SERMA
Fournitures Industrielles

Gammes SERMA

Ex : Filière hexagonale fermée 50 x 16 mm filetage métrique fin Ø 22 x 1.50 mm

1 : Choix des familles produits p3

2 : Choix index Famille produit p237

3 : Choix page outil p267

4 : Choix page tarif p21

5 : Choix référence outil p23

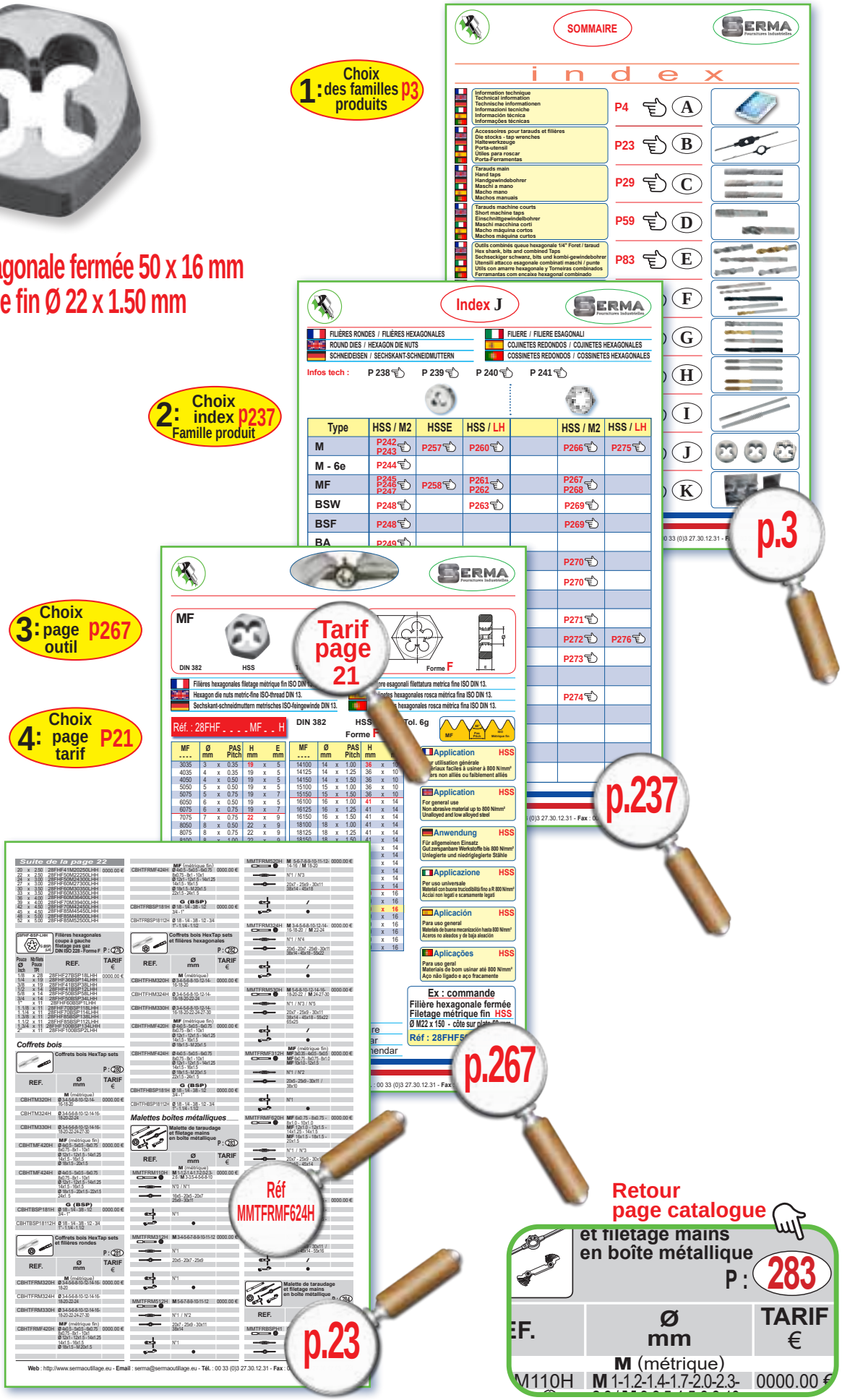

Web : http://www.sermaoutillage.eu - **Email** : serma@sermaoutillage.eu - **Tél.** : 00 33 (0)3 27.30.12.31 - **Fax** : 00 33 (0)3 27.30.17.13

SOMMAIRE

index

Information technique Technical information Technische informationen Informazioni tecniche Información técnica Informações técnicas	P4	A
Accessoires pour tarauds et filières Die stocks - tap wrenches Haltewerkzeuge Porta-utensil Útiles para roscar Porta-Ferramentas	P23	B
Tarauds main Hand taps Handgewindebohrer Maschi a mano Macho mano Machos manuais	P29	C
Tarauds machine courts Short machine taps Einschnittgewindelbohrer Maschi macchina corti Macho máquina cortos Machos máquina curtos	P59	D
Outils combinés queue hexagonale 1/4" Foret / taraud Hex shank, bits and combined Taps Sechseckiger schwanz, bits und kombi-gewindebohrer Utensili attacco esagonale combinati maschi / punte Utils con amarre hexagonale y Torneiras combinados Ferramantas com encaixe hexagonal combinado	P83	E
Tarauds machine Machine taps Maschinengewindebohrer Maschi macchina Macho máquina Machos máquina	P103	F
Tarauds machine de précision, bague couleur Machine taps with coloured ring Farbring-maschinengewindebohrer Maschi macchina con collarini colorati Macho máquina con banda coloreada Machos máquina com anel colorido	P177	G
Taraud machine a refouler de précision Machine taps forming flute less Gewindeformer Maschi a rular Macho máquina para laminación Machos máquina laminadores	P211	H
Taraud machine enfilade Machine nut Tap Maschinen-muttergewindebohrer Maschi macchina per dadi Macho máquina para tuerca Machos máquina para porca	P231	I
Filière rondes et hexagonale Round dies and hexagon die nuts Scheideisen und sechskant-schneidmuttern Filiere tonde e filiere esagonali Cojinetes redondos y hexagonales Cossinetes redondos e hexagonales	P237	J
Coffrets tarauds et filières Tap and die sets Gewindeschneidwerkzeugsätze Assortimento Juegos Torneiras y cojinetes Conjuntos Torneiras e cossinetes	P279	K

Index A

Dessins techniques de tarauds et filières. Engineering drawing of taps and dies. Technische Zeichnungen Gewindebohrer und Schneideisen. Disegni tecnici di maschi e di filieres. Dibujo técnico de Macho y cojinetes. Desenho técnico de Machos e cossinettes.	P5
Longueur d'entrée des tarauds mains et machine. Leads of hand taps and machine taps. Anschnittlängen bei satzgewindebohrer. Lunghezza di imbocco maschi a mano per machine. Entrada de mascho manuals y máquina. Chanfro de maschos manual e máquina.	P6
Traitements de surface : Vaporisation / Nitruration / TiN / TiCN. Surface Finishes : Steam Tempered / Nitriding / TiN / TiCN. Oberflächenbehandlungen : Vaporisieren / Nitrieren / TiN / TiCN. Tratamento superficial : Vaporizzazione / Nitrurazione / TiN / TiCN. Acabados sperficiales : Vaporizado (VAP) / Nitrogenacion / TiN / TiCN. Tratamentos de superfície : Vaporizado / Nitretação / TiN / TiCN.	P7 P8
Tableau de conversion diamètre filetage Pouce / mm. Conversion Table thread diameter Inch / mm. Umrechnungstabelle Gewindedurchmesser Zoll / mm. Tabella di conversione diametro filettatura Pollice / mm. Tabla de conversaçao diámetro de hilo Pulgadas / mm. Tabela de conversão diâmetro da rosca Polegadas / mm.	P9
Vitesses de coupe préconisées réfrigérant et lubrifiant pour le taraudage. Recommanded Cutting Speed coolants and lubricants for tapping. Empfohlene Schnittgeschwindigkeit kuhl und schmiermittel zum gewindeschneiden. Velocità di taglio raccomandato refrigerante e lubrificazione per filettare. Velocidad de corte recomendada lubricantes y refrigerantes para hacer hilo. Velocidade de corte recomendado lubrificantes e refrigerantes para hacer fio.	P10 P11
Diamètre de l'avant trou pour taraudage. Recommended tapping drill size. Empfohlene kernlochmasse zum gewindeschneiden. Diametro del preforo per maschiatura. Diámetro recomendado de las brocas para hacer hilo. Diâmetro de pré-fabricação recommendada para fazer rosca.	P12 P13 P14 P15 P16 / P17
Diamètre des axes avant le filetage. Recommended outside diameter before threading. Empfolene bolzendurchmesser zum gewindeschneiden. Diametri dei perni da fillettare raccomandati. Diámetro del eje antes de roscar recomendado. Diâmetro de barra para roscar reccommendada.	P18 P19 P20
Tableaux conversion **Vc** / **Tr** / **min** - Dureté : HB30 / HRC / N / mm² Conversions table **Vc** / **Tr** / **min** - Hardness : HB30 / HRC / N / mm² Vergleichstabelle **Vc** / **Tr** / **min** - Härtewerte : HB30 / HRC / N / mm² Tabelle conversione **Vc** / **Tr** / **min** - Durezza : HB30 / HRC / N / mm² Tabelle conversión **Vc** / **Tr** / **min** - Durezas : HB30 / HRC / N / mm² Tabela de conversaçao **Vc** / **Tr** / **min** - Dureza : HB30 / HRC / N / mm²	P21 P22





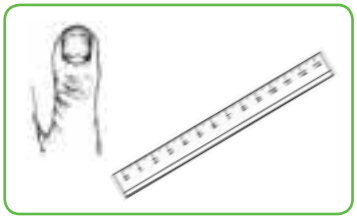

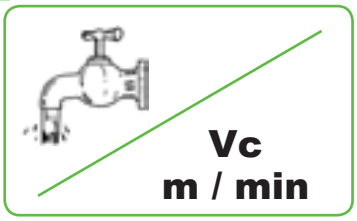

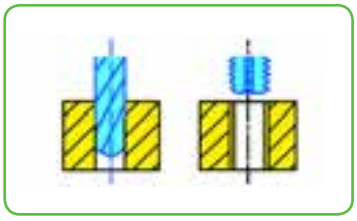

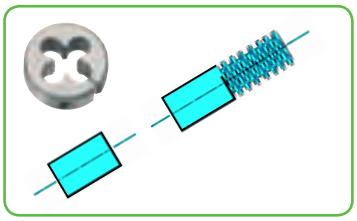

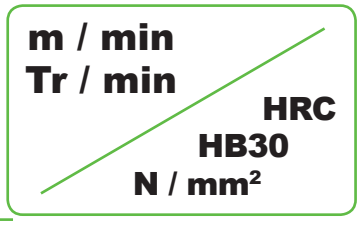

Web : http://www.sermaoutillage.eu - **Email** : serma@sermaoutillage.eu - **Tél.** : 00 33 (0)3 27.30.12.31 - **Fax** : 00 33 (0)3 27.30.17.13

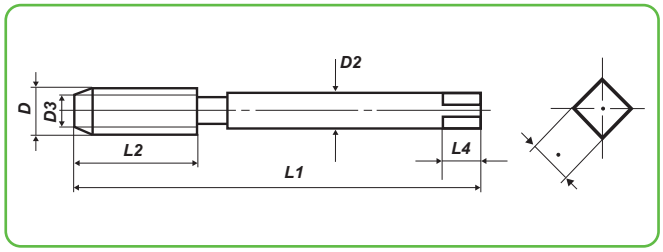

D	Diamètre nominal	**D**	Nominal diameter	**D**	Nenndurchmesser
D2	Diamètre de la queue	**D2**	Shank diameter	**D2**	Schatdurchmesser
D3	Diamètre collerette	**D3**	Neck diameter	**D3**	Halsdurchmesser
D4	Diamètre d'entrée	**D4**	Point diameter	**D4**	Anschnittdurchmesser
D5	Ø du noyau / âme	**D5**	Web diameter	**D5**	Seelendicke
L1	Longueur totale	**L1**	Overall length	**L1**	Gesamtlänge
L2	Longueur filetée	**L2**	Thread length	**L2**	Gewindelänge
L3	Longueur collerette	**L3**	Neck length	**L3**	Haslänge
L4	Longueur du carré	**L4**	Square length	**L4**	Vierkantlänge
P	Pas du filetage	**P**	Pitch	**P**	Steigung
a	Carré	**a**	Square size	**a**	Vierkant
m	Largeur dent	**m**	Land width	**m**	Stebreite
n	Largeur goujure	**n**	Flute width	**n**	Nutenbreite
s	Dépouille	**s**	Thread relief	**s**	Hinterschliff
α	Angle contre dépouille	**α**	Relief angle	**α**	Hinterschliffwinkel
γ	Angle de coupe	**γ**	Rake angle	**γ**	Spanwinkel
α1	Angle du filet	**α1**	Thread angle	**α1**	Flankenwinkel

Tarauds / Taps / gewindebohrer
Maschi / Maschos / Maschos

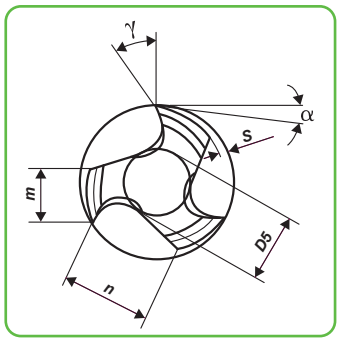

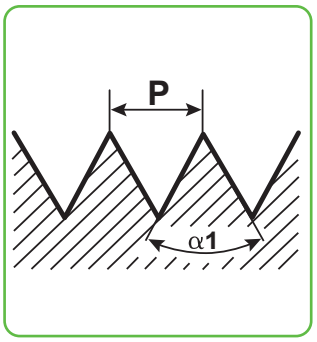

D	Diametro nominale	**D**	Diámetro nominal	**D**	Diâmetro nominal
D2	Diametro gambo	**D2**	Diámetro del mango	**D2**	Diâmetro da haste
D3	Diametro imbocco	**D3**	Diámetro del cuello	**D3**	Diâmetro do pescoço
D4	Diametro collarino	**D4**	Diámetro de la punta	**D4**	Diâmetro da entrada
D5	Ø nucleo	**D5**	Diámetro menor	**D5**	Diâmetro do nucleo
L1	Longhezza totale	**L1**	Longitud total	**L1**	Comprimento total
L2	Longhezza filetto	**L2**	Longitud de corte	**L2**	Comprimento da rosca
L3	Longhezza collarino	**L3**	Longitud del cuello	**L3**	Comprimento del cuello
L4	Longhezza quadro	**L4**	Longitud del cuadrado	**L4**	Comprimento da quadrado
P	Passo filetto	**P**	Paso	**P**	Passo da rosca
a	Quadro	**a**	Tamaño del cuadrado	**a**	Quadrado
m	Larghezza settore	**m**	Ancho del contacto	**m**	Largura do dente
n	Larghezza scanalatura	**n**	Anchura del canal	**n**	Largura do canal
s	Spoglia sul filetto	**s**	Acabado de la rosca	**s**	Acabamento da rosca
α	Angolo di spoglia	**α**	Angulo de desalojo	**α**	Angulo de folga
γ	Angolo di taglio	**γ**	Angulo de arrastre	**γ**	Angulo de saida
α1	Angolo del profilo	**α1**	Angulo de la rosca	**α1**	Angulo de rosca

Filières / Dies / Schneideisen / Filiere / Cojinete / Cossinete

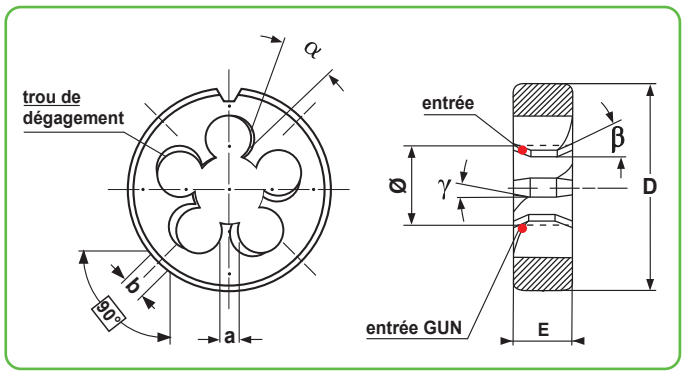

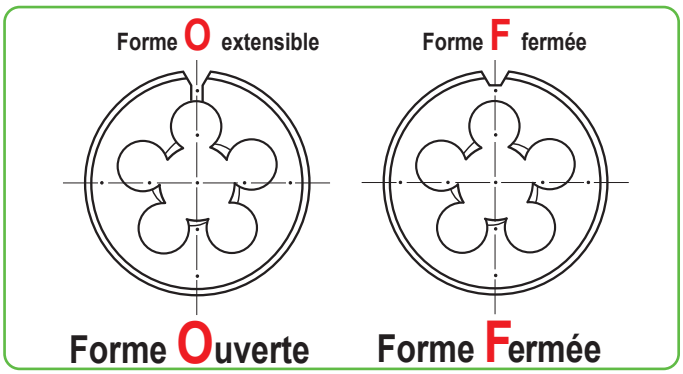

D	Diamètre extérieur	**D**	Outside diameter	**D**	Außendurchmesser	**D**	Diametro esterno	**D**	Diametro exterior	**D**	Diâmetro exterior
E	Hauteur de la filière	**E**	Width of die	**E**	Schneideisenhöhe	**E**	Spessore	**E**	Ancho del cojinete	**E**	Largura de cossinete
a	Largeur de dent	**a**	Width of land	**a**	Stegbreite	**a**	Ampiezza del dente	**a**	Ancho de contacto	**a**	Largura de nervura
b	Alésage vis de fixation	**b**	Hole for holding screws	**b**	Bohrung für Halteschrauben	**b**	Diametro fissaggio vite	**b**	Agujero para tornille	**b**	Furo par parafusos de fixaçao
α	Angle de coupe	**α**	Rake angle	**α**	Spanwinkel	**α**	Angolo di taglio	**α**	Angulo de arrastre	**α**	Ângulo de inclinaçao
β	Angle d'entrée	**β**	Lead angle	**β**	Anschnittwinkel	**β**	Angolo dell'imbocco	**β**	Angulo de entrada	**β**	Ângulo de entrada
γ	Angle d'entrée GUN	**γ**	Angle of gun nose	**γ**	Schälanschnittwinkel	**γ**	Angolo dell'imbocco corretto	**γ**	Angulo de acabado	**γ**	Ângulo de helicoidal

Information technique.
Technical information.
Technische informationen.
Informazioni tecniche.
Información técnica.
Informações técnicas.

Accessoires pour tarauds et filières.
Die stocks - tap wrenches.
Haltewerkzeuge.
Porta-utensil.
Útiles para roscar.
Porta-Ferramentas.

Tarauds main.
Hand taps.
Handgewindebohrer.
Maschi a mano.
Macho mano.
Machos manuais.

Tarauds

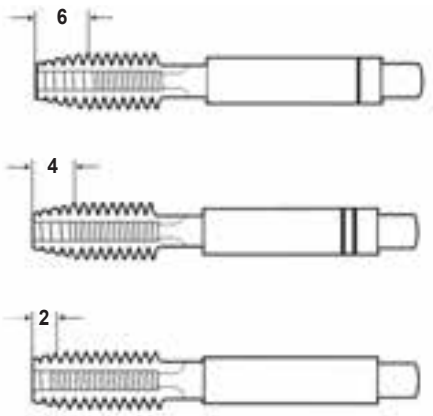

N°1
N°2
N°3

Tarauds machine courts.
Short machine taps.
Einschnittgewindelbohrer.
Maschi macchina corti.
Macho máquina cortos.
Machos máquina curtos.

Outils combinés queue hexagonale 1/4" Foret / taraud.
Hex shank, bits and combined Taps.
Sechseckiger schwanz, bits und kombi-gewindebohrer.
Utensili attacco esagonale combinati maschi / punte.
Utils con amarre hexagonale y Torneiras combinados.
Ferramantas com encaixe hexagonal combinado.

Mains

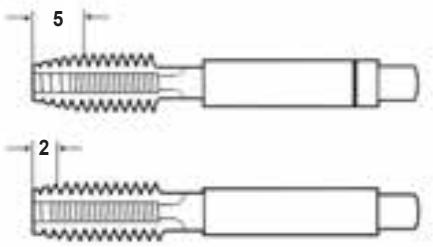

N°1
N°2

Tarauds Machines

Entrée 6-8 filets, pour trous débouchant courts.
6-8 threads lead, for short through holes.
6-8 gang Anschnitt, für kurze durchgangslöcher.
6-8 imbocco per fori pasanti corti.
6-8 hilos de entrada, agujeros passantes cortos.
6-8 fios de entrada para furo passante cortos.

4-5 filets, avec entrée GUN, tous trous débouchants.
4-5 threads Lead with spiral point for through holes.
4-5 gang mit Schälanschnitt, für alle durchgangslöcher.
4-5 spire imbocco con imbocco corretto tutti fori passanti.
4-5 hilos de entrada con punta espiral, agujero pasantes.
4-5 fios de entrada com punto helicoidal para furos passantes.

Entrée 2-3 filets pour trous borgnes.
2-3 threads lead, for blind holes.
2-3 gang Anschnitt, für Sacklöcher.
2-3 imbocco 2/3 spire per fori ciechi
2-3 hilos de entrada para agujeros ciegos.
2-3 fios de entrada para furos cegos.

Entrée 4-5 filets pour trous débouchant et trous borgnes.
4-5 threads lead, for through and blind holes.
4-5 gang Anschnitt, für Durchgangs und Sacklöcher.
4-5 imbocco 4/5 spire per fori passanti e ciechi.
4-5 hilos de entrada para agujeros pasantes y ciegos.
4-5 fios de entrada para furos cegos e passantes.

Entrée 2-3 filets, hélicoïdale 35° à droite, pour trous borgnes.
2-3 threads lead, 35° right spiral flute, for blind holes.
2-3 gang Anschnitt, 35° rechtsspirale, für Sacklöcher.
2-3 imbocco 2/3 spire spirale destra 35° per fori ciechi.
2-3 hilos de entrada con canal helicoidal derecha 35°, agujero ciergo.
2-3 fios de entrada canal helicoidal direito de 35°, para furos ciegos.

Entrée 4-5 filets avec entrée GUN et denture alternée pour trous débouchants.
4-5 threads Lead with Spiral Point and interrupted threads for through holes.
4-5 Gang mit Schälanschnitt und ausgesetzten Zähnen für Durchgangslöcher.
4-5 imbocco 4/5 spire e denti alternati per fori passanti.
4-5 hilos de entrada con punta espiral y diente alterno, agujero pasante.
4-5 fios de entrada com ponta helicoidal e dentes alternados para furo.

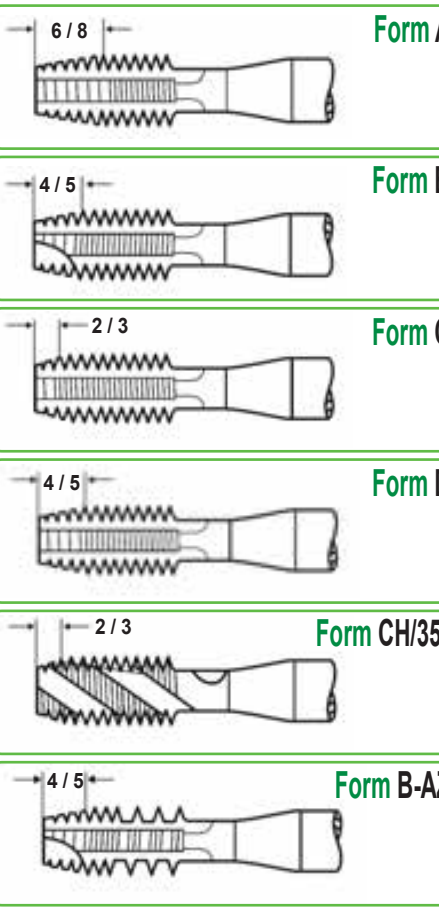

Web : http://www.sermaoutillage.eu - **Email** : serma@sermaoutillage.eu - **Tél.** : 00 33 (0)3 27.30.12.31 - **Fax** : 00 33 (0)3 27.30.17.13

VAPO

Traitements de surface

Vaporisation :

Du fait du traitement thermique auquel sont soumis les outils finis, une couche d'oxyde ferreux se forme sur la surface de la matière.
Cette couche améliore l'adhérence du réfrigérant et du lubrifiant, réduisant ainsi le risque de rupture du film lubrifiant et de formation d'arêtes rapportées à froid.

VAPO

Surface Finishes

Steam Tempered :

An iron oxide film is created on the tool surface by heat treatment.
This improves the adhesion of the coolant and as a result helps to prevent cold welding of the chip to the tool surface.

VAPO

Oberflächenbehandlungen

Vaporisieren :

Durch eine Wärmebehandlung am fertigen Werkzug, entsteht auf der Werkstoffoberfläche eine Eisenoxischicht.
Diese verbessert die Haftung des Kühl-und Schmierstoffes und vermindert dadurch die Gefahr, daß der Schmierfilm abreißt und sich Kaltaufschweißungen bilden.

VAPO

Trattamento di superficie

Vaporizzatione :

Attraverso un trattamento termico sull'utensile finito si deposita uno strato di ossido di ferro sulla superficie dell'utensile.
Questo strato migliora l'aderenza del refrigerante e del lubrificante, riducendo cosi il rischio di rottura del film lubrificante evitando la formazione di saldature a freddo di scorie.

VAPO

Acabados Superficiales

Vaporizado (VAP) :

Debido al tratamiento de calor, una capa de Oxido de Hierro es creada en la superficie de la herramienta.
Esto mejora la adhesion del refrigerante y como resultado optenemos una ayuda para prevenir la union (soldadura) de la viruta a la superficie del material a roscar.

VAPO

Tratamento de superfície

Vaporisieren :

Uma camada de óxido de ferro é criada na superficie dea ferramenta pelo tratamento de calor.
Isto aumenta a adesão do liquido refrigerante e ajuda a prevenir a aglutinação na superficie da ferramenta.

Nitr

Traitements de surface

Nitruration :

L'enrichissement de la surface des tarauds à l'azote permet d'obtenir une dureté de surface plus élevée.
On obtient ainsi une forte résistance à l'abrasion et une amélioration des propriétés antifriction.

Nitr

Surface Finishes

Nitriding :

The surface hardness is increased by enriching the surface of the tap with nitrogen.
This results in high abrasion resistance and improved anti-friction properties.

Nitr

Oberflächenbehandlungen

Nitrieren :

Durch Anreicherung der Gewindebohrreroberfläche mit Stickstoff, entsteht eine erhöhte Oberflächenhärte.
Dadurch wird eine hohe Abriebfestigkeit und eine Verbesserung der Gleiteigenschaften erreicht.

Nitr

Trattamento di superficie

Nitrurazione :

L'arricchimento della superficie del maschio con azoto permette di aumentare la durezza della superficie dell'utensile. Si ottiene altresi un miglioramento della resistenza all'abraasione e delle proprietà antifrizione.

Nitr

Acabados Superficiales

Nitrogenación :

La dureza de la superficie es Incrementada mediante el enriquecimiento de la superficie del macho con Nitrogeno.
Como consecuencia obtenemos una gran resistencia a la Abrasiön y mejora de las popiedades anti-friccion.

Nitr

Tratamento de superfície

Nitretação :

A dureza da superficie é aumentada pela aplicação de nitrogênio na superficie da ferramenta.
O resultado é uma alta resistência à abrasividade e aumenta as propriedades ant-fricção.

TiN

Traitements de surface

Revêtement nitrure de titane (TiN) :

A 500°C en four à vide, selon le procédé de dépôt en phase gazeuse (PVD).
La réduction de la rugosité et l'augmentation de la dureté permettent d'obtenir d 'excellentes propriétés antifriction ainsi qu'une forte résistance à l'usure et à l'abrasion.
Les tarauds revêtus **TiN** peuvent être utilisés à des vitesses de coupe nettement plus élevées.

TiN

Surface Finishes

Titanium Nitride Coating (TiN) :

Following PVD processing, the tap undergoes titanium nitride vapourdeposition with in the vacuum furnace at approx. 500°C.
Excellent anti-friction properties and high resistance to wear and abrasion result from the reduced surface roughness and upper hardness.
TIN coated taps can be employed with highest cutting speeds.

TiN

Oberflächenbehandlungen

Titannitrid-Beschichtung (TiN) :

Bei ca. 500°C wird dem Gewindebohrer In der Vakuumkammer nach dem PVDVerfahren Titannitrid aufgedampft. Durch die veringerte Oberflächenrauhigkeit Und die extrem hohe härte werden Hervorragende Gleiteigenschaften und eine Hohe Verschleß- bzw. Abriebsfestigkeit Erreicht. **TiN**-beschichtete Gewindebohrer Können mit wesentlich höherer Schnittgeschwindigkeit eingesetzt werden.

TiN

Trattamento di superficie

Rivestimento al Nitruro di Titanio (TiN) :

Attraverso il procedimento di rivestimento a vuoto a 500°C. (PVD) viene depositato sull'utensile uno strato vaporizzato di **TiN**.
La riduzione della rugosità e l'aumentazione della durezza permettono di ottnere eccellenti proprietà antifrizione e una forte resistenza all'usure e all'abrasione.
I maschi rivestiti al **TiN** possono essere utilizzati con velocità di taglio nettemente più ellevate.

TiN

Acabados Superficiales

Recubrimiento de Nituro de Titanio (TiN) :

Siguiendo el proceso PVD, el macho es sometido a un depositos de **TiN** dentro uno horno con camara de vacio, aproximadamente 500°C. Se obtienen excelentes propiedades antifriccion alta resitencia al Desgaste y a la Abrasión al reducir la rugosidad de la superficie y aumentar su Dureza.
Los Macho con recubrimiento de **TIN** pueden ser empleados utilizando velocidades de corte mas rapidas.

TiN

Tratamento de superfície

Cobertura de Nitréto de Titânio (TiN) :

Através do Processo de PVD, o macho é submetido a uma cobertura de **TiN** dentro de uma horno de vàcuo, a aproximadamente 500°C.
Sao obtidas excelentes propriedades anti-fricçao, alta resistênce ao desgaste e abrasividade ao reduzir a rugosidade da superficie e aumentar sua dureza. Os Machos com cobertua de **TiN** podem ser utilizados à velocidades de corte mais rapidas.

TiCN

Traitements de surface

Revêtement carboniture de titane (TiCN) :

Le revêtement TiCN est particulièrement indiqué pour les aciers résistants à l'usure et les matériaux abrasifs. Dureté 3000 Hv pour TiCN contre 2600 Hv pour le TiN. Un refroidissement abondant, améliore ses performances.

TiCN

Surface Finishes

Titanium CarboNitride Coating (TiCN) :

The TiCN-coating is suitable for wear-resistant and abrasive material.
Hardness for TiCN 3000 Hv / TiN 2600 Hv.
Optimum cooling make highest-performance.

TiCN

Oberflächenbehandlungen

Titancarbonitrid-Beschichtung (TiCN) :

Die TiCN-Beschichtung ist besonders geeignet für verschleißfeste Stähle und abrasive Werkstoffe.
Härte für TiCN 3000 Hv / TiN 2600 Hv.
Durch optimale Kühlung wird höchste Leistung erzielt.

TiCN

Trattamento di superficie

Rivestimento carbonitruro di titanio (TiCN) :

Il rivestimento TiCN è adatto per materiali resistenti all'usura e abrasivi.
Durezza per TiCN 3000 Hv / TiN 2600 Hv.
Il raffreddamento abbondante migliora le sue prestazioni.

TiCN

Acabados Superficiales

Recubrimiento de carbonitruro di titanio (TiCN) :

El recubrimiento de TiCN es adecuado para materiales abrasivos y resistentes al desgaste.
Dureza para TiCN 3000 Hv / TiN 2600 Hv.
El enfriamiento óptimo hace que el máximo rendimiento.

TiCN

Tratamento de superfície

Cobertura de Carbonitreto de Titânio (TiCN) :

A cobertura TiCN é altamente indicada para materias resistentes e abrasivos.
Dureza para TiCN 3000 Hv / TiN 2600 Hv.
Refrigeração ideal faz o máximo desempenho.

Web : http://www.sermaoutillage.eu - **Email** : serma@sermaoutillage.eu - **Tél.** : 00 33 (0)3 27.30.12.31 - **Fax** : 00 33 (0)3 27.30.17.13



Tableau de conversion diamètre filetage Pouce / mm.

Conversion table thread diameter Inch / mm.

Umrechnugstabelle Gewindedurchmesser Zoll / mm.

Tabella di conversione diametro filettatura Pollice / mm.

Tabla de conversaçao diámetro de hilo Pulgadas / mm.

Tabela de Tabela de conversaçao diâmetro da rosca Polegadas / mm.

	BSW	BSF	UNC	UNF	UNEF	mm
Ø Nominal Nominal Ø Nenn Ø Ø Nominale Ø Nominal Ø Nominal	Nombre de filets par pouce					Ø Filetage Thread Ø Gewinde-Ø Ø filetto Ø filetto Ø filetto
No. 0	-	-	-	80	-	1,520
No. 1	-	-	64	72	-	1,850
No. 2	-	-	56	64	-	2,180
No. 3	-	-	48	56	-	2,520
No. 4	-	-	40	48	-	2,850
No. 5	-	-	40	44	-	3,180
No. 6	-	-	32	40	-	3,510
No. 8	-	-	32	36	-	4,170
No. 10	-	-	24	32	-	4,830
No. 12	-	-	24	28	32	5,490
1/16"	60	-	-	-	-	1,587
3/32"	48	-	-	-	-	2,381
1/8"	40	-	-	-	-	3,175
5/32"	32	-	-	-	-	3,969
3/16	24	32	-	-	-	4,762
7,32"	24	28	-	-	-	5,556
1/4"	20	26	20	28	32	6,350
5/16"	18	22	18	24	32	7,938
3/8"	16	20	16	24	32	9,525
7/16"	14	18	14	20	28	11,113
1/2"	12	16	13	20	28	12,700
9/16"	12	16	12	18	24	14,288
5/8"	11	14	11	18	24	15,876
11/16"	-	14	-	-	24	17,463
3/4"	10	12	10	16	20	19,051
13/16"	-	12	-	-	20	20,638
7/8"	9	11	9	14	20	22,226
15/16"	-	11	-	-	20	23,813
1"	8	10	8	12	20	25,401
1 1/16"	-	-	-	-	18	26,988
1 1/8"	7	9	7	12	18	28,576
1 3/16"	-	-	-	-	18	30,163
1 1/4"	7	9	7	12	18	31,751
1 5/16"	-	-	-	-	18	33,338
1 3/8" 6	8	6	12		18	34,926
1 7/16"	-	-	-	-	18	36,512
1 1/2"	6	8	6	12	18	38,101
1 5/8"	5	8	5	-	18	41,277
1 3/4"	5	7	5	-	18	44,452
1 7/8"	4,5	-	4,5	-	18	47,627
2"	4,5	7	4,5	-	18	50,802
2 1/4"	4	-	4,5	-	-	57,152
2 1/2"	4	-	4	-	-	63,502
2 3/4"	3,5	-	4	-	-	69,853
3"	3,5	-	4	-	-	76,203

	BSP (G)	mm
Ø Nominal Nominal Ø Nenn Ø Ø Nominale Ø Nominal Ø Nominal	Nombre de filets / Pouce	Ø Filetage Thread Ø Gewinde-Ø Ø filetto Ø filetto Ø filetto
G 1/8"	28	9,728
G 1/4"	19	13,157
G 3/8"	19	16,662
G 1/2"	14	20,955
G 5/8"	14	22,911
G 3/4	14	26,441
G 7/8"	14	30,201
G 1"	11	33,249
G 1 1/8	11	37,897
G 1 1/4"	11	41,910
G 1 3/8"	11	44,323
G 1 1/2"	11	47,803
G 1 3/4"	11	53,746
G 2"	11	59,614
G 2 1/4"	11	65,710
G 2 1/2"	11	75,184
G 2 3/4"	11	81,534
G 3"	11	87,884
G 3 1/4"	11	93,980
G 3 1/2	11	100,330
G 3 3/4"	11	106,680
G 4"	11	113,030

Filetage de tube blindé électrique PG
Armoured tube thread PG
Stahl-Panzerrohrgewinde PG
Filetto di tubo schermato elettrico PG
Rosca para tubos blindados eléctrico PG
Rosca para tubos de conduçao eléctrica PG

		mm
Ø Nominal Nominal Ø Nenn Ø Ø Nominale Ø Nominal Ø Nominal	Nombre de filets / Pouce	Ø Filetage Thread Ø Gewinde-Ø Ø filetto Ø filetto Ø filetto
PG 7	20	12,500
PG 9	18	15,200
PG 11	18	18,600
PG 13,5	18	20,400
PG 16	18	22,500
PH 21	16	28,300
PG 29	16	37,000
PG 36	16	47,000
PG 42	16	54,000
PG 48	16	59,500

Vitesses de coupe préconisées réfrigérant et lubrifiant pour le taraudage	Recommanded Cutting Speed coolants and lubricants for tapping	Empfohlene Schnittgeschwindigkeit kuhl und schmiermittel zum gewindeschneiden
Velocità di taglio raccomandato refrigerante e lubrificazione per filettare	Velocidad de corte recomendada lubricantes y refrigerantes para hacer hilo	Velocidade de corte recomendado lubrificantes e refrigerantes para hacer fio

Matière / Material / Werkstoff / Materiale / Materia / Material		Vc m / min
Aciers non alliés et faiblement alliés à copeaux courts. **Steel**, unalloy and low alloyed, short-chipping. **Stähle** unlegiert und niedriglegiert, kurzspanend. **Acciai** non legati bassi legati, trucioli corti. **Aceros** no aleados y de baja aleacion,virutas cortas. **Aços** não e fracamente ligados, virutas curtas.	H / E	10 - 20
Matériaux faciles à usiner à copeaux courts. **Non abrasive** Material, short-chipping. **Werkstoffe** gut zerspanbar, kurzspanend. **Materiali** con lavorazione facile / truciolo corto. **Materiales** de buena mecanización / virutas cortas. **Materials** de bom usinar / virutas curtas.	H / E	6 - 15
Aciers réfractaires à copeaux longs. **Steel**, heat resistant, long-chipping. **Stähle** hitzebeständig, langspanend. **Acciai** resistenti al calore truciolo lungo . **Aceros** resistentes al calor, virutas largo. **Aços** resistente ao calo, virutas longos.	H	4 - 8
Aciers réfractaires à copeaux courts. **Steel**, heat resistant, short-chipping. **Stähle** hitzebständig, kurrzspanend. **Acciai** resistenti al calore truciolo corto . **Aceros** resistentes al calor, virutas cortas. **Aços** resistente ao calo, virutas curtas.	H	4 - 8
Aciers de cémentation et de traitement à copeaux courts. **Steel**, cementation and heat treatable, short-chipping. **Stähle** Einsatz und Vergütungs, kurzspanend. **Acciai** da cementazione, acciai bonificati, truciolo corto. **Aceros** de cementacion y bonificados, virutas cortas. **Aços** de cementado e temperado, virutas curtas.	H	4 - 8
Aciers à outil jusqu'à 1200 N/mm². **Steel**, tool steel up to 1200 N/mm². **Stähle** Werkzeugstähle bis 1200 N/mm². **Acciai,** per utensili a 1200 N/mm². **Aceros** para herramientas hasta 1200 N/mm². **Aços** para ferramentas até 1200 N/mm².	H	4 - 6
Aciers à outil de plus de 1200 N/mm². **Steel**, tool over 1200 N/mm². **Stähle** Werkzeugstähle über 1200 N/mm². **Acciai,** per utensili sopra 1200 N/mm². **Aceros** para herramientas de más de 1200 N/mm². **Aços** para ferramentas com mais de 1200 N/mm².	H	2 - 5
Aciers inoxydables à copeaux courts. **Stainless steel**, short-chipping. **Stähle** rostf rei, kurzspanend. **Acciai,** inossidabli truciolo corto. **Aceros** inoxidable, virutas cortas. **Aços** inoxidâvel, virutas curtas.	H	5 - 10
Aciers inoxydables à copeaux longs. **Stainless steel**, long-chipping. **Stähle** rostf rei, langspanend **Acciai,** inossidabli truciolo lungo. **Aceros** inoxidable, virutas largo. **Aços** inoxidâvel, virutas longos.	H	4 - 8
Fonte moulée grise. **Iron**, cast. **Guß**, grau. **Ghisa**, grigia. **Fundición** gris. **Fundição** cinzenta.	P / S	10 - 20
Fonte moulée à graphite sphéroïdal. **Iron**, spheroidal graphite. **Guß**, sphäro. **Ghisa**, sferoidala. **Fundición** con graf ito esferoidal. **Fundição** esferoidal.	P / S	8 - 15
Fonte malléable. **Iron**, malleable cast. **Guß**, Temper. **Ghisa**, malleabile. **Fundición** maleable. **Ferro** fundido.	E	6 - 12

H : Huile de coupe / Cutting oil / Schneidöl / Olii da taglio / Aceite para corte / Oleo de corte
E : Huile soluble / Oil emulsion / Emulsion / Emulsione / Taladrina / Emulsão
P : Pétrole / Oil / Petroleum / petrolio / petroleo / oleo
S : à sec / dry / Trocken / secco / seco / seco

Vc m / min

SERMA Fournitures Industrielles

Web : http://www.sermaoutillage.eu - **Email** : serma@sermaoutillage.eu - **Tél.** : 00 33 (0)3 27.30.12.31 - **Fax** : 00 33 (0)3 27.30.17.13

Vitesses de coupe préconisées réfrigérant et lubrifiant pour le taraudage	Recommanded Cutting Speed coolants and lubricants for tapping	Empfohlene Schnittgeschwindigkeit kuhl und schmiermittel zum gewindeschneiden
Velocità di taglio raccomandato refrigerante e lubrificazione per filettare	Velocidad de corte recomendada lubricantes y refrigerantes para hacer hilo	Velocidade de corte recomendado lubrificantes e refrigerantes para hacer fio

Matière / Material / Werkstoff / Materiale / Materia / Material				Vc m / min
Laiton à copeaux courts. **Ottone** trucioli corti.	**Brass** short-chipping. **Latón** virutas cortas.	**Messing** kurzspanend. **Latão** virutas curtas.	E	20 - 30
Laiton à copeaux longs. **Ottone** trucioli lungi.	**Brass** long-chipping. **Latón** virutas largo.	**Messing** langspanend. **Latão** virutas longos.	H / E	10 - 15
Bronze à copeaux courts. **Bronzo** trucioli corti.	**Bronze** short-chipping. **Bronce** virutas cortas.	**Bronze** kurzspanend. **Bronze** virutas curtas.	H / E	8 - 15
Bronze à copeaux longs. **Bronzo** trucioli lungi.	**Bronze** long-chipping. **Bronce** virutas largo.	**Bronze** langspanend. **Bronze** virutas longos.	H / E	6 - 10
Cuivre **Rame**	**Cooper** **Cobre**	**Kupfer** **Cobre**	H / E	10 - 15
Aluminium à copeaux courts. **Alluminio** trucioli corti.	**Aluminium-alloys** short-chipping. **Aluminio** virutas cortas.	**Alu** kurzspanend. **Aluminio** virutas curtas.	H / E	20 - 30
Aluminium à copeaux longs. **Alluminio** trucioli lungi.	**Aluminium-alloys** long-chipping. **Aluminio** virutas largo.	**Alu** langspanend. **Aluminio** virutas longos.	E	10 - 20
Zinc et Alliages **Zinco e lega di zinco**	**Zinc alloys** **Aleación de zinc y zinc**	**Zinklegierungen** **Liga de zinco e zinco**	H / E	10 - 15
Alliages de Magnésium **Leghe magnesio**	**Magnesium lloys** **Aleaciones de magnesio**	**Magnesiumlegierungen** **Ligas de magnésio**	E / S	10 - 20
Alliages Titanes à copeaux courts. **Titanio** trucioli corti.	**Titanium** short-chipping. **Titanio** virutas corto.	**Titan** kurzspanend. **Titanio** virutas curtas.	S	4 - 5
Alliages Titanes à copeaux long. **Titanio** trucioli lungi.	**Titanium** long-chipping. **Titanio** virutas largo.	**Titan** langspanend. **Titanio** virutas loongos.	S	3 - 4
Plastiques thermoplastique. **Matriali plastici** materiali termoplastici.	**Plastics** thermoplastics. **Plasticos** duroplasticos.	**Kunststoffe** thermoplaste. **Plástico** termoplásticos	E / S	10 - 20
Plastiques duroplastes. **Matriali plastici** materiali termodurenti.	**Plastics** thermosetting. **Plasticos** duroplasticos.	**Kunststoffe** duroplaste. **Plástico** duroplásticos	S	5 - 10

H : Huile de coupe / Cutting oil / Schneidöl / Olii da taglio / Aceite para corte / Oleo de corte
E : Huile soluble / Oil emulsion / Emulsion / Emulsione / Taladrina / Emulsão
P : Pétrole / Oil / Petroleum / petrolio / petroleo / oleo
S : à sec / dry / Trocken / secco / seco / seco

Vc m / min

SERMA Fournitures Industrielles



Diamètre de l'avant trou pour taraudage.

Recommended tapping drill size.

Empfohlene kernlochmasse zum gewindeschneiden.

Diametro del preforo per maschiatura.

Diámetro recomendado de las brocas para hacer hilo.

Diâmetro de pré-fabricação recommendada para fazer rosca.

M

M		P	Ø
mm	x	mm	mm
M 1	x	0,25	0,75
M 1,1	x	0,25	0,85
M 1,2	x	0,25	0,95
M 1,4	x	0,3	1,1
M 1,6	x	0,35	1,25
M 1,7	x	0,35	1,3
M 1,8	x	0,35	1,45
M 2	x	0,4	1,6
M 2,2	x	0,45	1,75
M 2,3	x	0,4	1,9
M 2,5	x	0,45	2,05
M 2,6	x	0,45	2,1
M 3	x	0,5	2,5
M 3	x	0,6	2,4
M 3,5	x	0,6	2,9
M 3,5	x	0,75	2,75
M 4	x	0,7	3,3
M 4	x	0,75	3,25
M 4,5	x	0,75	3,7
M 5	x	0,8	4,2
M 5	x	0,9	4,1
M 6	x	1	5
M 7	x	1	6
M 8	x	1,25	6,8
M 9	x	1,25	7,8
M10	x	1,58	5
M 11	x	1,5	9,5

M		P	Ø
mm	x	mm	mm
M 12	x	1,75	10,2
M 14	x	2	12
M 16	x	2	14
M 18	x	2,5	15,5
M 20	x	2,5	17,5
M 22	x	2,5	19,5
M 24	x	3	21
M 27	x	3	24
M 30	x	3,5	26,5
M 33	x	3,5	29,5
M 36	x	4	32
M 39	x	4	35
M 42	x	4,5	37,5
M 45	x	4,5	40,5
M 48	x	5	43
M 52	x	5	47
M 56	x	5,5	50,5
M 60	x	5,5	54,5
M 64	x	6	58
M 68	x	6	64
M 72	x	6	66
M 76	x	6	70
M 80	x	6	74
M 90	x	6	84
M 100	x	6	94
M 110	x	6	104

Web : http://www.sermaoutillage.eu - **Email** : serma@sermaoutillage.eu - **Tél.** : 00 33 (0)3 27.30.12.31 - **Fax** : 00 33 (0)3 27.30.17.13



Diamètre de l'avant trou pour taraudage.

Recommended tapping drill size.

Empfohlene kernlochmasse zum gewindeschneiden.

Diametro del preforo per maschiatura.

Diámetro recomendado de las brocas para hacer hilo.

Diâmetro de pré-fabricação recommendada para fazer rosca.

MF

MF		P	Ø
mm	x	mm	mm
M 2,5	x	0,35	2,15
M 2,6	x	0,35	2,25
M 3	x	0.35	2,65
M 3,5	x	0,35	3,15
M 4	x	0,35	3,65
M 4	x	0,5	3,5
M 4,5	x	0,5	4
M 5	x	0,5	4,5
M 5	x	0,75	4,25
M 5,5	x	0,5	5
M 6	x	0,5	5,5
M 6	x	0,75	5,2
M 7	x	0,5	6,5
M 7	x	0,75	6,2
M 8	x	0,5	7,5
M 8	x	0,75	7,2
M 8	x	1,0	7
M 9	x	0,5	8,5
M 9	x	0,75	8,2
M 9	x	1,0	8
M 10	x	0,5	9,5
M 10	x	0,75	9,2
M 10	x	1,0	9
M 10	x	1,25	8,8
M 11	x	1,0	10
M 11	x	1,25	9,8
M 12	x	0,75	11,2
M 12	x	1,0	11
M 12	x	0,5	11,5
M 12	x	1,25	10,8
M 12	x	1,5	10,5
M 13	x	0,5	12,5
M 13	x	0,75	12,25
M 13	x	1,0	12
M 13	x	1,5	11,5
M 14	x	0,75	13,25
M 14	x	1,0	13
M 14	x	1,25	12,8
M 14	x	0,5	13,5
M 14	x	1,5	12,5
M 15	x	0,75	14,25
M 15	x	1,0	14
M 15	x	1,5	13,5

MF		P	Ø
mm	x	mm	mm
M 16	x	0,5	15,5
M 16	x	1,0	15
M 16	x	0,75	15,25
M 16	x	1,25	14,75
M 16	x	1,5	14,5
M 17	x	1,0	16
M 18	x	0,5	17,5
M 18	x	1,0	17
M 18	x	1,25	16,75
M 18	x	1,5	16,5
M 18	x	0,75	17,25
M 18	x	2,0	16
M 19	x	1,0	18
M 19	x	1,5	17,5
M 20	x	0,5	19,5
M 20	x	1,0	19
M 20	x	0,75	19,25
M 20	x	1,25	18,75
M 20	x	1,5	18,5
M 20	x	2,0	18
M 21	x	1,0	20
M 21	x	1,5	19,5
M 22	x	0,5	21,5
M 22	x	1,0	21
M 22	x	0,75	21,25
M 22	x	1,25	20,75
M 22	x	1,5	20,5
M 22	x	2,0	20
M 23	x	1,0	22
M 23	x	1,5	21,5
M 24	x	1,0	23
M 24	x	0,5	23,5
M 24	x	1,25	22,75
M 24	x	0,75	23,25
M 24	x	1,5	22,5
M 24	x	2,0	22
M 25	x	1,0	24
M 25	x	1,5	23,5
M 26	x	1,0	25
M 26	x	1,5	24,5
M 26	x	2,0	24
M 27	x	1,0	26
M 27	x	1,5	25,5

MF		P	Ø
mm	x	mm	mm
M 27	x	2,0	25
M 28	x	1,0	27
M 28	x	1,5	26,5
M 28	x	2,0	26
M 29	x	1,5	27,5
M 30	x	1,0	29
M 30	x	1,5	28,5
M 30	x	2,0	28
M 30	x	2,5	27,5
M 30	x	3,0	27
M 32	x	2	30
M 32	x	1,5	29,5
M 32	x	3,0	29
M 32	x	1	31
M 33	x	1,5	31,5
M 33	x	2,0	31
M 33	x	3,0	30
M 34	x	1	33
M 34	x	1,5	32,5
M 34	x	2,0	32
M 35	x	1	34
M 35	x	1,5	33,5
M 35	x	2	33
M 36	x	1,5	34,5
M 36	x	1	35
M 36	x	2,0	34
M 37	x	1,5	35,5
M 36	x	3,0	33
M 38	x	1	37
M 38	x	1,5	36,5
M 38	x	2,0	36
M 39	x	1,5	37,5
M 38	x	3	35
M 39	x	2,0	37
M 39	x	3,0	36
M 40	x	1	39
M 40	x	1,5	38,5
M 40	x	2,0	38
M 40	x	3,0	37
M 42	x	1	41
M 42	x	1,5	40,5
M 42	x	2,0	40
M 42	x	3,0	39



Diamètre de l'avant trou pour taraudage.

Recommended tapping drill size.

Empfohlene kernlochmasse zum gewindeschneiden.

Diametro del preforo per maschiatura.

Diámetro recomendado de las brocas para hacer hilo.

Diâmetro de pré-fabricação recommendada para fazer rosca.

MF

MF		P	Ø
mm	x	mm	mm
M 44	x	1,5	42,5
M 44	x	2	42
M 45	x	1	44
M 45	x	1,5	43,5
M 45	x	2,0	43
M 45	x	3,0	42
M 46	x	1,5	44,5
M 48	x	1,5	46,5
M 48	x	1	47
M 48	x	2,0	46
M 48	x	3,0	45
M 50	x	1,5	48,5
M 50	x	2,0	48
M 50	x	3,0	47
M 52	x	1,5	50,5
M 52	x	2,0	50
M 52	x	3,0	49
M 54	x	1,0	53
M 54	x	1,5	52,5
M 54	x	2,0	52
M 54	x	3,0	51
M 54	x	4,0	50
M 55	x	1,5	53,5
M 55	x	2,0	53
M 55	x	3,0	52
M 55	x	4,0	51
M 56	x	1,0	55
M 56	x	1,5	54,5
M 56	x	2,0	54
M 56	x	3,0	53
M 56	x	4,0	52
M 58	x	1,0	57
M 58	x	1,5	56,5
M 58	x	2,0	56
M 58	x	3,0	55
M 58	x	4,0	54
M 60	x	1,5	58,5
M 60	x	2,0	58
M 60	x	3,0	57
M 60	x	4,0	56
M 62	x	1,5	60,5
M 62	x	2,0	60
M 62	x	3,0	59

MF		P	Ø
mm	x	mm	mm
M 62	x	4,0	58
M 63	x	1,5	61,5
M 64	x	1,5	62,5
M 64	x	2,0	62
M 64	x	3,0	61
M 64	x	4,0	60
M 65	x	1,5	63,5
M 65	x	2,0	63
M 65	x	3,0	62
M 65	x	4,0	61
M 68	x	1,5	66,5
M 68	x	2,0	66
M 68	x	3,0	65
M 68	x	4,0	64
M 70	x	1,5	68,5
M 70	x	2,0	68
M 70	x	3,0	67
M 70	x	4,0	66
M 72	x	1,5	70,5
M 72	x	2,0	70
M 72	x	3,0	69
M 72	x	4,0	68
M 74	x	1,5	72,5
M 74	x	2,0	72
M 74	x	3,0	71
M 74	x	4,0	70
M 75	x	1,5	73,5
M 75	x	2,0	73
M 75	x	3,0	72
M 75	x	4,0	71
M 76	x	1,5	74,5
M 76	x	2,0	74
M 76	x	3,0	73
M 76	x	4,0	72
M 78	x	1,5	76,5
M 78	x	2,0	76
M 78	x	3,0	75
M 78	x	4,0	74
M 80	x	1,5	78,5
M 80	x	2,0	78
M 80	x	3,0	77
M 80	x	4,0	76
M 82	x	1,5	80,5

MF		P	Ø
mm	x	mm	mm
M 82	x	2,0	80
M 82	x	3,0	79
M 82	x	4,0	78
M 84	x	1,5	82,5
M 84	x	2,0	82
M 84	x	3,0	81
M 84	x	4,0	80
M 85	x	1,5	83,5
M 85	x	2,0	83
M 85	x	3,0	82
M 85	x	4,0	81
M 86	x	1,5	84,5
M 86	x	2,0	84
M 86	x	3,0	83
M 86	x	4,0	82
M 88	x	1,5	86,5
M 88	x	2,0	86
M 88	x	3,0	85
M 88	x	4,0	84
M 90	x	1,5	88,5
M 90	x	2,0	88
M 90	x	3,0	87
M 90	x	4,0	86
M 92	x	1,5	90,5
M 92	x	2,0	90
M 92	x	3,0	89
M 92	x	4,0	88
M 95	x	1,5	93,5
M 95	x	2,0	93
M 95	x	3,0	92
M 95	x	4,0	91
M 96	x	1,5	94,5
M 96	x	2,0	94
M 96	x	3,0	93
M 96	x	4,0	92
M 98	x	1,5	96,5
M 98	x	2,0	96
M 98	x	3,0	95
M 98	x	4,0	94
M 100	x	1,5	98,5
M 100	x	2,0	98
M 100	x	3,0	97
M 100	x	4,0	96

MF		P	Ø
mm	x	mm	mm
M 105	x	1,5	103,5
M 105	x	2,0	103
M 105	x	3,0	102
M 105	x	4,0	101
M 110	x	1,5	108,5
M 110	x	2,0	108
M 110	x	3,0	107
M 110	x	4,0	106

Web : http://www.sermaoutillage.eu - **Email** : serma@sermaoutillage.eu - **Tél.** : 00 33 (0)3 27.30.12.31 - **Fax** : 00 33 (0)3 27.30.17.13



Diamètre de l'avant trou pour taraudage.

Recommended tapping drill size.

Empfohlene kernlochmasse zum gewindeschneiden.

Diametro del preforo per maschiatura.

Diámetro recomendado de las brocas para hacer hilo.

Diâmetro de pré-fabricação recommendada para fazer rosca.

BSW

BSW		P	Ø
BSW	x	Pitch	mm
W 3/32	x	48	1,8
W 1/8	x	40	2,6
W 5/32	x	32	3,1
W 3/16	x	24	3,6
W 7/32	x	24	4,4
W 1/4	x	20	5,1
W 5/16	x	18	6,5
W 3/8	x	16	7,9
W 7/16	x	14	9,3
W 1/2	x	12	10,5
W 9/16	x	12	12
W 5/8	x	11	13,5
W 3/4	x	10	16,5
W 7/8	x	9	19,25
W 1"	x	8	22
W 1.1/8	x	7	24,75
W 1.1/4	x	7	27,75
W 1.3/8	x	6	30,2
W 1.1/2	x	6	33,5
W 1.3/4	x	5	38,5
W 2"	x	4,5	44,5

BSP

BSP		P	Ø
BSP	x	Pitch	mm
G 1/8	x	28	8,8
G 1/4	x	19	11,8
G 3/8	x	19	15,25
G 1/2	x	14	19
G 5/8	x	14	21
G 3/4	x	14	24,5
G 7/8	x	14	28,25
G 1"	x	11	30,75
G 1.1/8	x	11	35,3
G 1.1/4	x	11	39,5
G 1.3/8	x	11	41,7
G 1.1/2	x	11	45,25
G 1.3/4	x	11	51,1
G 2"	x	11	57
G 2.1/4	x	11	63,1
G 2.1/2	x	11	72,6
G 2.3/4	x	11	78,9
G 3"	x	11	85,3

UNC

UNC		P	Ø
UNC	x	Pitch	mm
No. 1	x	64	1,5
No. 2	x	56	1,8
No. 3	x	48	2,1
No. 4	x	40	2,3
No. 5	x	40	2,6
No. 6	x	32	2,85
No. 8	x	32	3,5
No. 10	x	24	3,9
No. 12	x	24	4,5
1/4	x	20	5,2
5/16	x	18	6,6
5/16	x	18	6,6
3/8	x	16	8
7/16	x	14	9,4
1/2	x	13	10,8
9/16	x	12	12,2
5/8	x	11	13,5
3/4	x	10	16,5
7/8	x	9	19,5
1"	x	8	22,25
1.1/8	x	7	25
1.1/4	x	7	28,25
1.3/8	x	6	30,75
1.1/2	x	6	34
1.3/4	x	5	39,5
2"-	x	5	45
2.1/4	x	4,5	51,5
2.1/2	x	4	57,25
2"	x	4,5	45
2.1/4	x	4,5	51,5
2.1/2	x	4	57,25
2.3/4	x	4	63,5
3"	x	4	70
3.1/4	x	4	76,2
3.1/2	x	4	82,6

UNF

UNF		P	Ø
UNF	x	Pitch	mm
No. 0	x	80	1,3
No. 1	x	72	1,6
No. 2	x	64	1,9
No. 3	x	56	2,1
No. 4	x	48	2,4
No. 5	x	44	2,7
No. 6	x	40	3
No. 8	x	36	3,5
No. 10	x	32	4,1
No. 12	x	28	4,7
1/4	x	28	5,5
5/16	x	24	6,9
3/8	x	24	8,5
7/16	x	20	9,9
1/2	x	20	11,5
9/16	x	18	12,9
5/8	x	18	14,5
3/4	x	16	17,5
7/8	x	14	20,25
1"	x	12	23,25
1.1/8	x	12	26,5
1.1/4	x	12	29,5
1.3/8	x	12	32,5
1.1/2	x	12	36

BSF

BSF		P	Ø
BSF	x	Pitch	mm
BSF 1/4	x	26	5,2
BSF 5/16	x	22	6,6
BSF 3/8	x	20	8,1
BSF 7/16	x	18	9,5
BSF 1/2	x	16	11
BSF 5/8	x	14	14
BSF 3/4	x	12	16,5
BSF 7/8	x	11	19,5
BSF 1"	x	10	22,5

BA

BA		P	Ø
BA	x	Pitch	mm
BA-0	x	25,38	5,1
BA-1	x	28,25	4,5
BA-2	x	31,35	4
BA-3	x	34,84	3,4
BA-4	x	38,46	3
BA-5	x	43,10	2,65
BA-6	x	47,85	2,3
BA-7	x	52,91	2,05
BA-8	x	59,71	1,80

12-UN

12-UN		P	Ø
12-UN	x	Pitch	mm
UN 1.5/8	x	12	39,2
UN 1.3/4	x	12	42,4
UN 1.7/8	x	12	45,6
UN 2"	x	12	48,75
UN 2.1/8	x	12	51,9
UN 2.1/4	x	12	55,1
UN 2.1/2	x	12	61,5
UN 2.3/4	x	12	67,8
UN 3"	x	12	74,2
UN 3.1/4	x	12	80,5
UN 3.1/2	x	12	86,9
UN 3.3/4	x	12	93,2
UN 4"	x	12	99,6



Diamètre de l'avant trou pour taraudage.

Recommended tapping drill size.

Empfohlene kernlochmasse zum gewindeschneiden.

Diametro del preforo per maschiatura.

Diámetro recomendado de las brocas para hacer hilo.

Diâmetro de pré-fabricação recommendada para fazer rosca.

8-UN

8-UN		P	Ø
8-UN	x	Pitch	mm
UN 1.1/16	x	8	23,9
UN 1.1/8	x	8	25,5
UN 1.3/16	x	8	27,1
UN 1.1/4	x	8	28,75
UN 1.5/16	x	8	30,3
UN 1.3/8	x	8	31,75
UN 1.1/2	x	8	35
UN 1.5/8	x	8	38
UN 1.3/4	x	8	41,5
UN 1.7/8	x	8	44,5
UN 2"	x	8	47,75
UN 2.1/8	x	8	50,9
UN 2.1/4	x	8	54
UN 2.1/2	x	8	60,4
UN 2.3/4	x	8	66,7
UN 3"	x	8	73,1
UN 3.1/4	x	8	79,4
UN 3.1/2	x	8	85,8
UN 3.3/4	x	8	92,1
UN 4"	x	8	98,5

UN

UN		P	Ø
UN	x	Pitch	mm
UN 5/16	x	28	7
UN 3/8	x	20	8,3
UN 3/8	x	28	8,6
UN 7/16	x	32	10,3
UN 1/2	x	32	11,9
UN 9/16	x	20	10,9
UN 9/16	x	28	11,3
UN 9/16	x	32	11,4
UN 5/8	x	20	14,6
UN 5/8	x	28	15
UN 11/16	x	20	16,2
UN 11/16	x	16	15,9
UN 1"	x	32	24,6

UNEF

UNEF		P	Ø
UNEF	x	Pitch	mm
No. 12	x	32	4,75
1/4	x	32	5,6
5/16	x	32	7,2
3/8	x	32	8,8
7/16	x	28	10,25
1/2	x	28	11,8
9/16	x	24	13,3
5/8	x	24	14,9
11/16	x	24	16,5
3/4	x	20	17,75
13/16	x	20	19,5
7/8	x	20	21
15/16	x	20	22,5
1"	x	20	24,25
1.1/16	x	18	25,7
1.1/8	x	18	27,25
1.3/16	x	18	28,75
1.1/4	x	18	30,5
1.5/16	x	18	32
1.3/8	x	18	33,5
1.7/16	x	18	35,2
1.1/2	x	18	36,8
1.9/16	x	18	38,4
1.5/8	x	18	40
1.11/16	x	18	41,5
1.3/4	x	18	43
2"	x	18	49,4

FG

FG		P	Ø
DIN 374	x	Pitch	mm
FG 2	x	56	1,7
FG 2,3	x	56	1,9
FG 2,6	x	56	2,2
FG 6,35	x	26	5,5
FG 7,9	x	26	7
FG 9,5	x	26	8,6
FG 14,3	x	20	13,1
FG 14,3	x	20-LH	13,1
FG 25,4	x	24	24,5

UNC

UNC		P	Ø
UNC	x	Pitch	mm
UNS 1/4	x	24	5,4
UNS 1/4	x	36	5,7
UNS 1/4	x	40	5,75
UNS 3/8	x	27	8,35
UNS 7/16	x	24	10,1
UNS 1/2	x	24	11,75
UNS 5/8	x	27	14,7
UNS 3/4	x	24	18
UNS 7/8	x	18	21
UNS 1"	x	14	23,75

PG

PG		P	Ø
PG	x	Pitch	mm
PG 7	x	20	11,4
PG 9	x	18	14
PG 11	x	18	17,25
PG 13,5	x	18	19
PG 16	x	18	21,25
PG 21	x	16	26,75
PG 29	x	16	35,5
PG 36	x	16	45,5
PG 42	x	16	52,5
PG 48	x	16	58

W

W		P	Ø
DIN 477	x	Pitch	mm
W 19,8	x		15,1
W 28,8	x		23,5
W 31,3	x		26,0

UNF

UNF		P	Ø
UNF	x	Pitch	mm
No. 0	x	80	1,3
No. 1	x	72	1,6
No. 2	x	64	1,9
No. 3	x	56	2,1
No. 4	x	48	2,4
No. 5	x	44	2,7
No. 6	x	40	3
No. 8	x	36	3,5
No. 10	x	32	4,1
No. 12	x	28	4,7
1/4	x	28	5,5
5/16	x	24	6,9
3/8	x	24	8,5
7/16	x	20	9,9
1/2	x	20	11,5
9/16	x	18	12,9
5/8	x	18	14,5
3/4	x	16	17,5
7/8	x	14	20,25
1"	x	12	23,25
1.1/8	x	12	26,5
1.1/4	x	12	29,5
1.3/8	x	12	32,5
1.1/2	x	12	36

NPT

NPT		P	Ø
NPT	x	Pitch	mm
1/16	x	27	6,3
1/8	x	27	8,5
1/4	x	18	11,2
3/8	x	18	14,5
1/2	x	14	18
3/4	x	14	23
1"	x	11,5	29
1.1/4	x	11,5	38
1.1/2	x	11,5	44
2"	x	11,5	56
2.1/2	x	8	67
3	x	8	83

Web : http://www.sermaoutillage.eu - **Email** : serma@sermaoutillage.eu - **Tél.** : 00 33 (0)3 27.30.12.31 - **Fax** : 00 33 (0)3 27.30.17.13



SERMA Fournitures Industrielles

Diamètre de l'avant trou pour taraudage.	Recommended tapping drill size.	Empfohlene kernlochmasse zum gewindeschneiden.
Diametro del preforo per maschiatura.	Diámetro recomendado de las brocas para hacer hilo.	Diâmetro de pré-fabricação recommendada para fazer rosca.

BSC

BSC		P	Ø
BSC	**x**	**Pitch**	**mm**
BSC 1/4	x	26	5,5
BSC 5/16	x	26	7
BSC 3/8	x	26	8,6
BSC 9/16	x	20	13,1
BSC 9/16	x	20 LH	13,1
BSC 1"	x	24	24,5

Vg

Vg		P	Ø
Vg	**x**	**Pitch**	**mm**
Vg 5	x	36	4,7
Vg 5,2	x	24	4,3
Vg 6	x	32	5,4
Vg 8	x	32	6,9
Vg 10	x	28	9,4
Vg 12	x	26	11,2

Rd

Rd		P	Ø
Rd	**x**	**Pitch**	**mm**
Rd 8	x	1/10	6
Rd 9	x	1/10	7
Rd 10	x	1/10	8
Rd 11	x	1/10	9
Rd 12	x	1/10	10
Rd 14	x	1/8	11,5
Rd 16	x	1/8	13,5
Rd 18	x	1/8	15,5
Rd 20	x	1/8	17,5
Rd 22	x	1/8	19,5
Rd 24	x	1/8	21,5
Rd 26	x	1/8	23,5
Rd 28	x	1/8	25,5
Rd 30	x	1/8	27,5
Rd 32	x	1/8	29,5
Rd 34	x	1/8	31,5
Rd 36	x	1/8	33,5
Rd 38	x	1/8	35,5
Rd 40	x	1/6	36,6
Rd 42	x	1/6	38,6
Rd 44	x	1/6	40,6

Tr

Tr		P	Ø
Tr	**x**	**Pitch**	**mm**
Tr 10	x	2	8,2
Tr 10	x	3	7,5
Tr 12	x	3	9,25
Tr 14	x	3	11,25
Tr 14	x	4	10,5
Tr 16	x	4	12,25
Tr 18	x	4	14,25
Tr 20	x	4	16,25
Tr 22	x	4	18,25
Tr 22	x	5	17,25
Tr 24	x	5	19,25
Tr 26	x	5	21,25
Tr 28	x	5	23,25
Tr 30	x	6	24,25
Tr 32	x	6	26,25
Tr 36	x	6	30,25



Diamètre des axes avant le filetage.

Recommended outside diameter before threading.

Empfolene bolzendurchmesser zum gewindeschneiden.

Diametri dei perni da fillettare raccomandati.

Diámetro del eje antes de roscar recomendado.

Diâmetro de barra para roscar reccommendada.

M

M		P	Ø
M	x	mm	mm
M 1	x	0,25	0,97
M 1,1	x	0,25	1,07
M 1,2	x	0,25	1,17
M 1,4	x	0,3	1,36
M 1,6	x	0,35	1,54
M 1,7	x	0,35	1,64
M 1,8	x	0,35	1,74
M 2	x	0,4	1,93
M 2,2	x	0,45	2,13
M 2,3	x	0,4	2,23
M 2,5	x	0,45	2,43
M 2,6	x	0,45	2,53
M 3	x	0,5	2,92
M 3	x	0,6	2,91
M 3,5	x	0,6	3,41
M 3,5	x	0,75	3,41
M 4	x	0,7	3,91
M 4	x	0,75	3,91
M 4,5	x	0,75	4,41
M 5	x	0,8	4,90
M 5	x	0,9	4,89

M

M		P	Ø
M	x	mm	mm
M 6	x	1	5,88
M 7	x	1	6,88
M 8	x	1,25	7,87
M 9	x	1,25	8,87
M 10	x	1,5	9,85
M 11	x	1,5	10,85
M 12	x	1,75	11,83
M 14	x	2	13,82
M 16	x	2	15,82
M 18	x	2,5	17,79
M 20	x	2,5	19,79
M 22	x	2,5	21,79
M 24	x	3	23,77
M 27	x	3	26,77
M 30	x	3,5	29,73
M 33	x	3,5	32,73
M 36	x	4	35,70
M 39	x	4	38,70
M 42	x	4,5	41,69
M 45	x	4,5	44,69
M 48	x	5	47,66
M 52	x	5	51,66

Web : http://www.sermaoutillage.eu - **Email** : serma@sermaoutillage.eu - **Tél.** : 00 33 (0)3 27.30.12.31 - **Fax** : 00 33 (0)3 27.30.17.13

Diamètre des axes avant le filetage.

Recommended outside diameter before threading.

Empfolene bolzendurchmesser zum gewindeschneiden.

Diametri dei perni da fillettare raccomandati.

Diámetro del eje antes de roscarrecomendado.

Diâmetro de barra para roscar reccommendada.

MF

MF		P	Ø
MF	x	mm	mm
M 3	x	0,35	2,94
M 3,5	x	0,35	3,44
M 4	x	0,35	3,94
M 4	x	0,5	3,93
M 5	x	0,5	4,93
M 6	x	0,5	5,93
M 6	x	0,75	5,90
M 7	x	0,75	6,90
M 8	x	0,5	7,93
M 8	x	0,75	7,90
M 8	x	1	7,83
M 9	x	1	8,88
M 10	x	0,5	9,93
M 10	x	0,75	9,90
M 10	x	1	9,88
M 10	x	1,25	9,86
M 11	x	1	10,88
M 12	x	0,75	11,90
M 12	x	1	11,88
M 12	x	1,25	11,86
M 12	x	1,5	11,85
M 13	x	1	12,88
M 13	x	1,5	12,85
M 13	x	1,75	12,83
M 14	x	1	13,88
M 14	x	1,25	13,86
M 14	x	1,5	13,85
M 15	x	1	14,88
M 15	x	1,5	14,85

MF

MF		P	Ø
MF	x	mm	mm
M 15	x	2	14,82
M 16	x	1	15,88
M 16	x	1,5	15,85
M 18	x	1	17,88
M 18	x	1,5	17,85
M 18	x	2	17,82
M 20	x	1	19,88
M 20	x	1,5	19,85
M 20	x	2	19,82
M 22	x	1	21,88
M 22	x	1,5	21,85
M 22	x	2	21,82
M 24	x	1	23,88
M 24	x	1,5	23,85
M 24	x	2	23,82
M 25	x	1	24,88
M 25	x	1,5	24,85
M 26	x	1	25,88
M 26	x	1,5	25,85
M 27	x	1	26,88
M 27	x	1,5	26,85
M 27	x	2	26,82
M 28	x	1,5	27,85
M 28	x	2	27,82
M 30	x	1	29,88
M 30	x	1,5	29,85
M 30	x	2	29,82
M 32	x	1,5	31,85
M 33	x	1,5	32,85

MF

MF		P	Ø
MF	x	mm	mm
M 33	x	2 3	2,82
M 34	x	1,5	33,85
M 35	x	1,5	34,85
M 36	x	1,5	35,85
M 36	x	2	35,82
M 36	x	3	35,76
M 38	x	1,5	37,85
M 39	x	1,5	38,85
M 39	x	2	38,82
M 39	x	3	38,76
M 40	x	1,5	39,85
M 40	x	2	39,82
M 40	x	3	39,76
M 42	x	1,5	41,85
M 42	x	2	41,82
M 42	x	3	41,76
M 45	x	1,5	44,85
M 45	x	2	44,82
M 45	x	3	44,76
M 48	x	1,5	47,85
M 48	x	2	47,82
M 48	x	3	47,46
M 50	x	1,5	49,85
M 50	x	2	49,82
M 50	x	3	49,76
M 52	x	1,5	51,85
M 52	x	2	51,82
M 52	x	3	51,76

Suite page 20





BSW

BSW		P	Ø
BSW	x	Pitch	mm
BSW 1/4	x	20	6,16
BSW 5/16	x	18	7,76
BSW 3/8	x	16	9,30
BSW 7/16	x	14	10,89
BSW 1/2	x	12	12,43
BSW 9/16	x	12	13,92
BSW 5/8	x	11	15,62
BSW 3/4	x	10	18.76
BSW 7/8	x	9	21,89
BSW 1	x	8	25,08
BSW 1.1/8	x	7	28,30
BSW 1.1/4	x	7	31,55
BSW 1.1/2	x	6	37,85
BSW 1.3/4	x	5	44,40
BSW 2	x	4,5	50,60
BSW 2.1/4	x	4	56,90
BSW 2.1/2	x	4	63,20
BSW 2.3/4	x	3,5	69.60

BSF

BSF		P	Ø
BSF	x	Pitch	mm
BSF3/16	x	32	4,67
BSF 1/4	x	26	6,25
BSF 5/16	x	22	7,82
BSF 3/8	x	20	9,39
BSF 7/16	x	18	10,97
BSF 1/2	x	16	12,54
BSF 9/16	x	16	14,12
BSF 5/8	x	14	15,71
BSF 3/4	x	12	18,85
BSF 7/8	x	11	22,02
BSF 1"	x	10	25,17

UNC

UNC		P	Ø
UNC	x	Pitch	mm
No. 1	x	64	1,79
No. 2	x	56	2,12
No. 3	x	48	2,44
No. 4	x	40	2,76
No. 5	x	40	3,09
No. 6	x	32	3,41
No. 8	x	32	4,07
No. 10	x	24	4,71
No. 12	x	24	5,37
1/4	x	20	6,22
5/16	x	18	7,80
3/8	x	16	9,37
7/16	x	14	10,95
1/2	x	13	12,52
9/16	x	12	14,10
5/8	x	11	15,68
3/4	x	10	18,84
7/8	x	9	22
1"	x	8	25,16
1.1/8	x	7	28,31
1.1/4	x	7	31,49
1.3/8	x	6	34,63
1.1/2	x	6	37,81
1.3/4	x	5	44,12
2"	x	4,5	50,45
2.1/4	x	4,5	56,80
2.1/2	x	4	63,10
2.3/4	x	4	69,45
3"	x	4	75,80

UNF

UNF		P	Ø
UNF	x	Pitch	mm
No. 0	x	80	1,47
No. 1	x	72	1,79
No. 2	x	64	2,12
No. 3	x	56	2,44
No. 4	x	48	2,77
No. 5	x	44	3,10
No. 6	x	40	3,42
No. 8	x	36	4,08
No. 10	x	32	4,73
No. 12	x	28	5,38
1/4	x	28	6,24
5/16	x	24	7,82
3/8	x	24	9,41
7/16	x	20	10,98
1/2	x	20	12,56
9/16	x	18	14,14
5/8	x	18	15,73
3/4	x	16	18,89
7/8	x	14	22,05
1"	x	12	25,21
1.1/8	x	12	28,38
1.1/4	x	12	31,56
1.3/8	x	12	34,73
1.1/2	x	12	37,91

BSP

BSP		P	Ø
G	x	Pitch	mm
G 1/8	x	28	9,62
G 1/4	x	19	3,03
G 3/8	x	19	16,53
G 1/2	x	14	20,81
G 5/8	x	14	22,77
G 3/4	x	14	26,30
G 7/8	x	14	30,06
G 1	x	11	33,07
G 1.1/8	x	11	37,71
G 1.1/4	x	11	41,73
G 1.3/8	x	11	44,14
G 1.1/2	x	11	47,62
G 1.3/4	x	11	53,56
G 2	x	11	59,43
G 2.1/4	x	11	65,51
G 2.1/2	x	11	75,00
G 2.3/4	x	11	81,30
G 3	x	11	87,60
G 31/4	x	11	93,70
G 31/2	x	11	100,10

NPT

NPT		P	Ø
NPT	x	Pitch	mm
1/16	x		8,17
1/8	x		10,55
1/4	x		14,10
3/8	x		17,52
1/2	x		21,85
3/4	x		27,16
1"	x		34,16
1.1/4	x		42,74
1.1/2	x		48,87
2"	x		60,95

FG

FG		P	Ø
FG	x	Pitch	mm
FG 2	x	56	2,03
FG 2,3	x	56	2,23
FG 2,6	x	56	2,53
FG 6,35	x	26	6,23
FG 7,9	x	26	7,81
FG 9,5	x	26	9,40
FG 14,3	x	20	14,14
FG 14,3	x	20-LH	14,14
FG 25,4	x	24	25,26

BSC

BSC		P	Ø
BSC	x	Pitch	mm
BSC 1/4	x	26	6,23
BSC 5/16	x	26	7,81
BSC 3/8	x	26	9,40
BSC 9/16	x	20	14,14
BSC 9/16	x	20LH	14,14
BSC 1"	x	24	25,26

Vg

Vg		P	Ø
Vg	x	Pitch	mm
Vg 5	x	36	5,05
Vg 5,2	x	24	5,12
Vg 6	x	32	5,87
Vg 8	x	32	7,57
Vg 10	x	28	10,16
Vg 12	x	26	12,04

PG

PG		P	Ø
PG	x	Pitch	mm
PG 7	x		12,40
PG 9	x		15,10
PG 11	x		18,50
PG 13,5	x		20,30
PG 16	x		22,40
PG 21	x		28,15
PG 29	x		36,85
PG 36	x		46,85
PG 42	x		53,85
PG 48	x		59,15

Web : http://www.sermaoutillage.eu - **Email** : serma@sermaoutillage.eu - **Tél.** : 00 33 (0)3 27.30.12.31 - **Fax** : 00 33 (0)3 27.30.17.13

Tableau de conversion vitesse de coupe m/min. en T/min.

Conversion table cutting speed m/min. to Rep/min.

Umrechnung der Schnittgeschwindigkeit von m/min. in U/min.

Tabella di conversione della velocità di taglio m/min. in giri/min.

Conversion de la velocidad de corte m/min. en rotación/min.

Convertendo a velocidade de corte m/min. Em rotación/min.

Vc m / min		4	6	8	9	10	12	15	18	21	25	27	30	36
Ø mm	Ø Inch	T / min.		R / min.		U / min.		U / min.		R / min.			Rp / min.	
1,6	1/16	800	1194	1592	1791	1988	2386	2983	3579	4176	4971	5369	5965	7158
1,8		708	1065	1415	1598	1768	2121	2652	3182	3712	4419	4743	5303	6364
2		637	955	1274	1433	1591	1909	2386	2863	3341	3977	4295	4773	5727
2,2	3/32	579	869	1158	1303	1446	1736	2169	2603	3037	3616	3905	4339	5207
2,5		510	764	1019	1147	1274	1527	1909	2291	2673	3182	3436	3818	4582
3	1/8	425	637	849	955	1061	1273	1591	1909	2227	2651	2864	3182	3818
3,5		364	546	728	819	909	1091	1364	1636	1909	2273	2455	2727	3273
4	5/32	318	478	637	718	796	955	1193	1432	1671	1989	2148	2387	2864
4,5		283	425	566	637	707	849	1061	1273	1485	1768	1909	2122	2546
5	3/16	255	382	510	573	637	764	955	1146	1337	1591	1719	1909	2292
6	1/4	212	319	425	477	530	636	795	954	1113	1326	1432	1592	1909
7	9/32	182	273	364	409	455	546	682	818	955	1136	1227	1364	1636
8	5/16	159	239	319	358	398	477	597	716	835	994	1074	1193	1432
9		142	212	283	318	354	425	531	637	742	885	955	1061	1293
10	3/8	127	191	255	286	318	382	477	573	668	795	859	955	1146
11		116	174	232	260	289	347	434	521	608	723	781	868	1041
12	1/2	106	159	212	238	265	318	398	477	557	663	716	796	955
13		98	147	196	220	245	294	367	441	514	612	661	734	881
14	9/16	91	136	182	205	277	273	341	409	477	568	614	682	818
16	5/8	80	119	159	179	199	239	298	358	418	497	537	597	716
18		71	106	141	159	177	212	265	318	371	442	477	530	636
20	3/4	64	96	127	143	159	191	239	286	334	398	430	477	573
22	7/8	58	87	116	130	145	174	217	260	304	362	391	434	521
24	1	53	80	106	119	133	159	199	239	275	331	353	398	477
27		47	71	94	106	118	141	177	212	245	295	318	354	424
30	1-1/8	43	64	85	95	106	127	159	191	223	265	286	318	382
33	1-1/4	39	58	77	87	96	116	145	174	203	241	260	289	347
36		35	53	71	80	88	106	133	159	186	221	239	265	318
39	1-1/2	33	49	65	73	82	98	122	147	171	204	220	245	294
42		30	46	61	68	76	91	114	136	159	189	205	227	273
45	1-3/4	28	42	57	64	71	85	106	127	149	177	191	212	255
48		27	40	53	60	66	80	99	119	139	166	179	199	239
52		24	37	49	55	61	73	92	110	129	153	165	184	220
56	2	23 3	4	46	51	57	68	85	102	119	142	153	170	205

HRC
HB30
N / mm²



HB 30
HRA
HRB
HRF

Tableau de conversion dureté.
Conversion table hardness.
Vergleichstabelle härtewerte.
Tabella di conversione durezza.
Tabla de conversion durezas.
Tabela de conversaçao dureza.

N/mm²	HRC	Rockwell HRA	HRB	HRF	Vickers HV ≥98N	Brinell HB 30
255	-	-	-	-	80	76
285	-	-	48	83	90	86
320	-	-	56	87	100	95
350	-	-	62	91	110	105
385	-	-	67	94	120	114
415	-	-	71	96	130	124
450	-	-	75	99	140	133
480	-	-	79	101	150	143
510	-	-	82	104	160	152
545	-	-	85	106	170	162
575	-	-	87	107	180	171
610	-	-	90	109	190	181
640	-	-	92	110	200	190
675	-	-	94	111	210	199
705	-	-	95	112	220	209
740	-	-	97	113	230	219
770	20	61	98	114	240	228
800	22	62	100	115	250	238
835	24	62	101	-	260	247
865	26	63	102	-	270	257
900	27	64	104	-	280	266
930	29	65	105	-	290	276
965	30	65	-	-	300	285
1030	32	66	-	-	320	304
1095	34	68	-	-	340	323
1155	37	69	-	-	360	342
1220	39	70	-	-	380	361
1290	41	71	-	-	400	380
1350	43	72	-	-	420	399
1420	45	73	-	-	440	418
1485	46	74	-	-	460	437
1555	48	75	-	-	480	456
1595	48	75	-	-	490	466
1665	50	76	-	-	510	485
1740	51	76	-	-	530	504
1810	52	77	-	-	550	523
1880	54	78	-	-	570	542
1955	55	78	-	-	590	561
2030	56	79	-	-	610	580
2105	57	80	-	-	630	599
2180	58	80	-	-	650	618
-	59	81	-	-	670	636
-	60	81	-	-	690	-
-	61	82	-	-	720	-
-	63	83	-	-	760	-
-	64	83	-	-	800	-
-	65	84	-	-	840	-
-	66	85	-	-	880	-

Web : http://www.sermaoutillage.eu - **Email** : serma@sermaoutillage.eu - **Tél.** : 00 33 (0)3 27.30.12.31 - **Fax** : 00 33 (0)3 27.30.17.13

Porte taraud avec cliquet
Tap holder with ratchet
Werkzeughalter mit knarre
Giramaschi con dente d'arresto
Gira macho con trinquete
Gira machos con trinquete

P24



Tourne à gauche, zamac / acier
Adjustable tap wrenches, zinc die cast / steel
Verstellbare Windeisen, zamac / stahl
Giramaschi regolabili, zamac / acciaio
Gira macho ajustable, zamac / acero
Gira machos zamak / aço

P25



Porte-filières zamac / acier
Die stocks, zinc die cast / steel
Schneideisenhalter, zamac / stahl
Portafiliere, zamac / acciaio
Volvedores, zamac / acero
Desanador des cossinetes zamak / aço

P26
P27



Rallonges pour tarauds.
Tap extension.
Gewindebohrer-Verlängerungen.
Prolunghe per maschi.
Prolongador para Torneiras.
Alongadores de Torneiras.

P28

1

2

TARIF page 2

10

20

Porte taraud avec cliquet pour pas à droite et à gauche, tout en acier.
Tap holder with ratchet for rigth and left hand turn, all steel quality.
Werkzeughalter mit knarre für Rechts- und Linksgang, Ganzstahlausführung.
Giramaschi con dente d'arresto per uso fisso, destro e sinistro esecuzione acciaio.
Giramacho con trinquete para giro a desecha y izquierda, ejecucion completamente de acero.
Giramachos con trinquete marcha direita e esquerda, execução de aço.

Réf. : PTX _ _

Numéro Number	Pour tarauds For Taps M	Inch	Carré Square mm	Longueur Length mm	Poids Weight Kg
1	M 3-10	1/8-3/8	2,4 – 5,5	85	0,165
2	M 5-12	7/32-1/2	4,5 – 8,0	100	0,310
10	M 3-10	1/8-3/8	2,4 – 5,5	250	0,250
20	M 5-12	7/32-1/2	4,5 - 8,0	300	0,440

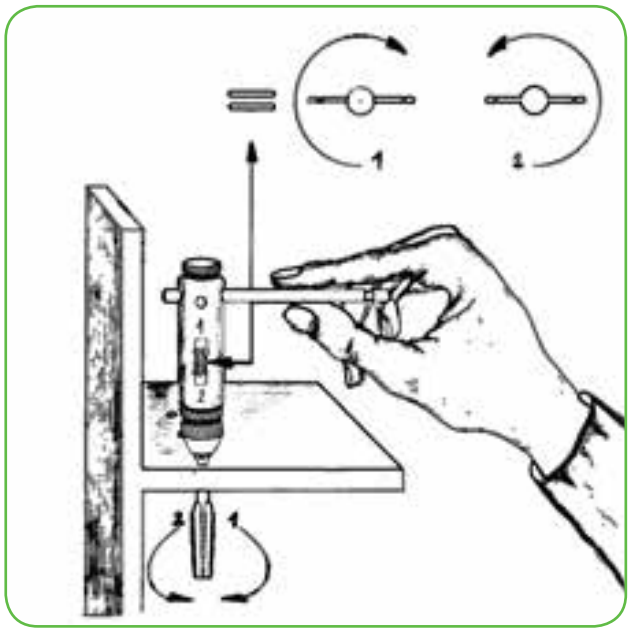

Comment commander.
How to order.
Wie bestellen.
Come ordinare
Como ordenar
Como encomendar

Ex : commande
Porte taraud avec cliquet
n° 2 Acier
Réf. : PTX2

Web : http://www.sermaoutillage.eu - **Email** : serma@sermaoutillage.eu - **Tél.** : 00 33 (0)3 27.30.12.31 - **Fax** : 00 33 (0)3 27.30.17.13

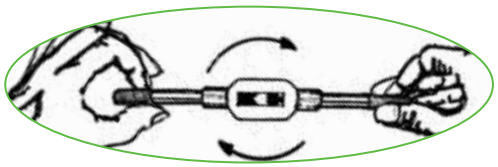

Zamac

DIN 1814

Zinc die cast

TARIF page 2

Acier

DIN 1814

Steel

- Tourne à gauche, zamac / acier.
- Adjustable tap wrenches, zinc die cast / steel.
- Verstellbare Windeisen, en zamac / stahl.
- Giramaschi regolabili, lega leggera / acciaio.
- Gira macho ajustable, zamac / acero.
- Gira machos zamak / aço.

Réf. : TGX - -

Ex : commande Tourne à gauche n°2 (M4 - M12) en Zamac

Réf. : TGX2

Numéro Number	Pour tarauds For Taps M	BSW	Inch	BSP	Carré Square mm	Longueur Length mm	Poids Weight Kg
0	M 1 – 8	1/16 – 1/4			2,0 – 5,0	130	0,050
1	M 1 – 10	1/16 – 3/8		G 1/8	2,0 – 6,3	176	0,095
1,1/2	M 1 – 12	1/16 – 1/2		G 1/8	2,1 – 8,0	176	0,120
2	**M 4 – 12**	**5/32 – 1/2**		**G 1/8**	**3,0 – 9,0**	**280**	**0,285**
3	M 5 – 20	7/32 – 3/4		G 1/8 – 1/2	4,9 – 12	380	0,660
4	M 11 – 27	7/16 –1		G 1/4 – 3/4	5,5 – 16	505	1,500
5 L	M 13 – 32	1/2 – 1.1/4		G 1/4 – 1"	7 – 20	700	1,800
6	M18 – 42	3/4 – 1.1/4		G1/2 – 1.1/4		1000	
7	M27 – 52	1.1/8 – 2		G3/4 – 1.3/4		1250	
8	M27 – 64	1.1/8 – 3		G3/4 – 3		1250	

Réf. : TGA - -

Ex : commande Tourne à gauche n°2 (M4 - M12) en Acier

Réf. : TGA2

Numéro Number	Pour tarauds For Taps M	BSW	Inch	BSP	Carré Square mm	Longueur Length mm	Poids Weight Kg
0	M 1 – 8	1/16 – 1/4			2,0 – 5,0	130	0,050
1	M 1 – 10	1/16 – 3/8		G 1/8	2,0 – 6,3	176	0,095
1,1/2	M 1 – 12	1/16 – 1/2		G 1/8	2,1 – 8,0	176	0,120
2	**M 4 – 12**	**5/32 – 1/2**		**G 1/8**	**3,0 – 9,0**	**280**	**0,285**
3	M 5 – 20	7/32 – 3/4		G 1/8 – 1/2	4,9 – 12	380	0,660
4	M 11 – 27	7/16 –1		G 1/4 – 3/4	5,5 – 16	505	1,500
5 L	M 13 – 32	1/2 – 1.1/4		G 1/4 – 1"	7 – 20	700	1,800
6	M18 – 42	3/4 – 1.1/4		G1/2 – 1.1/4		1000	
7	M27 – 52	1.1/8 – 2		G3/4 – 1.3/4		1250	
8	M27 – 64	1.1/8 – 3		G3/4 – 3		1250	

SERMA Fournitures Industrielles

Zamac

Zinc die cast

TARIF page 2

- Porte-filières zamac.
- Die stocks, zinc die cast.
- Schneideisenhalter, zamac.
- Portafiliere, zamac.
- Volvedores, zamac.
- Desanador des cossinetes zamak.

Réf. : PFX - -

N°	pouce Ø Inch	Pour Filiéres For Die Stocks mm	Pour Filiéres For Die Stocks Inch	Longueur Length mm	Poids Weight Kg
0	13/16"	20.6 x 6.35	13/16 x 1/4	200	0,060
1	1"	25.4 x 9.5	1" x 3/8	224	0,100
1A	1.5/16"	33.4 x 11.1	1.5/16 x 7/16	270	0.180
2	**1.1/2"**	**38.1 x 12.7**	**1.1/2 x 1/2**	**315**	**0,320**
3	2"	50.8 x 15.9	2" x 5/8	560	0,900
3A	2.1/4"	57.1 x 17.5	2.1/4 x 11/16	560	0,900
4	2.1/2"	63.5 x 19.0	2.1/2 x 3/4	630	1,400
5	3"	76.2 x 22.2	3" x 7/8	900	2,200
6	3.1/2"	88.9 x 25.4	3.1/2" x 1"	900	3,300
7	4"	101.6 x 25.4	4" x 1"	1000	3,600

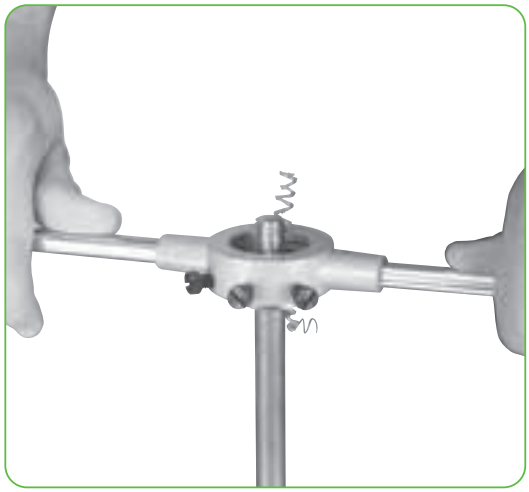

- Comment commander.
- How to order.
- Wie bestellen.
- Come ordinare
- Como ordenar
- Como encomendar

Ex : commande

Porte filières 38.1 x 12.7

n° 2 Zamac

Réf. : PFX2

Web : http://www.sermaoutillage.eu - **Email** : serma@sermaoutillage.eu - **Tél.** : 00 33 (0)3 27.30.12.31 - **Fax** : 00 33 (0)3 27.30.17.13

Zamac

DIN 225
DIN EN 22568

Zinc die cast

TARIF page 2

Acier

DIN 225
DIN EN 22568

Steel

Tourne à gauche, zamac / acier.
Adjustable tap wrenches, zinc die cast / steel.
Verstellbare Windeisen, en zamac / stahl.

Giramaschi regolabili, lega leggera / acciaio.
Giramacho ajustable, zamac/ acero.
Giramachos zamak / aço.

Réf. : PFX - -

Ex : commande Porte-filières 25x9 en Zamac

Réf. : PFX25X9

Ø x ep. mm	Pour Filiéres For Die Stocks		Longueur Length mm	Poids Weight Kg
	M	Inch		
16 x 5	M 1-2.6	BSW 1/16-3/32	160	0,050
20 x 5	M 3-4	BSW 1/8-5/32	200	0,065
20 x 7	M 4.5-6	BSW 3/16-1/4	200	0,065
25 x 9	**M 7-9**	**BSW 5/16**	**224**	**0,105**
30 x 11	M 10-11	BSW 3/8-7/16	280	0,190
38 x 10	MF 12-15	G 1/4	315	0,340
38 x 14	M 12-14	BSW 1/2-9/16	315	0,340
45 x 14	MF 16-20	G 3/8-1/2	450	0,650
45 x 18	M 16-20	BSW 5/8-13/16	450	0,650
55 x 16	MF 22-26	G 5/8-3/4	560	0,900
55 x 22	M 22-24	BSW 7/8-1"	560	0,900
65 x 18	MF 27-36	G 7/8-1"	630	1,400
65 x 25	M 27-36	BSW 1.1/8-1.3/8	630	1,400

Réf. : PFXA - -

Ex : commande Porte-filières 75x20 en Acier

Réf. : PFXA75X20

Ø x ep. mm	Pour Filiéres For Die Stocks		Longueur Length mm	Poids Weight Kg
	M	Inch		
45 x 18	M 16-20	BSW 5/8-13/16	450	0,650
55 x 22	M 22-24	BSW 7/8-1"	560	0,900
65 x 25	M 27-36	BSW 1.1/8-1.3/8	630	1,400
75 x 20	**MF 38-42**	**G 1.1/8-1.1/4**	**800**	**2,250**
75 x 30	M 38-42	BSW 1.1/2-1.5/8	800	2,100
90 x 22	MF 45-52	G 1.3/8-1.5/8	900	3,200
90 x 36	M 45-52	BSW 1.3/4-2"	900	3,000
105 x 22	MF 54-63	G 1.3/4-2"	975	3,500
105 x 36	M 54-63	BSW 2.1/4"-2.1/2"	975	3,500
120 x 22	MF 64-71	G 2.1/4-2.3/4	956	3,170
120 x 36	M 64-71	BSW 2.3/4"	956	3,910
130 x 25		G 3"	966	3,505
130 x 36			966	4,025
140 x 22			976	3,620
150 x 25		G 3.1/2"	986	3,950
160 x 25		G 4"	996	4,115



TARIF page 2

Rallonges pour tarauds.
Tap extension.
Gewindebohrer-Verlängerungen.

Prolunghe per maschi.
Prolongador para macho.
Alongadores de machos.

Réf. : RT - -

Réf.	Carré Square mm	Longueur Length mm	Pour DIN 352 For DIN 352
0210	2.1	60	M 1-2.6
0240	2.4	70	
0270	2.7	80	M 3
0300	3	90	M 3.5
0340	3.4	95	M 4
0380	3.8	100	
0430	4.3	105	
0490	4.9	110	M 4.5-8
0550	5.5	115	M 9-10
0620	6.2	120	M 11
0700	7	125	M 12
0800	**8**	**125**	
0900	9	130	M 14-16
1000	10	140	
1100	11	150	M 18
1200	12	155	M 20
1300	13	165	
1450	14.5	175	M 22-24
1600	16	180	M 27
1800	18	200	M 30
2000	20	220	M 33
2200	22	220	M 36
2400	24	235	M 39-42
2600	26	250	
2900	29	265	M 45-48
3200	32	285	M 52

Comment commander.
How to order.
Wie bestellen.

Come ordinare
Como ordenar
Como encomendar

Ex : commande
Rallonge taraud
⌀ 8mm / Lg 125mm
Réf : RT0800

Web : http://www.sermaoutillage.eu - **Email** : serma@sermaoutillage.eu - **Tél.** : 00 33 (0)3 27.30.12.31 - **Fax** : 00 33 (0)3 27.30.17.13

Index C

SERMA Fournitures Industrielles

Tarauds main	Hand taps	Handgewindebohrer
Maschi a mano	Macho mano	Machos manuals

	HSS	HSS-E	HSS (L)	
Filetage métrique Metric thread Metrisches gewinde Filettatura metrica Métrica rosca Rosca métrica	P32 P33 P34	P48 P49	P52	M
Filetage métrique fin Metric fine thread Metrisches Feingewinde Filettatura metrica fina Rosca métrica fina Rosca métrica fina	P35 P36 P37 P38	P50	P53	MF
Filetage Whitworth BS 84 Whitworth-thread BS 84 Whitworth-Gewinde BS 84 Filettatura Whitworth BS 84 Rosca Whitworth BS 84 Rosca Whitworth BS 84	P39		P54	BSW
Filetage BSF, BS 84 Fine-thread BS 84 Feingewinde BS 84 Filettatura Whitworth fine BS 84 Rosca Británica Standard Fina BS 84 Rosca Whitworth fina BS 84	P40			BSF
Cône corrigé BA, BS 93, ISO 529 Non-serial form BA-thread BS 93 ISO 529 Konische Ausführung BA, BS 93, ISO 529 Imbocco correcto BA, BS 93, ISO 529 Entrada rectificada BA, BS 93, ISO 529 Entrada rectificada BA, BS 93, ISO 529	P41			BA
Cône d'entrée corrigé filetage Unifié pas gros ANSI B 1.1 Unified Coarse thread ANSI B 1.1 Amerikanisches Grobgewinde ANSI B 1.1. Filettatura unificata, serie grossa ANSI B1.1 Rosca gruesa unificada ANSI B 1.1 Rosca unificada grossa ANSI B1.1	P42		P55	UNC
Filetage Unifié pas fin ANSI B 1.1 Unified Fine thread ANSI B 1.1 Amerikanisches Feingewinde ANSI B 1.1 Filettatura unificata, serie fina ANSI B1.1 Rosca fina unificada ANSI B 1.1 Rosca unificada fina ANSI B1.1	P43		P56	UNF
Filetage Unifié pas fin ANSI B 1.1 Unified Extra Fine thread ANSI B 1.1 Amerikanisches Extra-Feingewinde ANSI B 1.1 Filettatura unificata, serie extra-fina ANSI B1.1. Serie extrafina ANSI B1.1 Série extra-fina ANSI B1.1.	P44			UNEF
filetage pas Gaz (BSP) DIN 5157 Pipe-thread G (BSP) DIN 5157 Rohrgewinde G (BSP) DIN 5157 filettatura per tubi gas G (BSP) DIN 5157 rosca gas G (BSP) DIN 5157 rosca para tubo G (BSP) DIN 5157	P45	P51	P57	G(BSP)
Jeu de Tarauds main, étagé filetage électrique (DIN 40 430). Hand Taps armoured tube thread (DIN 40 430). Handgewindebohrer Stahlpanzerrohr-Gewinde (DIN 40 430). Maschi a mano filettatura per tubi corazzati (DIN 40 430). Macho Mano rosca para tubos blindados (DIN 40 430). Machos manuais rosca para tubos de conduçao eléctrica (DIN 40 430).	P46			PG
Jeu de Tarauds main, rectifié étagé filetage trapezoidal DIN 103. Hand Taps trapezoidal thread DIN 103. Handgewindebohrer metrisches ISO-Trapezgewinde DIN 103. Maschi a mano filettatura trapeziodale metrica ISO 103. Macho Mano rosca trapezoidal DIN 103. Machos manuais rosca trapezoidal métrica ISO 103.	P47			Tr

Tarauds main / Hand taps / Handgewindebohrer
Maschi a mano / Macho mano / Machos manuals

Taraud ébaucheur, entrée 6-8 filets.
Rougher, 6-8 threads lead.
Vorschneider, 6-8 gang anschnitt.
Sgrossatore, imbocco a 6-8 spire.
Desbaste, 6-8 hilos de entrada.
Desbaste, 6-8 fios de entrada.

Nr. 1

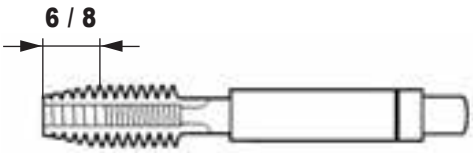

Taraud intermédiaire, entrée 4-5 filets.
Intermediate, 4-5 threads lead.
Mittelschneider, 4-5 gang anschnitt.
Intermedio, imbocco a 4-5 spire.
Intermedio, 4-5 hilos de entrada.
Semi-acabamento, 4-5 fios de entrada.

Nr. 2

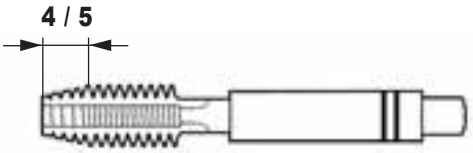

Taraud finisseur, entrée 2-3 filets.
Finisher, 2-3 threads lead.
Fertigschneider, 2-3 gang anschnitt.
Finitore, imbocco a 2-3 spire.
Acabado, 2-3 hilos de entrada.
Acabamento, 2-3 fios de entrada.

Nr. 3

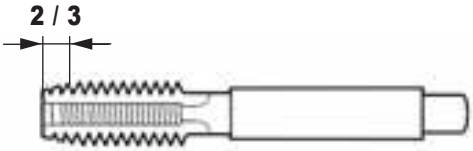

Taraud finisseur, entrée 6-8 filets.
Finisher, 6-8 threads lead.
Fertigschneider, 6-8 gang anschnitt.
Finitore, imbocco a 6-8 spire.
Conico, 6-8 hilos de entrada.
Cónico, 6-8 fios de entrada.

Nr. 1 - Form A

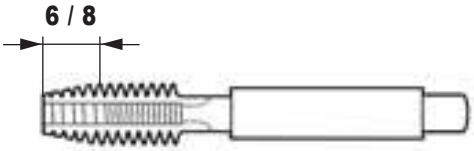

Taraud finisseur, entrée 4-5 filets.
Finisher, 4-5 threads lead.
Fertigschneider, 4-5 gang anschnitt.
Finitore, imbocco a 4-5 spire.
Semiconico, 4-5 hilos de entrada.
Cónico, 4-5 fios de entrada.

Nr. 2 - Form D

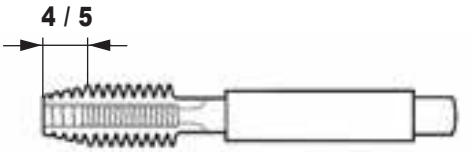

Taraud finisseur, entrée 2-3 filets.
Finisher, 2-3 threads lead.
Fertigschneider, 2-3 gang anschnitt.
Finitore, imbocco a 2-3 spire.
Recto, 2-3 hilos de entrada.
Direito, 2-3 fios de entrada.

Nr. 3 - Form C

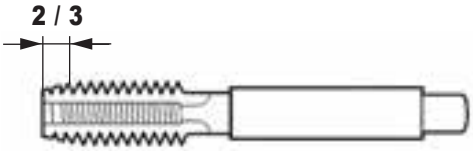

Web : http://www.sermaoutillage.eu - **Email** : serma@sermaoutillage.eu - **Tél.** : 00 33 (0)3 27.30.12.31 - **Fax** : 00 33 (0)3 27.30.17.13

Tarauds main / Hand taps / Handgewindebohrer
Maschi a mano / Macho mano / Machos manuals

Application HSS-G
Utilisation générale
Matériaux faciles à usiner 800 N/mm²
Aciers non alliés ou faiblement alliés

Application HSS-E
Tenue de coupe élevée
Materiaux difficiles à usiner
Aciers supérieurs à 1200 N/mm²

Application HSS-G
General use
Non abrasive material up to 800 N/mm²
Unalloyed and low alloyed steel

Application HSS-E
High cutting ability
Abrasive material
Steels up to 1200 N/mm²

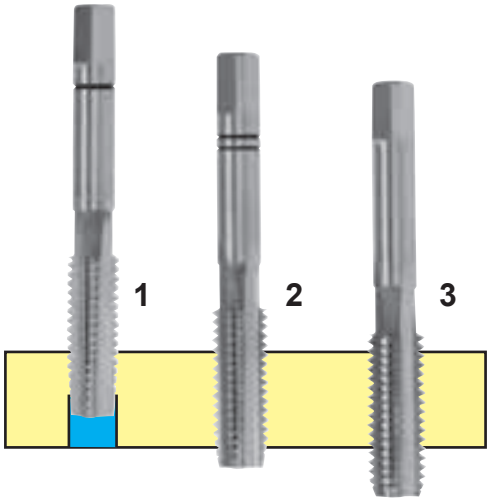

Anwendung HSS-G
Für allgemeinen Einsatz
Gut zerspanbare Werkstoffe bis 800 N/mm²
Unlegierte und niedriglegierte Stähle

Anwendung HSS-E
Hohe Schneidhaltigkeit
Schwer zerspanbare Werkstoffe
Stähle bis 1200 N/mm²
Sowie für allgemeinen Einsatz

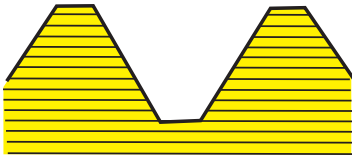

Détail fibres coupées
pièce taraudée

Applicazione HSS-G
Uso generale
Materiali con buona truciodibilità
fino a 800 N/mm²
Acciai non legati e poco legati

Applicazione HSS-E
Elevata resistenza al taglio
Materiali difficili da lavorare
Acciai superiori a 1.200 N/mm²

Aplicación HSS-G
Para uso general
Materiales de buena mecanización
hasta 800 N/mm²
Aceros no aleados y de baja aleación

Aplicación HSS-E
Gran capacidad de corte
Materiales abrasivos
Aceros de dureza encima
a 1.200 N/mm²

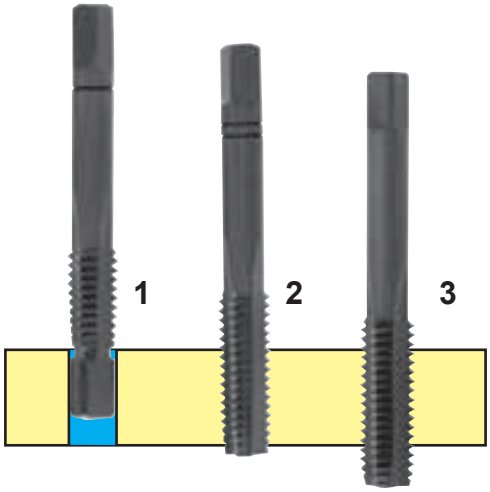

Aplicações HSS-G
Para uso geral
Materiais de mecanização buena
até 800 N/mm²
Aços não aleados y de baja aleación

Aplicações HSS-E
Gran capacidade de corte
Materiais abrasivos
Aços de durza encima a 1.200 N / mm²

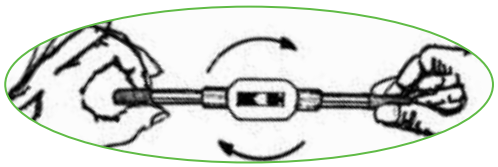



TARIF page 2

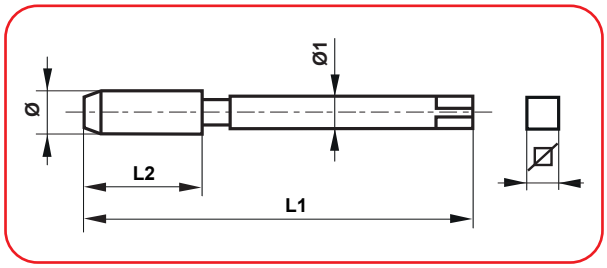

Jeu de tarauds main filetage métrique DIN 352.
Hand taps metric DIN 352.
Handgewindebohrer metrisches DIN 352.
Maschi a mano filettatura metrica DIN 352.
Macho mano métrica DIN 352.
Machos manuais rosca métrica DIN 352.

Réf. : 10JXDM _ _ _ H

DIN 352 HSS Tol. ISO 2/6H

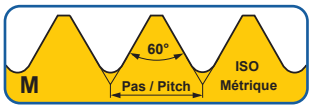

M ----	Ø x Pas Ø x Pitch	L1 mm	L2 mm	Ø1 mm	⌀ mm
1025	1 x 0.25	32	5.5	2.5	2.1
11025	1.1 x 0.25	32	5.5	2.5	2.1
12025	1.2 x 0.25	32	5.5	2.5	2.1
14030	1.4 x 0.30	32	7	2.5	2.1
16035	1.6 x 0.35	32	8	2.5	2.1
17035	1.7 x 0.35	32	8	2.5	2.1
18035	1.8 x 0.35	32	8	2.5	2.1
2040	2 x 0.40	36	8	2.8	2.1
22045	2.2 x 0.45	36	9	2.8	2.1
23040	2.3 x 0.40	36	9	2.8	2.1
25045	2.5 x 0.45	40	9	2.8	2.1
26045	2.6 x 0.45	40	9	2.8	2.1
3050	3 x 0.50	40	11	3.5	2.7
35060	3.5 x 0.60	45	13	4	3
4070	4 x 0.70	45	13	4.5	3.4
45075	4.5 x 0.75	50	16	6	4.9
5080	5 x 0.80	50	16	6	4.9
55090	**5.5 x 0.90**	**50**	**18**	**6**	**4.9**
6100	6 x 1.00	50	19	6	4.9
7100	7 x 1.00	50	19	6	4.9
8125	8 x 1.25	56	22	6	4.9
9125	9 x 1.25	63	22	7	5.5
10150	10 x 1.50	70	24	7	5.5
11150	11 x 1.50	70	24	8	6.2
12175	12 x 1.75	75	29	9	7
14200	14 x 2.00	80	30	11	9
15200	15 x 2.00	80	32	12	9
16200	16 x 2.00	80	32	12	9
18250	18 x 2.50	95	40	14	11

M ----	Ø x Pas Ø x Pitch	L1 mm	L2 mm	Ø1 mm	⌀ mm
20250	20 x 2.50	95	40	16	12
22250	22 x 2.50	100	40	18	14.5
24300	24 x 3.00	110	50	18	14.5
27300	27 x 3.00	110	50	20	16
30350	30 x 3.50	125	56	22	18
33350	33 x 3.50	125	56	25	20
36400	36 x 4.00	150	63	28	22
39400	39 x 4.00	150	63	32	24
42450	42 x 4.50	150	63	32	24
45450	45 x 4.50	160	70	36	29
48500	48 x 5.00	180	75	36	29
52500	52 x 5.00	180	75	40	32
56550	56 x 5.50	200	85	45	35
60550	60 x 5.50	200	85	45	35
64600	64 x 6.00	220	90	50	39
68600	68 x 6.00	220	90	50	39
72600	72 x 6.00	240	80	50	39
76600	76 x 6.00	240	80	50	39
80600	80 x 6.00	260	85	50	39
84600	84 x 6.00	260	85	50	39
88600	88 x 6.00	260	85	50	39
90600	90 x 6.00	260	85	50	39
92600	92 x 6.00	280	90	56	44
96600	96 x 6.00	280	90	56	44
100600	100 x 6.00	280	90	56	44

Nota : Possible de commander un numéro seul.
Possible to order one number.

N°1 : Réf : 10JXDM55090N1H
N°2 : Réf : 10JXDM55090N2H
N°3 : Réf : 10JXDM55090N3H

Comment commander.
How to order.
Wie bestellen.
Come ordinare
Como ordenar
Como encomendar

Ex : commande

Jeu 3 tarauds main (DIN 352) filetage métrique

M 5.5x0.90 HSS

Réf : 10JXDM55090H

Web : http://www.sermaoutillage.eu - **Email** : serma@sermaoutillage.eu - **Tél.** : 00 33 (0)3 27.30.12.31 - **Fax** : 00 33 (0)3 27.30.17.13

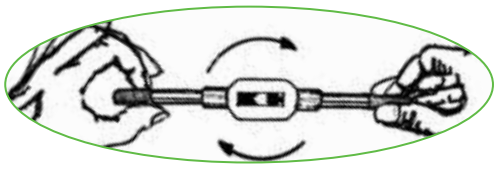

M (C)

Cône d'entrée corrigée



DIN 352 HSS Tol. ISO 2/6H

TARIF page 2

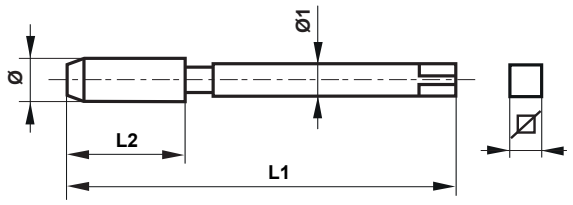

Jeu de tarauds main, cône d'entrée corrigée métrique DIN 352.
Hand taps, non-serial form metric DIN 352.
Handgewindebohrer, konische ausführung metrisches DIN 352.
Maschi a mano, imbocco correcto metrica DIN 352.
Macho mano, entrada rectificada métrica DIN 352.
Machos mano, entrada rectificada métrica DIN 352.

Réf. : 10JXDMC _ _ _ H

DIN 352 HSS Tol. ISO 2/6H

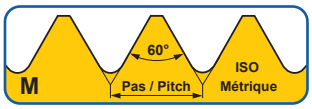

MC ----	Ø x Pas Ø x Pitch	L1 mm	L2 mm	Ø1 mm	⌀ mm
2040	2 x 0.40	36	8	2.8	2.1
25045	2.5 x 0.45	40	9	2.8	2.1
3050	3 x 0.50	40	11	3.5	2.7
3060	**3 x 0.60**	**40**	**11**	**3.5**	**2.7**
4070	4 x 0.70	45	13	4.5	3.4
4075	**4 x 0.75**	**45**	**13**	**4.5**	**3.4**
5080	5 x 0.80	50	16	6	4.9
5090	**5 x 0.90**	**50**	**16**	**6**	**4.9**
6100	6 x 1.00	50	19	6	4.9
8125	**8 x 1.25**	**56**	**22**	**6**	**4.9**
9125	9 x 1.25	63	22	7	5.5
10150	10 x 1.50	70	24	7	5.5
11150	11 x 1.50	70	24	8	6.2
12175	12 x 1.75	75	29	9	7

MC ----	Ø x Pas Ø x Pitch	L1 mm	L2 mm	Ø1 mm	⌀ mm
13175	13 x 1.75	75	29	9	7
14200	14 x 2.00	80	30	11	9
16200	16 x 2.00	80	32	12	9
18250	18 x 2.50	95	40	14	11
19250	19 x 2.50	95	40	14	11
20250	20 x 2.50	95	40	16	12
22250	22 x 2.50	100	40	18	14.5
24300	24 x 3.00	110	50	18	14.5
27300	27 x 3.00	110	50	20	16
30350	30 x 3.50	125	56	22	18
33350	33 x 3.50	125	56	25	20
36400	36 x 4.00	150	63	28	22
39400	39 x 4.00	150	63	32	24
42450	42 x 4.50	150	63	32	24

Application HSS
Utilisation générale
Matériaux faciles à usiner 800 N/mm²
Aciers non alliés ou faiblement alliés

Application HSS
General use....
Non abrasive material up to 800 N/mm²
Unalloyed and low alloyed steel

Anwendung HSS
Für allgemeinen Einsatz
Gut zerspanbare Werkstoffe bis 800 N/mm²
Unlegierte und niedriglegierte Stähle

Applicazione HSS
Uso generale
Materiali con buona truciodibilità
fino a 800 N/mm²
Acciai non legati e poco legati

Aplicación HSS
Para uso general
Materiales de buena mecanización
hasta 800 N/mm²
Aceros no aleados y de baja aleación

Aplicações HSS
Para uso geral
Materiais de mecanização buena
até 800 N/mm²
Aços não aleados y de baja aleación

Nota : Possible de commander un numéro seul.
Possible to order one number.

N°1 : Réf : 10JXDMC8125N1H
N°2 : Réf : 10JXDMC8125N2H
N°3 : Réf : 10JXDMC8125N3H

Comment commander.
How to order.
Wie bestellen.
Come ordinare
Como ordenar
Como encomendar

Ex : commande
Jeu 3 tarauds main (DIN 352)
cône d'entrée corrigée
filetage métrique
M 8 x 1.25 HSS
Réf : 10JXDMC8125H

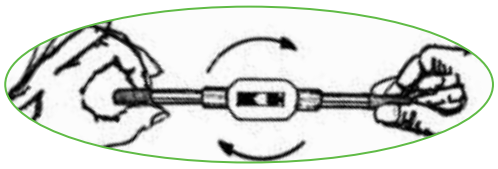

M (C)

Cône d'entrée corrigée



ISO 529 HSS Tol. ISO 2/6H

TARIF page 2

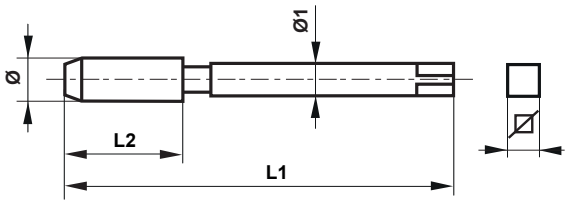

Jeu de tarauds main, cône d'entrée corrigée métrique ISO 529.
Hand taps, non-serial form metric ISO 529.
Handgewindebohrer, konische ausführung metrisches ISO 529.

Maschi a mano, imbocco correcto metrica ISO 529.
Macho mano, entrada rectificada métrica ISO 529.
Machos mano, entrada rectificada métrica ISO 529.

Réf. : 10JXMC _ _ H

ISO 529 HSS Tol. ISO 2/6H

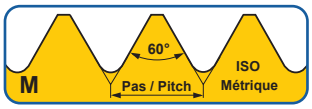

MC ----	Ø x Pas Ø x Pitch	L1 mm	L2 mm	Ø1 mm	⌀ mm
3050	3 x 0.50	48	11	3.15	2.5
4070	4 x 0.70	53	13	4	3.15
5080	5 x 0.80	58	16	5	4
6100	**6 x 1.00**	**66**	**19**	**6.3**	**5**
8125	8 x 1.25	72	22	8	6.3
10150	10 x 1.50	80	24	10	8
12175	12 x 1.75	89	29	9	7.1
14200	14 x 2.00	95	30	11.2	9
16200	16 x 2.00	102	32	12.5	10
18250	18 x 2.50	110	37	14	11.2
20250	20 x 2.50	112	37	14	11.2
22250	22 x 2.50	118	38	16	12.5
24300	24 x 3.00	130	45	18	14



Application HSS
Utilisation générale
Matériaux faciles à usiner 800 N/mm²
Aciers non alliés ou faiblement alliés

Application HSS
General use
Non abrasive material up to 800 N/mm²
Unalloyed and low alloyed steel

Anwendung HSS
Für allgemeinen Einsatz
Gut zerspanbare Werkstoffe bis 800 N/mm²
Unlegierte und niedriglegierte Stähle

Applicazione HSS
Uso generale
Materiali con buona truciodibilità
fino a 800 N/mm²
Acciai non legati e poco legati

Aplicación HSS
Para uso general
Materiales de buena mecanización
hasta 800 N/mm²
Aceros no aleados y de baja aleación

Aplicações HSS
Para uso geral
Materiais de mecanização buena
até 800 N/mm²
Aços não aleados y de baja aleación

Nota : Possible de commander un numéro seul.
Possible to order one number.

N°1 Réf : 10JXMC6100N1H
N°2 Réf : 10JXMC6100N2H
N°3 Réf :10JXMC6100N3H

Comment commander.
How to order.
Wie bestellen.

Come ordinare
Como ordenar
Como encomendar

Ex : commande

Jeu 3 tarauds main (ISO 529)
cône d'entrée corrigée
filetage métrique
M 6 x 1.00 HSS
Réf : 10JXMC6100H

Web : http://www.sermaoutillage.eu - **Email** : serma@sermaoutillage.eu - **Tél.** : 00 33 (0)3 27.30.12.31 - **Fax** : 00 33 (0)3 27.30.17.13

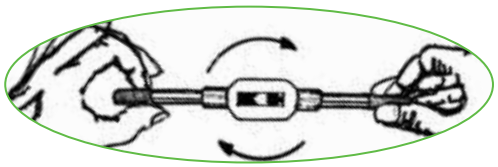

MF



DIN 2181 HSS Tol. ISO 2/6H

TARIF page 2

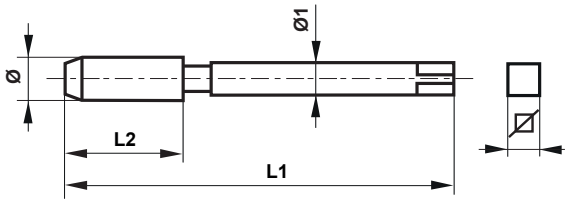

Jeu de tarauds main, rectifié étagé filetage métrique pas fin DIN 2181.
Hand taps metric-fine DIN 2181.
Handgewindebohrer metrisches feingewinde DIN 2181.
Maschi a mano filettatura metrica fina DIN 2181.
Macho mano métrica fina DIN 2181.
Machos manuais rosca métrica fina DIN 2181.

Réf. : 10JXDMF _ _ _ H

DIN 2181 HSS Tol. ISO 2/6H

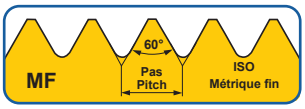

MF pas fin Pitch fine ----	Ø x Pas Ø x Pitch	L1 mm	L2 mm	Ø1 mm	⌀ mm
25035	2.5 x 0.35	40	9	2.8	2.1
26035	2.6 x 0.35	40	9	2.8	2.1
3035	3 x 0.35	40	9	3.5	2.7
35035	**3.5 x 0.35**	**45**	**10**	**4**	**3**
4035	4 x 0.35	45	10	4.5	3.4
4050	4 x 0.50	45	10	4.5	3.4
45050	4.5 x 0.50	50	12	6	4.9
5050	5 x 0.50	50	12	6	4.9
5075	5 x 0.75	50	12	6	4.9
55050	5.5 x 0.50	50	12	6	4.9
6050	6 x 0.50	50	14	6	4.9
6075	6 x 0.75	50	14	6	4.9
7050	7 x 0.50	50	14	6	4.9
7075	7 x 0.75	50	14	6	4.9

MF pas fin Pitch fine ----	Ø x Pas Ø x Pitch	L1 mm	L2 mm	Ø1 mm	⌀ mm
8050	8 x 0.50	50	19	6	4.9
8075	8 x 0.75	50	19	6	4.9
8100	8 x 1.00	56	22	6	4.9
9050	9 x 0.50	56	19	7	5.5
9075	9 x 0.75	56	19	7	5.5
9100	9 x 1.00	63	20	7	5.5
10050	10 x 0.50	63	20	7	5.5
10075	10 x 0.75	63	20	7	5.5
10100	10 x 1.00	63	20	7	5.5
10125	10 x 1.25	70	24	7	5.5
11075	11 x 0.75	63	20	8	6.2
11100	11 x 1.00	63	20	8	6.2
11125	11 x 1.25	63	22	8	6.2

→ Suite p36

Application HSS
Utilisation générale
Matériaux faciles à usiner 800 N/mm²
Aciers non alliés ou faiblement alliés

Application HSS
General use
Non abrasive material up to 800 N/mm²
Unalloyed and low alloyed steel

Anwendung HSS
Für allgemeinen Einsatz
Gut zerspanbare Werkstoffe bis 800 N/mm²
Unlegierte und niedriglegierte Stähle

Applicazione HSS
Uso generale
Materiali con buona truciodibilità
fino a 800 N/mm²
Acciai non legati e poco legati

Aplicación HSS
Para uso general
Materiales de buena mecanización
hasta 800 N/mm²
Aceros no aleados y de baja aleación

Aplicações HSS
Para uso geral
Materiais de mecanização buena
até 800 N/mm²
Aços não aleados y de baja aleación

Nota : Possible de commander un numéro seul.
Possible to order one number.

N°1 : Réf : 10JXDMF35035N1H
N°3 : Réf : 10JXDMF35035N3H

Comment commander.
How to order.
Wie bestellen.
Come ordinare
Como ordenar
Como encomendar

Ex : commande
Jeu 2 tarauds main (DIN 2181)
filetage métrique pas fin
MF 3.5 x 0.35 HSS
Réf : 10JXDMF35035H

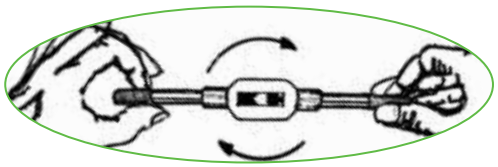

→ Suite p35

Réf. : 10JXDMF _ _ _ H

TARIF page 2

DIN 2181 HSS Tol. ISO 2/6H

TARIF page 3

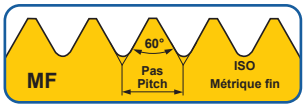

MF pas fin fine ----	Ø x Pas Ø x Pitch	L1 mm	L2 mm	Ø1 mm	⌀ mm
12050	12 x 0.50	70	22	9	7
12075	12 x 0.75	70	22	9	7
12100	12 x 1.00	70	22	9	7
12125	12 x 1.25	70	22	9	7
12150	12 x 1.50	70	22	9	7
13050	13 x 0.50	70	22	11	9
13075	13 x 0.75	70	22	11	9
13100	13 x 1.00	70	22	11	9
13150	13 x 1.50	70	22	11	9
14050	14 x 0.50	70	22	11	9
14075	14 x 0.75	70	22	11	9
14100	14 x 1.00	70	22	11	9
14125	14 x 1.25	70	22	11	9
14150	14 x 1.50	70	22	11	9
15075	15 x 0.75	70	22	12	9
15100	15 x 1.00	70	22	12	9
15150	15 x 1.50	70	22	12	9
16050	16 x 0.50	70	22	12	9
16075	16 x 0.75	70	22	12	9
16100	16 x 1.00	70	22	12	9
16125	16 x 1.25	70	22	12	9
16150	16 x 1.50	70	22	12	9
17100	17 x 1.00	70	22	12	9
17150	17 x 1.50	70	22	12	9
18050	18 x 0.50	80	22	14	11
18075	18 x 0.75	80	22	14	11
18100	18 x 1.00	80	22	14	11
18125	18 x 1.25	80	22	14	11
18150	18 x 1.50	80	22	14	11
18200	18 x 2.00	80	22	14	11
19100	19 x 1.00	80	22	14	11
19150	19 x 1.50	80	22	14	11
20050	20 x 0.50	80	22	16	12
20075	20 x 0.75	80	22	16	12
20100	20 x 1.00	80	22	16	12
20125	20 x 1.25	80	22	16	12
20150	20 x 1.50	80	22	16	12
20200	20 x 2.00	80	22	16	12
21100	21 x 1.00	80	22	16	12
21150	21 x 1.50	80	22	16	12
22050	22 x 0.50	80	22	18	14.5
22075	22 x 0.75	80	22	18	14.5
22100	22 x 1.00	80	22	18	14.5
22125	22 x 1.25	80	22	18	14.5
22150	22 x 1.50	80	22	18	14.5
22200	22 x 2.00	80	22	18	14.5
23100	23 x 1.00	80	22	18	14.5
23150	23 x 1.50	80	22	18	14.5
24050	24 x 0.50	90	22	18	14.5
24075	24 x 0.75	90	22	18	14.5
24100	24 x 1.00	90	22	18	14.5

MF pas fin fine ----	Ø x Pas Ø x Pitch	L1 mm	L2 mm	Ø1 mm	⌀ mm
24125	24 x 1.25	90	22	18	14.5
24150	24 x 1.50	90	22	18	14.5
24200	24 x 2.00	90	22	18	14.5
25100	25 x 1.00	90	22	18	14.5
25150	25 x 1.50	90	22	18	14.5
26100	26 x 1.00	90	22	18	14.5
26150	26 x 1.50	90	22	18	14.5
26200	26 x 2.00	90	22	18	14.5
27100	27 x 1.00	90	22	20	16
27150	27 x 1.50	90	22	20	16
27200	27 x 2.00	90	22	20	16
28100	28 x 1.00	90	22	20	16
28150	28 x 1.50	90	22	20	16
28200	28 x 2.00	90	22	20	16
29150	29 x 1.50	90	22	22	18
30100	30 x 1.00	90	22	22	18
30150	30 x 1.50	90	22	22	18
30200	30 x 2.00	90	22	22	18
30250	30 x 2.50	125	56	22	18
30300	30 x 3.00	125	56	22	18
32100	32 x 1.00	90	22	22	18
32150	32 x 1.50	90	22	22	18
32200	32 x 2.00	90	22	22	18
32300	32 x 3.00	125	56	22	18
33150	33 x 1.50	100	25	25	20
33200	33 x 2.00	100	25	25	20
33300	33 x 3.00	125	56	25	20
34100	34 x 1.00	100	25	28	22
34150	34 x 1.50	100	25	28	22
34200	34 x 2.00	125	40	28	22
35100	35 x 1.00	100	25	28	22
35150	35 x 1.50	100	25	28	22
35200	35 x 2.00	125	40	28	22
36100	36 x 1.00	100	25	28	22
36150	36 x 1.50	100	25	28	22
36200	36 x 2.00	125	40	28	22
36300	36 x 3.00	125	40	28	22
37150	37 x 1.50	100	25	28	22
38100	38 x 1.00	100	25	28	22
38150	38 x 1.50	100	25	28	22
38200	38 x 2.00	125	40	28	22
38300	38 x 3.00	125	40	28	22
39150	39 x 1.50	110	25	32	24
39200	39 x 2.00	125	40	32	24
39300	39 x 3.00	125	40	32	24
40100	40 x 1.00	110	25	32	24
40150	40 x 1.50	110	25	32	24
40200	40 x 2.00	125	40	32	24
40300	40 x 3.00	125	40	32	24

→ Suite p37

Web : http://www.sermaoutillage.eu - **Email** : serma@sermaoutillage.eu - **Tél.** : 00 33 (0)3 27.30.12.31 - **Fax** : 00 33 (0)3 27.30.17.13

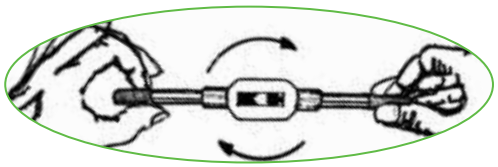

→ Suite p36

Réf. : 10JXDMF _ _ _ H

TARIF page 3

DIN 2181 **HSS** **Tol. ISO 2/6H**

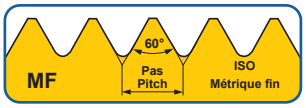

MF pas fin fine ----	Ø x Pas Ø x Pitch	L1 mm	L2 mm	Ø1 mm	⌀ mm
42100	42 x 1.00	110	25	32	24
42150	42 x 1.50	110	25	32	24
42200	42 x 2.00	125	40	32	24
42300	42 x 3.00	125	40	32	24
44150	44 x 1.50	110	25	36	29
44200	44 x 2.00	125	40	36	29
45100	45 x 1.00	110	25	36	29
45150	45 x 1.50	110	25	36	29
45200	45 x 2.00	125	40	36	29
45300	45 x 3.00	125	40	36	29
46150	46 x 1.50	140	40	36	29
48100	48 x 1.00	140	40	36	29
48150	48 x 1.50	140	40	36	29
48200	48 x 2.00	140	40	36	29
48300	48 x 3.00	140	40	36	29
50150	50 x 1.50	140	40	36	29
50200	50 x 2.00	140	40	36	29
50300	50 x 3.00	140	40	36	29
52150	52 x 1.50	140	40	40	32
52200	52 x 2.00	140	40	40	32
52300	52 x 3.00	140	40	40	32
54100	54 x 1.00	140	32	40	32
54150	54 x 1.50	140	32	40	32
54200	54 x 2.00	140	36	40	32
54300	54 x 3.00	140	40	40	32
54400	54 x 4.00	180	50	40	32
55150	55 x 1.50	140	32	40	32
55200	55 x 2.00	140	36	40	32
55300	55 x 3.00	140	40	40	32
55400	55 x 4.00	180	50	40	32
56100	56 x 1.00	140	32	40	32
56150	56 x 1.50	140	32	40	32
56200	56 x 2.00	140	36	40	32
56300	56 x 3.00	140	40	40	32
56400	56 x 4.00	180	50	40	32
58100	58 x 1.00	160	32	45	35
58150	58 x 1.50	160	32	45	35
58200	58 x 2.00	160	36	45	35
58300	58 x 3.00	160	40	45	35
58400	58 x 4.00	200	55	45	35
60150	60 x 1.50	160	34	45	35
60200	60 x 2.00	160	36	45	35
60300	60 x 3.00	160	40	45	35
60400	60 x 4.00	200	55	45	35
62150	62 x 1.50	160	34	50	39
62200	62 x 2.00	160	36	50	39
62300	62 x 3.00	180	45	50	39
62400	62 x 4.00	220	55	50	39
63150	63 x 1.50	160	32	50	39
64150	64 x 1.50	160	34	50	39
64200	64 x 2.00	160	36	50	39

MF pas fin fine ----	Ø x Pas Ø x Pitch	L1 mm	L2 mm	Ø1 mm	⌀ mm
65200	65 x 2.00	160	36	50	39
65300	65 x 3.00	180	45	50	39
65400	65 x 4.00	220	60	50	39
68150	68 x 1.50	160	36	50	39
68200	68 x 2.00	160	40	50	39
68300	68 x 3.00	180	50	50	39
68400	68 x 4.00	220	60	50	39
70150	70 x 1.50	160	36	50	39
70200	70 x 2.00	160	40	50	39
70300	70 x 3.00	200	50	50	39
70400	70 x 4.00	240	60	50	39
72150	72 x 1.50	160	36	50	39
72200	72 x 2.00	160	40	50	39
72300	72 x 3.00	200	50	50	39
72400	72 x 4.00	240	60	50	39
74150	74 x 1.50	160	36	50	39
74200	74 x 2.00	160	40	50	39
74300	74 x 3.00	200	50	50	39
74400	74 x 4.00	240	60	50	39
75150	75 x 1.50	160	36	50	39
75200	75 x 2.00	160	40	50	39
75300	75 x 3.00	200	50	50	39
75400	75 x 4.00	240	60	50	39
76150	76 x 1.50	160	36	50	39
76200	76 x 2.00	160	40	50	39
76300	76 x 3.00	220	50	50	39
76400	76 x 4.00	260	60	50	39
78150	78 x 1.50	160	36	50	39
78200	78 x 2.00	160	40	50	39
78300	78 x 3.00	220	55	50	39
78400	78 x 4.00	260	65	50	39
80150	80 x 1.50	160	36	50	39
80200	80 x 2.00	160	40	50	39
80300	80 x 3.00	220	55	50	39
80400	80 x 4.00	260	65	50	39
82150	82 x 1.50	160	36	50	39
82200	82 x 2.00	160	40	50	39
82300	82 x 3.00	220	55	50	39
82400	82 x 4.00	260	65	50	39
84150	84 x 1.50	160	36	50	39
84200	84 x 2.00	160	40	50	39
84300	84 x 3.00	220	55	50	39
84400	84 x 4.00	260	65	50	39
85150	85 x 1.50	160	36	50	39
85200	85 x 2.00	160	40	50	39
85300	85 x 3.00	220	55	50	39
85400	85 x 4.00	260	65	50	39

→ Suite p38

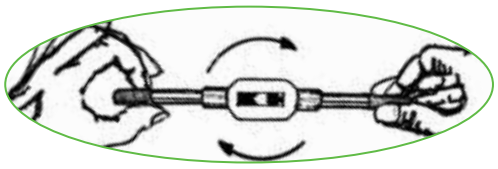

Jeu de tarauds main, rectifié étagé filetage métrique pas fin DIN 2181.
Hand taps metric-fine DIN 2181.
Handgewindebohrer metrisches DIN 2181.

Maschi a mano filettatura metrica fine DIN 2181.
Macho Mano métrica fina DIN 2181.
Machos manuais rosca métrica finaDIN 2181.

→ Suite p37

Réf. : 10JXDMF _ _ _ H

TARIF page 3

DIN 2181 HSS Tol. ISO 2/6H

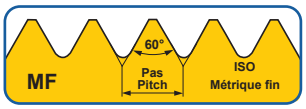

MF pas fin fine ----	Ø x Pas Ø x Pitch	L1 mm	L2 mm	Ø1 mm	⌀ mm
86150	86 x 1.50	160	36	50	39
86200	86 x 2.00	160	40	50	39
86300	86 x 3.00	220	55	50	39
86400	86 x 4.00	260	65	50	39
88150	88 x 1.50	160	38	50	39
88200	88 x 2.00	160	40	50	39
88300	88 x 3.00	220	55	50	39
88400	88 x 4.00	260	65	50	39
90150	90 x 1.50	160	38	50	39
90200	90 x 2.00	160	40	50	39
90300	90 x 3.00	220	55	50	39
90400	90 x 4.00	260	65	50	39
92150	92 x 1.50	180	40	56	44
92200	92 x 2.00	180	45	56	44
92300	92 x 3.00	240	60	56	44
92400	92 x 4.00	280	70	56	44
95150	95 x 1.50	180	40	56	44
95200	95 x 2.00	180	45	56	44
95300	95 x 3.00	240	60	56	44
95400	95 x 4.00	280	70	56	44

MF pas fin fine ----	Ø x Pas Ø x Pitch	L1 mm	L2 mm	Ø1 mm	⌀ mm
96150	96 x 1.50	180	40	56	44
96200	96 x 2.00	180	45	56	44
96300	96 x 3.00	240	60	56	44
96400	96 x 4.00	280	70	56	44
98150	98 x 1.50	180	40	56	44
98200	98 x 2.00	180	45	56	44
98300	98 x 3.00	240	60	56	44
98400	98 x 4.00	280	70	56	44
100150	100 x 1.50	180	45	56	44
100200	100 x 2.00	180	50	56	44
100300	100 x 3.00	240	65	56	44
100400	**100 x 4.00**	**280**	**75**	**56**	**44**
101500	105 x 1.50	180	45	56	44
105200	105 x 2.00	180	50	56	44
105300	105 x 3.00	240	65	56	44
105400	105 x 4.00	280	75	56	44
110150	110 x 1.50	180	45	56	44
110200	110 x 2.00	180	50	56	44
110300	110 x 3.00	240	65	56	44
110400	110 x 4.00	280	75	56	44

Application HSS
Utilisation générale
Matériaux faciles à usiner 800 N/mm²
Aciers non alliés ou faiblement alliés

Application HSS
General use
Non abrasive material up to 800 N/mm²
Unalloyed and low alloyed steel

Anwendung HSS
Für allgemeinen Einsatz
Gut zerspanbare Werkstoffe bis 800 N/mm²
Unlegierte und niedriglegierte Stähle

Applicazione HSS
Uso generale
Materiali con buona truciodibilità
fino a 800 N/mm²
Acciai non legati e poco legati

Aplicación HSS
Para uso general
Materiales de buena mecanización
hasta 800 N/mm²
Aceros no aleados y de baja aleación

Aplicações HSS
Para uso geral
Materiais de mecanização buena
até 800 N/mm²
Aços não aleados y de baja aleación

Nota : Possible de commander un numéro seul.
Possible to order one number.

N°1 : Réf : 10JXDMF100400N1H
N°3 : Réf : 10JXDMF100400N3H

Comment commander.
How to order.
Wie bestellen.

Come ordinare
Como ordenar
Como encomendar

Ex : commande
Jeu 2 tarauds main (DIN 2181) filetage métrique pas fin
MF 100 x 400 HSS
Réf : 10JXDMF100400H

Web : http://www.sermaoutillage.eu - **Email** : serma@sermaoutillage.eu - **Tél.** : 00 33 (0)3 27.30.12.31 - **Fax** : 00 33 (0)3 27.30.17.13

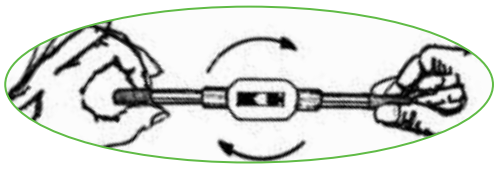

BSW



DIN 352 HSS

TARIF page 3

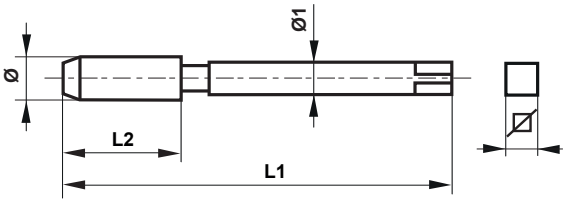

Jeu de tarauds main, rectifié étagé filetage Whitworth BS 84.
Hand taps Whitworth-thread BS 84.
Handgewindebohrer Whitworth-gewinde BS 84.
Maschi a mano filettatura Whitworth BS 84.
Macho mano rosca Whitworth BS 84.
Machos manuais rosca Whitworth BS 84.

Réf. : 13JXDBSW _ _ _ H

DIN 352 HSS

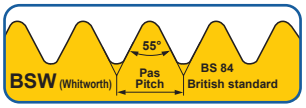

BSW ----	Pouce / Inch Ø	Nb filets	L1 mm	L2 mm	Ø1 mm	⌀ mm
116	1/16	x 60	36	10	2.5	2.1
332	3/32	x 48	36	10	2.8	2.1
18	1/8	x 40	40	12	3.5	2.7
532	5/32	x 32	45	14	4.5	3.4
316	3/16	x 24	50	18	6	4.9
732	7/32	x 24	50	18	6	4.9
14	1/4	x 20	50	19	6	4.9
516	5/16	x 18	56	22	6	4.9
38	3/8	x 16	70	24	7	5.5
716	**7/16**	**x 14**	**70**	**24**	**8**	**6.2**
12	1/2	x 12	75	29	9	7
916	9/16	x 12	80	30	11	9
58	5/8	x 11	80	32	12	9
34	3/4	x 10	95	40	14	11
78	7/8	x 9	100	40	18	14.5
1	1"	x 8	110	50	18	14.5
118	1.1/8	x 7	132	56	22	18
114	1.1/4	x 7	132	56	22	18
138	1.3/8	x 6	150	63	28	22
112	1.1/2	x 6	150	63	32	24
158	1.5/8	x 5	160	70	32	24
134	1.3/4	x 5	160	70	36	29
178	1.7/8	x4.1/2	190	80	36	29
2	2"	x4.1/2	190	80	40	32
214	2.1/4	x 4	220	80	45	35
212	2.1/2	x 4	220	80	50	39
234	2.3/4	x3.1/2	240	80	50	39
3	3"	x3.1/2	260	80	50	39

Application HSS
Utilisation générale
Matériaux faciles à usiner 800 N/mm²
Aciers non alliés ou faiblement alliés

Application HSS
General use
Non abrasive material up to 800 N/mm²
Unalloyed and low alloyed steel

Anwendung HSS
Für allgemeinen Einsatz
Gut zerspanbare Werkstoffe bis 800 N/mm²
Unlegierte und niedriglegierte Stähle

Applicazione HSS
Uso generale
Materiali con buona truciodibilità
fino a 800 N/mm²
Acciai non legati e poco legati

Aplicación HSS
Para uso general
Materiales de buena mecanización
hasta 800 N/mm²
Aceros no aleados y de baja aleación

Aplicações HSS
Para uso geral
Materiais de mecanização buena
até 800 N/mm²
Aços não aleados y de baja aleación

Nota : Possible de commander un numéro seul.
Possible to order one number.

N°1 : Réf : 13JXDBSW716N1H
N°2 : Réf : 13JXDBSW716N2H
N°3 : Réf : 13JXDBSW716N3H

Comment commander.
How to order.
Wie bestellen.
Come ordinare
Como ordenar
Como encomendar

Ex : commande

Jeu 3 tarauds main (DIN 352) filetage BSW (Whitworth)

BSW 7/16 x 14 HSS

Réf : 13JXDBSW716H

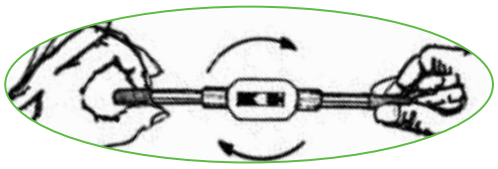

BSF



DIN 2181 HSS

TARIF page 3

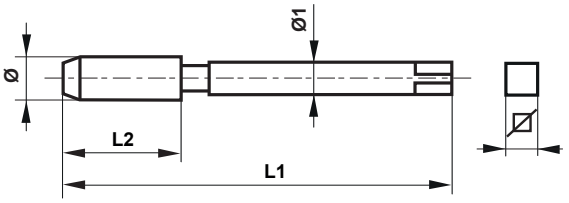

Jeu 2 tarauds main, rectifié étagé filetage BSF, BS 84.
Hand taps british-standard-fine-thread BS 84.
Handgewindebohrer britisch-standard-feingewinde BS 84.

Maschi a mano filettatura Whitworth fine BS 84.
Macho mano rosca británica standard fina BS 84.
Machos manuais rosca Whitworth fina BS 84.

Réf. : 13JXDBSF _ _ _ H

DIN 2181 HSS

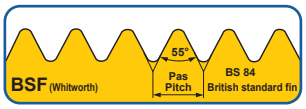

BSF ----	Pouce / Inch Ø Nb filets	L1 mm	L2 mm	Ø1 mm	⌀ mm
316	3/16 x 32	50	14	6	4.9
14	1/4 x 26	50	18	6	4.9
516	5/16 x 22	56	22	6	4.9
38	**3/8 x 20**	**63**	**22**	**7**	**5.5**
716	7/16 x 18	63	22	8	6.2
12	1/2 x 16	75	24	9	7
916	9/16 x 16	80	28	11	9
58	5/8 x 14	80	28	12	9
34	3/4 x 12	95	32	14	11
78	7/8 x 11	100	36	18	14.5
1	1" x 10	110	40	18	14.5



Application HSS
Utilisation générale
Matériaux faciles à usiner 800 N/mm²
Aciers non alliés ou faiblement alliés

Application HSS
General use
Non abrasive material up to 800 N/mm²
Unalloyed and low alloyed steel

Anwendung HSS
Für allgemeinen Einsatz
Gut zerspanbare Werkstoffe bis 800 N/mm²
Unlegierte und niedriglegierte Stähle

Applicazione HSS
Uso generale
Materiali con buona truciodibilità
fino a 800 N/mm²
Acciai non legati e poco legati

Aplicación HSS
Para uso general
Materiales de buena mecanización
hasta 800 N/mm²
Aceros no aleados y de baja aleación

Aplicações HSS
Para uso geral
Materiais de mecanização buena
até 800 N/mm²
Aços não aleados y de baja aleación

Nota : Possible de commander un numéro seul.
Possible to order one number.

N°1 : Réf : 13JXDBSF38N1H
N°3 : Réf : 13JXDBSF38N3H

Comment commander.
How to order.
Wie bestellen.

Come ordinare
Como ordenar
Como encomendar

Ex : commande
Jeu 2 tarauds main (DIN 2181)
filetage BSF (British Standard Fine)
BSF 3/8x20 HSS
Réf : 13JXDBSF38H

Web : http://www.sermaoutillage.eu - **Email** : serma@sermaoutillage.eu - **Tél.** : 00 33 (0)3 27.30.12.31 - **Fax** : 00 33 (0)3 27.30.17.13

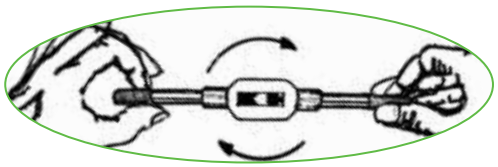

BA (C)

Cône d'entrée corrigée



ISO 529 HSS Tol. ISO 2/6H

TARIF page 3

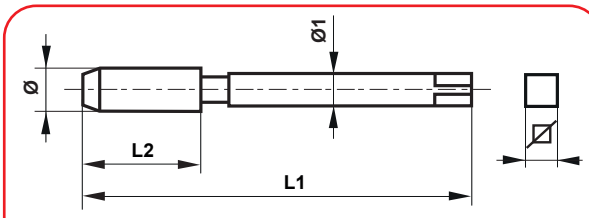

BA Britisch association

Jeu de tarauds main, cône d'entrée corrigé BA, BS 93, ISO 529.
Hand taps, non-serial form BA-thread BS 93 ISO 529.
Handgewindebohrer, konische ausführung BA, BS 93, ISO 529.
Maschi a mano, imbocco correcto BA, BS 93, ISO 529.
Macho mano, entrada rectificada BA, BS 93, ISO 529.
Machos mano, entrada rectificada BA, BS 93, ISO 529.

Réf. : 11JXBAC _ _ H

ISO 529 HSS

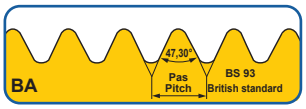

BA (C) ----	Ø x Pas mm	L1 mm	L2 mm	Ø1 mm	⌀ mm
0	6.00 x 1	66	19	6.3	5
1	5.30 x 0.90	62	17	5.6	4.5
2	4.70 x 0.81	58	16	5	4
3	4.10 x 0.73	53	13	4.5	3.55
5	3.20 x 0.59	48	11	3.15	2.5
6	2.80 x 0.53	45	9.5	2.8	2.24

Application HSS
Utilisation générale
Matériaux faciles à usiner 800 N/mm²
Aciers non alliés ou faiblement alliés

Application HSS
General use
Non abrasive material up to 800 N/mm²
Unalloyed and low alloyed steel

Anwendung HSS
Für allgemeinen Einsatz
Gut zerspanbare Werkstoffe bis 800 N/mm²
Unlegierte und niedriglegierte Stähle

Applicazione HSS
Uso generale
Materiali con buona truciodibilità
fino a 800 N/mm²
Acciai non legati e poco legati

Aplicación HSS
Para uso general
Materiales de buena mecanización
hasta 800 N/mm²
Aceros no aleados y de baja aleación

Aplicações HSS
Para uso geral
Materiais de mecanização buena
até 800 N/mm²
Aços não aleados y de baja aleación

Nota : Possible de commander un numéro seul.
Possible to order one number.

N°1 : Réf : 11JXBAC3N1H
N°2 : Réf : 11JXBAC3N2H
N°3 : Réf : 11JXBAC3N3H

Comment commander.
How to order.
Wie bestellen.
Come ordinare
Como ordenar
Como encomendar

Ex : commande

Jeu 3 tarauds main (ISO 529)
cône d'entrée corrigée
filetage BA ex : N°3 HSS
Réf : 11JXBAC3H

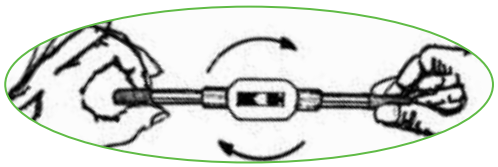

UNC



DIN 352 HSS Tol. 2B

TARIF page 3

TARIF page 4

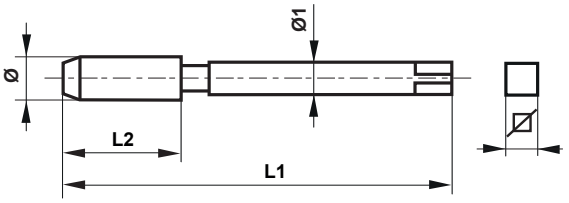

Jeu tarauds main, filetage unifié ANSI B 1.1.
Hand taps unified thread ANSI B 1.1.
Handgewindebohrer amerikanisches gewinde ANSI B 1.1.

Maschi a mano filettatura unificata, ANSI B1.1.
Macho mano rosca unificada ANSI B 1.1.
Machos manuais rosca unificada ANSI B1.1.

Réf. : 12JXDUNC _ _ _ H

DIN 352 HSS

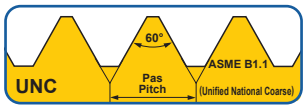

UNC ----	Pouce / Inch Ø Nb filets	L1 mm	L2 mm	Ø1 mm	⌀ mm
NR 1	Nr. 1 x 64	32	10	2.5	2.1
NR 2	Nr. 2 x 56	36	11	2.8	2.1
NR 3	Nr. 3 x 48	36	11	2.8	2.1
NR 4	Nr. 4 x 40	40	12	3.5	2.7
NR 5	Nr. 5 x 40	40	12	3.5	2.7
NR 6	Nr. 6 x 32	45	14	4	3
NR 8	Nr. 8 x 32	45	14	4.5	3.4
NR 10	Nr. 10 x 24	50	16	6	4.9
NR 12	Nr. 12 x 24	50	18	6	4.9
14	1/4 x 20	50	19	6	4.9
516	5/16 x 18	56	22	6	4.9
38	3/8 x 16	70	24	7	5.5
716	7/16 x 14	70	24	8	6.2
12	1/2 x 13	75	29	9	7
916	9/16 x 12	80	30	11	9
58	5/8 x 11	80	32	12	9
34	3/4 x 10	95	40	14	11
78	7/8 x 9	100	40	18	14.5
1	1" x 8	110	50	18	14.5
118	1.1/8 x 7	132	56	22	18
114	1.1/4 x 7	132	56	22	18
138	1.3/8 x 6	150	63	28	22
112	1.1/2 x 6	150	63	32	24
158	1.5/8 x 5	160	70	32	24
134	1.3/4 x 5	160	70	36	29
178	**1.7/8 x 4.5**	**190**	**80**	**36**	**29**
2	2" x 4.5	190	80	40	32
214	2.1/4 x 4.5	220	80	45	35
212	2.1/2 x 4	220	80	50	39
234	2.3/4 x 4	240	80	50	39
3	3" x 4	260	80	50	39

Application HSS
Utilisation générale
Matériaux faciles à usiner 800 N/mm²
Aciers non alliés ou faiblement alliés

Application HSS
General use
Non abrasive material up to 800 N/mm²
Unalloyed and low alloyed steel

Anwendung HSS
Für allgemeinen Einsatz
Gut zerspanbare Werkstoffe bis 800 N/mm²
Unlegierte und niedriglegierte Stähle

Applicazione HSS
Uso generale
Materiali con buona truciodibilità
fino a 800 N/mm²
Acciai non legati e poco legati

Aplicación HSS
Para uso general
Materiales de buena mecanización
hasta 800 N/mm²
Aceros no aleados y de baja aleación

Aplicações HSS
Para uso geral
Materiais de mecanização buena
até 800 N/mm²
Aços não aleados y de baja aleación

Nota : Possible de commander un numéro seul. Possible to order one number.

Comment commander.
How to order.
Wie bestellen.

Come ordinare
Como ordenar
Como encomendar

N°1 : Réf : 12JXDUNC178N1H
N°2 : Réf : 12JXDUNC178N2H
N°3 : Réf : 12JXDUNC178N3H

Ex : commande

Jeu 3 tarauds main (DIN 352) filetage unifié

UNC 1.7/8 x 4.5 HSS

Réf : 12JXDUNC178H

Web : http://www.sermaoutillage.eu - **Email** : serma@sermaoutillage.eu - **Tél.** : 00 33 (0)3 27.30.12.31 - **Fax** : 00 33 (0)3 27.30.17.13

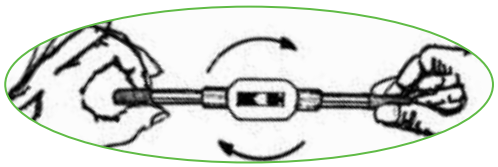

UNF





DIN 2181 HSS Tol. 2B

TARIF page 4

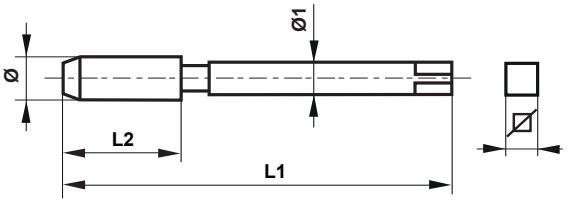

- Jeu de tarauds main, étagé filetage unifié pas fin ANSI B 1.1.
- Hand taps unified fine thread ANSI B 1.1.
- Handgewindebohrer amerikanisches feingewinde ANSI B 1.1.
- Maschi a mano filettatura unificata, serie fina ANSI B1.1.
- Macho mano rosca fina unificada ANSI B 1.1.
- Machos manuais rosca unificada fina ANSI B1.1.

Réf. : 12JXDUNF _ _ _ H

DIN 2181 HSS

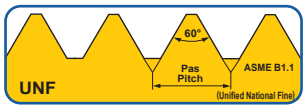

UNF ----	Pouce / Inch Ø Nb filets	L1 mm	L2 mm	Ø1 mm	⌀ mm
NR 0	Nr. 0 x 80	28	8	2.5	2.1
NR 1	Nr. 1 x 72	32	9	2.8	2.1
NR 2	Nr. 2 x 64	32	10	2.8	2.1
NR 3	Nr. 3 x 56	32	10	2.8	2.1
NR 4	Nr. 4 x 48	36	11	3.5	2.7
NR 5	**Nr. 5 x 44**	**36**	**11**	**3.5**	**2.7**
NR 6	Nr. 6 x 40	40	12	4.5	3.4
NR 8	Nr. 8 x 36	40	12	4.5	3.4
NR 10	Nr. 10 x 32	45	14	6	4.9
NR 12	Nr. 12 x 28	50	14	6	4.9
14	1/4 x 28	50	18	6	4.9
516	5/16 x 24	56	22	6	4.9
38	3/8 x 24	63	22	7	5.5
716	7/16 x 20	63	22	8	6.2
12	1/2 x 20	75	24	9	7
916	9/16 x 18	80	28	11	9
58	5/8 x 18	80	28	12	9
34	3/4 x 16	95	32	14	11
78	7/8 x 14	100	36	18	14.5
1	1" x 12	110	40	18	14.5
1A	1" x 14	110	40	18	14.5
118	1.1/8 x 12	110	50	22	18
114	1.1/4 x 12	132	56	22	18
138	1.3/8 x 12	132	56	28	22
112	1.1/2 x 12	150	63	32	24

Application HSS
Utilisation générale
Matériaux faciles à usiner 800 N/mm²
Aciers non alliés ou faiblement alliés

Application HSS
General use
Non abrasive material up to 800 N/mm²
Unalloyed and low alloyed steel

Anwendung HSS
Für allgemeinen Einsatz
Gut zerspanbare Werkstoffe bis 800 N/mm²
Unlegierte und niedriglegierte Stähle

Applicazione HSS
Uso generale
Materiali con buona truciodibilità
fino a 800 N/mm²
Acciai non legati e poco legati

Aplicación HSS
Para uso general
Materiales de buena mecanización
hasta 800 N/mm²
Aceros no aleados y de baja aleación

Aplicações HSS
Para uso geral
Materiais de mecanização buena
até 800 N/mm²
Aços não aleados y de baja aleación

Nota : Possible de commander un numéro seul.
Possible to order one number.

N°1 : Réf : 12JXDUNFNR5N1H
N°3 : Réf : 12JXDUNFNR5N3H

- Comment commander.
- How to order.
- Wie bestellen.
- Come ordinare
- Como ordenar
- Como encomendar

Ex : commande

Jeu 2 tarauds main (DIN 2181)
filetage unifié pas fin (UNF)
UNF Nr5 x 44 HSS

Réf : 12JXDUNFNR5H

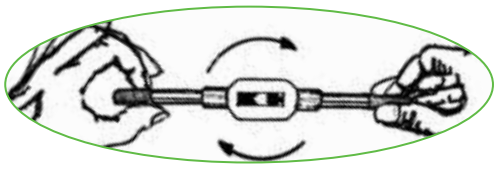

UNEF (C)

Cône d'entrée corrigée

ISO 529 HSS Tol. 2B

TARIF page 4

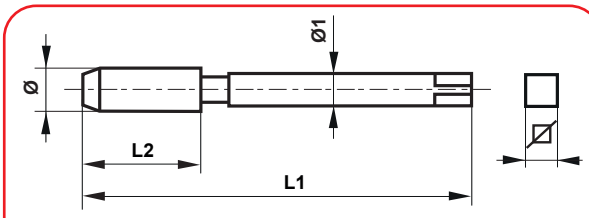

Jeu de tarauds main, cône d'entrée corrigé filetage unifié extra fin ANSI B 1.1.

Hand taps, non-serial form unified extra fine thread ANSI B 1.1.

Handgewindebohrer, konische ausführung amerikanisches extra-feingewinde ANSI B 1.1.

Maschi a mano, imbocco correcto filettatura unificata, serie extra-fina ANSI B1.1.

Macho mano, entrada rectificada serie extrafina ANSI B1.1.

Machos mano, entrada rectificada série extra-fina ANSI B1.1.

Réf. : 12JXUNEFC _ _ H

ISO 529 HSS

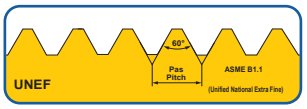

UNEFC ----	Pouce / Inch Ø		Nb filets	L1 mm	L2 mm	Ø1 mm	⌀ mm
14	1/4	x	32	66	19	6.3	5
516	5/16	x	32	72	22	8	6
38	3/8	x	32	80	24	10	8
716	7/16	x	28	85	25	8	6.3
12	1/2	x	28	89	29	9	7.1
916	**9/16**	**x**	**24**	**95**	**30**	**11.2**	**9**
58	5/8	x	24	102	32	12.5	10
34	3/4	x	20	112	37	14	11.2
78	7/8	x	20	118	38	16	12.5
1	1"	x	20	130	45	16	14

Application HSS

Utilisation générale

Matériaux faciles à usiner 800 N/mm²

Aciers non alliés ou faiblement alliés

Application HSS

General use

Non abrasive material up to 800 N/mm²

Unalloyed and low alloyed steel

Anwendung HSS

Für allgemeinen Einsatz

Gut zerspanbare Werkstoffe bis 800 N/mm²

Unlegierte und niedriglegierte Stähle

Applicazione HSS

Uso generale

Materiali con buona truciodibilità

fino a 800 N/mm²

Acciai non legati e poco legati

Aplicación HSS

Para uso general

Materiales de buena mecanización

hasta 800 N/mm²

Aceros no aleados y de baja aleación

Aplicações HSS

Para uso geral

Materiais de mecanização buena

até 800 N/mm²

Aços não aleados y de baja aleación

Nota : Possible de commander un numéro seul.
Possible to order one number.

N°1 : Réf : 12JXUNEFC9161H
N°2 : Réf : 12JXUNEFC9162H
N°3 : Réf : 12JXUNEFC9163H

Comment commander.
How to order.
Wie bestellen.

Come ordinare
Como ordenar
Como encomendar

Ex : commande

Jeu 3 tarauds main (ISO 529)
entrée corrigée
filetage unifié extra fin (UNEF)
UNEF 9/16 x 24 HSS
Réf : 12JXUNEFC916H

Web : http://www.sermaoutillage.eu - **Email** : serma@sermaoutillage.eu - **Tél.** : 00 33 (0)3 27.30.12.31 - **Fax** : 00 33 (0)3 27.30.17.13

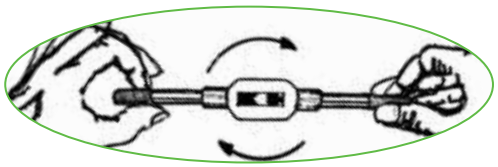

(G) BSP



DIN 5157 HSS

TARIF page 4

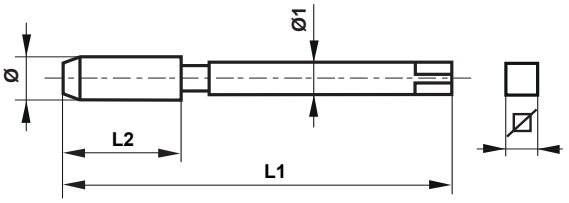

Jeu de tarauds main, rectifié étagé filetage gaz (BSP) DIN 5157.
Hand taps pipe-thread G (BSP) DIN 5157.
Handgewindebohrer rohrgewinde G (BSP) DIN 5157 DIN 5157.

Maschi a mano filettatura per tubi gas G (BSP) DIN 5157.
Macho mano rosca gas G (BSP) DIN 5157.
Machos manuais rosca para tubo G (BSP) DIN 5157.

Réf. : 11JXDBSP _ _ _ H

DIN 5157 HSS

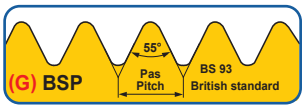

(G) BSP ----	Pouce / Inch Ø	Nb filets	L1 mm	L2 mm	Ø1 mm	⌀ mm
18	1/8	x 28	63	20	7	5.5
14	1/4	x 19	70	22	11	9
38	3/8	x 19	70	22	12	9
12	1/2	x 14	80	22	16	12
58	5/8	x 14	80	22	18	14.5
34	**3/4**	**x 14**	**90**	**22**	**20**	**16**
78	7/8	x 14	90	22	22	18
1	1"	x 11	100	25	25	20
118	1.1/8	x 11	125	40	28	22
114	1.1/4	x 11	125	40	32	24
138	1.3/8	x 11	140	40	36	29
112	1.1/2	x 11	140	40	36	29
158	1.5/8	x 11	140	40	40	32
134	1.3/4	x 11	140	40	40	32
2	2"	x 11	160	40	45	35
214	2.1/4	x 11	160	40	50	39
212	2.1/2	x 11	160	40	50	39
234	2.3/4	x 11	160	40	50	39
3	3"	x 11	160	40	50	39
312	3.1/2	x 11	180	45	56	44
4	4"	x 11	180	45	56	44

Application HSS
Utilisation générale
Matériaux faciles à usiner 800 N/mm²
Aciers non alliés ou faiblement alliés

Application HSS
General use
Non abrasive material up to 800 N/mm²
Unalloyed and low alloyed steel

Anwendung HSS
Für allgemeinen Einsatz
Gut zerspanbare Werkstoffe bis 800 N/mm²
Unlegierte und niedriglegierte Stähle

Applicazione HSS
Uso generale
Materiali con buona truciodibilità
fino a 800 N/mm²
Acciai non legati e poco legati

Aplicación HSS
Para uso general
Materiales de buena mecanización
hasta 800 N/mm²
Aceros no aleados y de baja aleación

Aplicações HSS
Para uso geral
Materiais de mecanização buena
até 800 N/mm²
Aços não aleados y de baja aleación

Nota : Possible de commander un numéro seul.
Possible to order one number.

N°1 : Réf : 11JXDBSP34N1H
N°3 : Réf : 11JXDBSP34N3H

Comment commander.
How to order.
Wie bestellen.

Come ordinare
Como ordenar
Como encomendar

Ex : commande
Jeu 2 tarauds main (DIN 5157) filetage gaz BSP
(G) BSP 3/4 x 14 HSS
Réf : 11JXDBSP34H

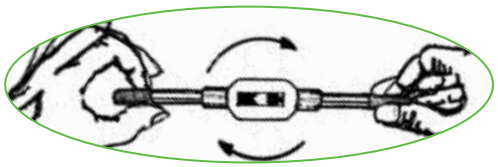

PG



DIN 40432 HSS

TARIF page 4

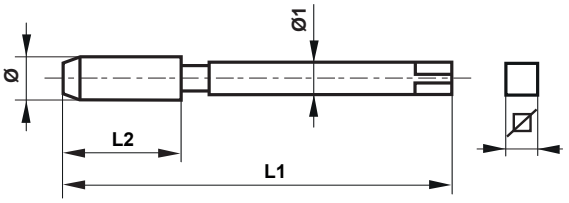

Jeu de Tarauds main, étagé filetage électrique (DIN 40 430).
Hand taps armoured tube thread (DIN 40 430).
Handgewindebohrer stahlpanzerrohr-gewinde (DIN 40 430).

Maschi a mano filettatura per tubi corazzati (DIN 40 430).
Macho mano rosca para tubos blindados (DIN 40 430).
Machos manuais rosca para tubos de conduçao eléctrica (DIN 40 430).

Réf. : 12JXDPG _ _ _ H

DIN 40432 HSS

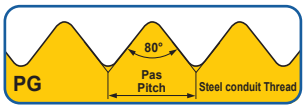

PG ----	ø mm		Pouce Inch Nb filets	L1 mm	L2 mm	Ø1 mm	⌀ mm
7	7	x	20	70	22	9	7
9	**9**	**x**	**18**	**70**	**22**	**12**	**9**
11	11	x	18	80	22	14	11
13.5	13.5	x	18	80	22	16	12
16	16	x	18	80	22	18	14.5
21	21	x	16	90	22	22	18
29	29	x	16	100	25	28	22
36	36	x	16	140	40	36	29
42	42	x	16	140	40	40	32
48	48	x	16	160	40	45	35

Application HSS
Utilisation générale
Matériaux faciles à usiner 800 N/mm²
Aciers non alliés ou faiblement alliés

Application HSS
General use
Non abrasive material up to 800 N/mm²
Unalloyed and low alloyed steel

Anwendung HSS
Für allgemeinen Einsatz
Gut zerspanbare Werkstoffe bis 800 N/mm²
Unlegierte und niedriglegierte Stähle

Applicazione HSS
Uso generale
Materiali con buona truciodibilità
fino a 800 N/mm²
Acciai non legati e poco legati

Aplicación HSS
Para uso general
Materiales de buena mecanización
hasta 800 N/mm²
Aceros no aleados y de baja aleación

Aplicações HSS
Para uso geral
Materiais de mecanização buena
até 800 N/mm²
Aços não aleados y de baja aleación

Nota : Possible de commander un numéro seul.
Possible to order one number.

N°1 : Réf : 12JXDPG9N1H
N°3 : Réf : 12JXDPG9N3H

Comment commander.
How to order.
Wie bestellen.

Come ordinare
Como ordenar
Como encomendar

Ex : commande
Jeu 2 tarauds main (DIN 40432) filetage électrique
PG 9 x 18 HSS
Réf : 12JXDPG9H

Web : http://www.sermaoutillage.eu - **Email** : serma@sermaoutillage.eu - **Tél.** : 00 33 (0)3 27.30.12.31 - **Fax** : 00 33 (0)3 27.30.17.13

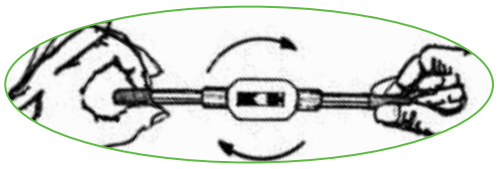

TR (P)



TARIF page 4

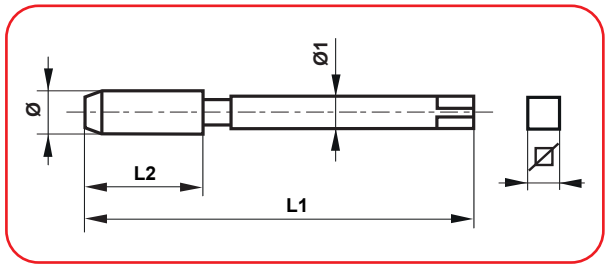

Jeu de Tarauds main, rectifié étagé filetage trapézoidal DIN 103.
Hand taps trapezoidal thread DIN 103.
Handgewindebohrer metrisches ISO-rapezgewinde DIN 103.
Maschi a mano filettatura trapeziodale metrica ISO 103.
Macho mano rosca trapezoidal DIN 103.
Machos manuais rosca trapezoidal métrica ISO 103.

Réf. : 10JXDTR _ _ _ H

DIN 103 **HSS**

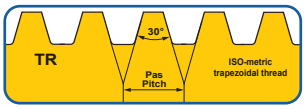

TR ----	ø mm		Pas Pitch mm	L1 mm	L2 mm	Ø1 mm	⌀ mm
102	10	x	2	90	34	7	5.5
103	10	x	3	100	40	7	5.5
123	12	x	3	110	40	8	6.2
143	14	x	3	130	45	10	8
144	14	x	4	130	55	10	8
164	**16**	**x**	**4**	**140**	**55**	**11**	**9**
184	18	x	4	150	55	12	9
204	20	x	4	160	55	14	11
225	22	x	5	175	65	16	12
245	24	x	5	190	65	18	14.5
265	26	x	5	210	70	20	16
285	28	x	5	220	70	22	18
306	30	x	6	240	80	22	18
326	32	x	6	255	80	25	20



Application HSS
Utilisation générale
Matériaux faciles à usiner 800 N/mm²
Aciers non alliés ou faiblement alliés

Application HSS
General use
Non abrasive material up to 800 N/mm²
Unalloyed and low alloyed steel

Anwendung HSS
Für allgemeinen Einsatz
Gut zerspanbare Werkstoffe bis 800 N/mm²
Unlegierte und niedriglegierte Stähle

Applicazione HSS
Uso generale
Materiali con buona truciodibilità
fino a 800 N/mm²
Acciai non legati e poco legati

Aplicación HSS
Para uso general
Materiales de buena mecanización
hasta 800 N/mm²
Aceros no aleados y de baja aleación

Aplicações HSS
Para uso geral
Materiais de mecanização buena
até 800 N/mm²
Aços não aleados y de baja aleación

Nota : Possible de commander un numéro seul.
Possible to order one number.

N°1 : Réf : 10JXDTR164N1H
N°2 : Réf : 10JXDTR164N2H
N°3 : Réf : 10JXDTR164N3H

Comment commander.
How to order.
Wie bestellen.
Come ordinare
Como ordenar
Como encomendar

Ex : commande
Jeu 3 tarauds main (DIN103)
filetage trapézoïdal ébaucheur à pilote
TR 16 x 4 **HSS**
Réf : 10JXDTR164H

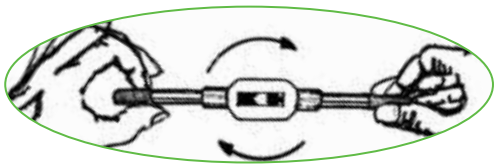



TARIF page 4

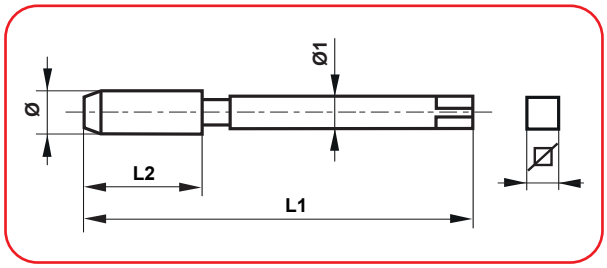

Jeu de tarauds main filetage métrique DIN 352 - (Co5%).
Hand taps metric DIN 352 - (Co5%).
Handgewindebohrer metrisches DIN 352 - (Co5%).
Maschi a mano filettatura metrica DIN 352 - (Co5%).
Macho mano métrica DIN 352 - (Co5%).
Machos manuais rosca métrica DIN 352 - (Co5%).

Réf. : 10JXDM _ _ _ E

DIN 352 **HSS-E (Co5%)** **Tol. ISO 2/6H**

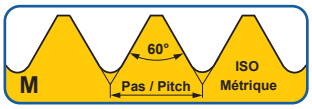

M ----	Ø x Pas Ø x Pitch	L1 mm	L2 mm	Ø1 mm	⌀ mm
3050	3 x 0.50	40	11	3.5	2.7
4070	4 x 0.70	45	13	4.5	3.4
5080	5 x 0.80	50	16	6	4.9
6100	6 x 1.00	50	19	6	4.9
8125	8 x 1.25	56	22	6	4.9
10150	**10 x 1.50**	**70**	**24**	**7**	**5.5**
12175	12 x 1.75	75	29	9	7
14200	14 x 2.00	80	30	11	9
16200	16 x 2.00	80	32	12	9
18250	18 x 2.50	95	40	14	11
20250	20 x 2.50	95	40	16	12
22250	22 x 2.50	100	40	18	14.5
24300	24 x 3.00	110	50	18	14.5
27300	27 x 3.00	110	50	20	16
30350	30 x 3.50	125	56	22	18

Application (HSS-E)
Tenue de coupe élevée
Matériaux difficiles à usiner
Aciers jusqu' à 1300 N/mm²
Utilisation générale

Application (HSS-E)
High cutting ability
Abrasive material
Steels up to 1300 N/mm²
General use

Anwendung (HSS-E)
Hohe Schneidhaltigkeit
Schwer zerspanbare Werkstoffe
Stähle bis 1300 N/mm²
Sowie für allgemeinen Einsatz

Applicazione (HSS-E)
Elevata durezza
Materiali di difficile truciolabilità
Acciaio R fino a 1.300 N/mm²
Uso universale

Aplicación (HSS-E)
Gran capacidad de corte
Materiales abrasivos
Aceros hasta 1.300 N/mm²
Uso general

Aplicações (HSS-E)
Alta capacidade de corte
Materiais difícil de usinar
Aços até 1.300 N/mm²
Uso geral

Nota : Possible de commander un numéro seul.
Possible to order one number.

N°1 : Réf : 10JXDM10150N1E
N°2 : Réf : 10JXDM10150N2E
N°3 : Réf : 10JXDM10150N3E

Comment commander.
How to order.
Wie bestellen.
Come ordinare
Como ordenar
Como encomendar

Ex : commande
Jeu 3 tarauds main (DIN352) filetage métrique
M 10 x 150 **HSS-E**
Réf : 10JXDM10150E

Web : http://www.sermaoutillage.eu - **Email** : serma@sermaoutillage.eu - **Tél.** : 00 33 (0)3 27.30.12.31 - **Fax** : 00 33 (0)3 27.30.17.13

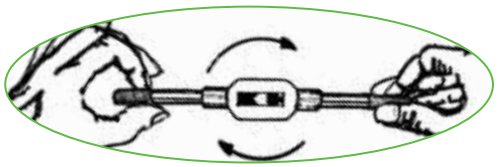

M (P)

DIN 352 HSS-E (Co5%) Tol. ISO2/6H

TARIF page 4

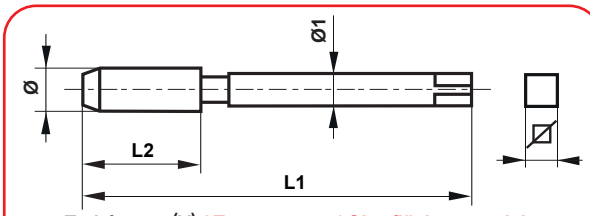

Traité vapo (V) / Treaty steam / Oberfläche vaporisiert
Trattamento vaporizzato / tratadas al vaporizado / vaporizado

Jeu de tarauds main, étagé filetage métrique DIN 13 ébaucheur à pilote.
Hand taps metric DIN 13 rougher piloted.
Handgewindebohrer metrisches DIN 13 vorschneider mit führungszapfen.

Maschi a mano filettatura metrica DIN 13 sgrossatore con guida.
Macho mano métrica DIN 13 desbaste con punta piloto.
Machos manuais rosca métrica DIN 13 com guia piloto.

Réf. : 10JXDMP _ _ EVAPO

DIN 352 HSS-E + (VAPO) Tol. ISO 2/6H

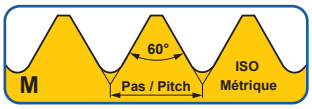

M ----	Ø x Pas Ø x Pitch	L1 mm	L2 mm	Ø1 mm	⌀ mm
3050	3 x 0.50	40	11	3.5	2.7
4070	4 x 0.70	45	13	4.5	3.4
5080	5 x 0.80	50	16	6	4.9
6100	6 x 1.00	50	19	6	4.9
8125	8 x 1.25	56	22	6	4.9
10150	10 x 1.50	70	24	7	5.5
12175	12 x 1.75	75	29	9	7

Application (HSS-E) / VAPO
Acier résistant jusqu'á 1300 N/mm²
Acier fortements alliés
Aciers réractaires
Aciers inoxydables
Aciers alliés
Fonte moulée grise

Application (HSS-E) / VAPO
wear resistant steel up to 1300 N/mm²
High alloy steel
Heat resistant steel
Stainless steel
Alloy tool steel
Cast iron

Anwendung (HSS-E) / VAPO
Verschleißfeste Stähle bis 1300 N/mm²
Hochlegierte Stähle
Hitzebeständige Stähle
Rostfreie Stähle
Legierte Werkzeugstähle
Grauguss

Applicazione (HSS-E) / VAPO
Acciaio ad alta resistenza R a 1300 N/mm²
Acciaio alto legato
Acciaio resistenti al calore
Acciaio inossidabili
Acciaio per utensili legato
Ghisia grigia

Aplicación (HSS-E) / VAPO
Aceros muy resitentes hasta 1300 N/mm²
Aceros fuertamente aleados
Aceros resistente al calor
Aceros inoxidables
Aceros para herramientas
Fundición gris

Aplicações (HSS-E) / VAPO
Aços resistentes ao desgaste até 1300 N/mm²
Aços de alta liga
Aços resistentes ao calor
Aços inoxidáveis
Aços para ferramentas ligados
Fundição cinzentaAços não aleados y de baja aleación

Nota : Possible de commander un numéro seul.
Possible to order one number.

Réf : 10JXDMP6100N1EVAPO
Réf : 10JXDMP6100N2EVAPO
Réf : 10JXDMP6100N3EVAPO

Comment commander.
How to order.
Wie bestellen.

Come ordinare
Como ordenar
Como encomendar

Ex : commande
Jeu 3 tarauds main (DIN352)
filetage métrique ébaucheur avec pilote
M 6 x100 HSS-E (VAPO)
Réf : 10JXDMP6100EVAPO

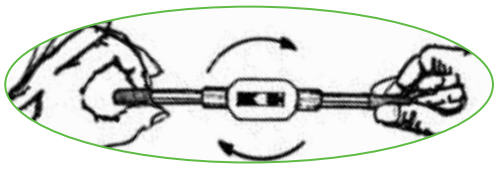

MF



DIN 2181 HSS-E (Co5%) Tol. ISO 2/6H

TARIF page 4

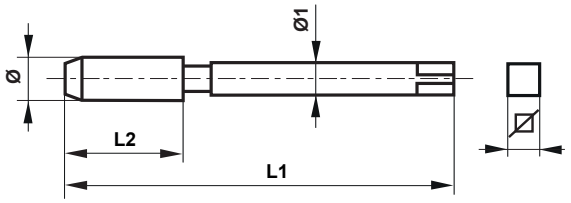

Jeu de tarauds main, filetage métrique pas fin DIN 2181 - (Co5%).
Hand taps metric-fine DIN 2181 - (Co5%).
Handgewindebohrer metrisches feingewinde DIN 2181 - (Co5%).
Maschi a mano filettatura metrica fina DIN 2181 - (Co5%).
Macho mano métrica fina DIN 2181 - (Co5%).
Machos manuais rosca métrica fina DIN 2181 - (Co5%).

Réf. : 10JXDMF _ _ _ E

DIN 2181 HSS-E (Co5%) Tol. ISO 2/6H

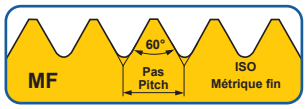

MF pas fin fine ----	ø mm		Pas Pitch mm	L1 mm	L2 mm	Ø1 mm	⌀ mm
6075	6	x	0.75	50	14	6	4.9
8075	**8**	**x**	**0.75**	**50**	**19**	**6**	**4.9**
8100	8	x	1.00	56	22	6	4.9
10100	10	x	1.00	63	20	7	5.5
10125	10	x	1.25	70	24	7	5.5
12100	12	x	1.00	70	22	9	7
12125	12	x	1.25	70	22	9	7
12150	12	x	1.50	70	22	9	7
14125	14	x	1.25	70	22	11	9
14150	14	x	1.50	70	22	11	9
16150	16	x	1.50	70	22	12	9
18150	18	x	1.50	80	22	14	11
18200	8	x	2.00	80	22	14	11
20150	20	x	1.50	80	22	16	12
20200	20	x	2.00	80	22	16	12
22150	22	x	1.50	80	22	18	14.5
22200	22	x	2.00	80	22	18	14.5
24150	24	x	1.50	90	22	18	14.5



Application (HSS-E)
Tenue de coupe élevée
Matériaux difficiles à usiner
Aciers jusqu' à 1300 N/mm²
Utilisation générale

Application (HSS-E)
High cutting ability
Abrasive material
Steels up to 1300 N/mm²
General use

Anwendung (HSS-E)
Hohe Schneidhaltigkeit
Schwer zerspanbare Werkstoffe
Stähle bis 1300 N/mm²
Sowie für allgemeinen Einsatz

Applicazione (HSS-E)
Elevata durezza
Materiali di difficile truciolabilità
Acciaio R fino a 1300 N/mm²
Uso universale

Aplicación (HSS-E)
Gran capacidad de corte
Materiales abrasivos
Aceros hasta 1300 N/mm²
Uso general

Aplicações (HSS-E)
Alta capacidade de corte
Materiais difícil de usinar
Aços até 1300 N/mm²
Uso geral

Nota : Possible de commander un numéro seul.
Possible to order one number.

N°1 : Réf : 10JXDMF8075N1E
N°3 : Réf : 10JXDMF8075N3E

Comment commander.
How to order.
Wie bestellen.
Come ordinare
Como ordenar
Como encomendar

Ex : commande

Jeu 2 tarauds main (DIN2181) filetage métrique fin

MF 8 x 0.75 HSS-E (Co5%)

Réf : 10JXDMF8075E

Web : http://www.sermaoutillage.eu - **Email** : serma@sermaoutillage.eu - **Tél.** : 00 33 (0)3 27.30.12.31 - **Fax** : 00 33 (0)3 27.30.17.13

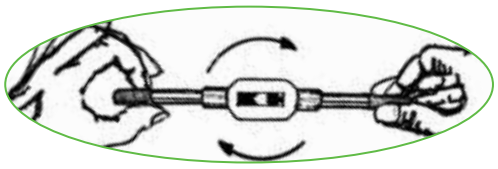

(G) BSP



DIN 5157 HSS-E (Co5%)

TARIF page 4

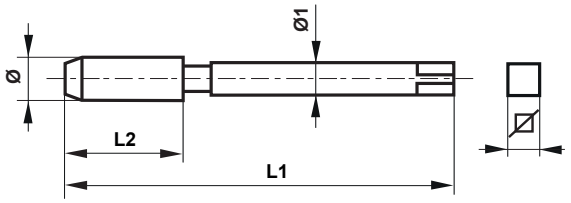

Jeu de tarauds main, rectifié étagé filetage gaz (BSP) DIN 5157.
Hand taps pipe-thread G (BSP) DIN 5157.
Handgewindebohrer rohrgewinde G (BSP) DIN 5157.
Maschi a mano filettatura per tubi gas G (BSP) DIN 5157.
Macho mano rosca gas G (BSP) DIN 5157.
Machos manuais rosca para tubo G (BSP) DIN 5157.

Réf. : 11JXDBSP _ _ _ E

DIN 5157 HSS-E (Co5%)

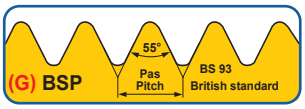

(G) BSP ----	Pouce / Inch Ø	Nb filets	L1 mm	L2 mm	Ø1 mm	⌀ mm
18	1/8	x 28	63	20	7	5.5
14	**1/4**	**x 19**	**70**	**22**	**11**	**9**
38	3/8	x 19	70	22	12	9
12	1/2	x 14	80	22	16	12
34	3/4	x 14	90	22	20	16
1	1"	x 11	100	25	25	20

Application (HSS-E)
Tenue de coupe élevée
Matériaux difficiles à usiner
Aciers jusqu' à 1300 N/mm²
Utilisation générale

Application (HSS-E)
High cutting ability
Abrasive material
Steels up to 1300 N/mm²
General use

Anwendung (HSS-E)
Hohe Schneidhaltigkeit
Schwer zerspanbare Werkstoffe
Stähle bis 1300 N/mm²
Sowie für allgemeinen Einsatz

Applicazione (HSS-E)
Elevata durezza
Materiali di difficile truciolabilità
Acciaio R fino a 1300 N/mm²
Uso universale

Aplicación (HSS-E)
Gran capacidad de corte
Materiales abrasivos
Aceros hasta 1300 N/mm²
Uso general

Aplicações (HSS-E)
Alta capacidade de corte
Materiais difícil de usinar
Aços até 1300 N/mm²
Uso geral

Nota : Possible de commander un numéro seul.
Possible to order one number.

N°1 : Réf : 11JXDBSP14N1E
N°3 : Réf : 11JXDBSP14N3E

Comment commander.
How to order.
Wie bestellen.
Come ordinare
Como ordenar
Como encomendar

Ex : commande
Jeu 2 tarauds main (DIN 5157) filetage gaz BSP
Ø 1/4 x 19 HSS-E (Co5%)
Réf : 11JXDBSP14E

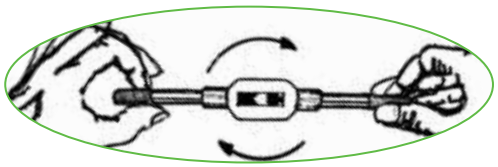

M (LH)



DIN 352 HSS Tol. ISO 2/6H

TARIF page 4

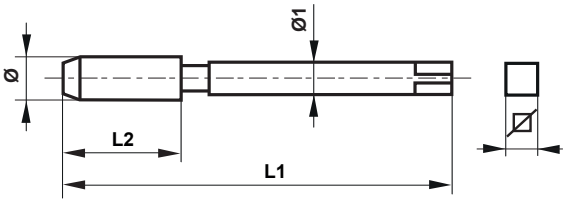

Jeu de tarauds main, coupe à gauche filetage métrique DIN 13.
Hand taps, left hand metric DIN 13.
Handgewindebohrer, linksgewinde metrisches DIN 13.

Maschi a mano, filetto sinistro filettatura metrica fine ISO DIN 13.
Macho mano, izquierdas métrica ISO-rosca DIN 13.
Machos manuais, rosca esquerda rosca métrica ISO DIN 13.

Réf. : 10JXDM _ _ LHH

DIN 352 HSS Tol. ISO 2/6H

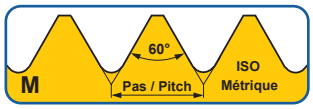

M ----	Ø x Pas Ø x Pitch mm	L1 mm	L2 mm	Ø1 mm	⌀ mm
3050	3 x 0.50	40	11	3.5	2.7
4070	4 x 0.70	45	13	4.5	3.4
5080	5 x 0.80	50	16	6	4.9
6100	6 x 1.00	50	19	6	4.9
8125	8 x 1.25	56	22	6	4.9
10150	**10 x 1.50**	**70**	**24**	**7**	**5.5**
12175	12 x 1.75	75	29	9	7
14200	14 x 2.00	80	30	11	9
16200	16 x 2.00	80	32	12	9
18250	18 x 2.50	95	40	14	11
20250	20 x 2.50	95	40	16	12

M ----	Ø x Pas Ø x Pitch mm	L1 mm	L2 mm	Ø1 mm	⌀ mm
22250	22 x 2.50	100	40	18	14.5
24300	24 x 3.00	110	50	18	14.5
27300	27 x 3.00	110	50	20	16
30350	30 x 3.50	125	56	22	18
33350	33 x 3.50	125	56	25	20
36400	36 x 4.00	150	63	28	22
39400	39 x 4.00	150	63	32	24
42450	42 x 4.50	150	63	32	24
45450	45 x 4.50	160	70	36	29
48500	48 x 5.00	180	75	36	29
52500	52 x 5.00	180	75	40	32

Application HSS
Utilisation générale
Matériaux faciles à usiner 800 N/mm²
Aciers non alliés ou faiblement alliés

Application HSS
General use
Non abrasive material up to 800 N/mm²
Unalloyed and low alloyed steel

Anwendung HSS
Für allgemeinen Einsatz
Gut zerspanbare Werkstoffe bis 800 N/mm²
Unlegierte und niedriglegierte Stähle

Applicazione HSS
Uso generale
Materiali con buona truciodibilità
fino a 800 N/mm²
Acciai non legati e poco legati

Aplicación HSS
Para uso general
Materiales de buena mecanización
hasta 800 N/mm²
Aceros no aleados y de baja aleación

Aplicações HSS
Para uso geral
Materiais de mecanização buena
até 800 N/mm²
Aços não aleados y de baja aleación

Nota : Possible de commander un numéro seul.
Possible to order one number.

N°1 : Réf : 10JXDM10150N1LHH
N°2 : Réf : 10JXDM10150N2LHH
N°3 : Réf : 10JXDM10150N3LHH

Comment commander.
How to order.
Wie bestellen.

Come ordinare
Como ordenar
Como encomendar

Ex : commande
Jeu 3 tarauds main (DIN 352)
filetage métrique à gauche
M10 x 150 (LH) HSS
Réf : 10JXDM10150LHH

Web : http://www.sermaoutillage.eu - **Email** : serma@sermaoutillage.eu - **Tél.** : 00 33 (0)3 27.30.12.31 - **Fax** : 00 33 (0)3 27.30.17.13

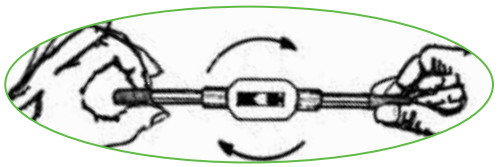

MF (LH)

N1 N3

DIN 2181 HSS Tol. ISO 2/6H

TARIF page 4

TARIF page 5

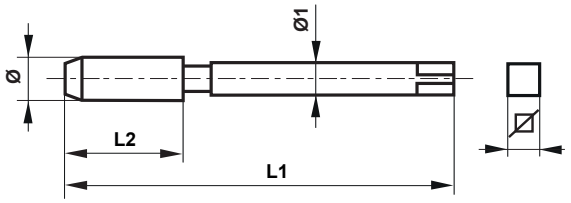

Jeu de tarauds main, coupe à gauche filetage métrique pas fin DIN 13.
Hand taps, left hand metric-fine DIN 13.
Handgewindebohrer, linksgewinde metrisches DIN 13.

Maschi a mano, filetto sinistro filettatura metrica fine DIN 13.
Macho mano, izquierdas métrica fina DIN 13.
Machos manuais, rosca esquerda rosca métrica fina DIN 13.

Réf. : 10JXDMF _ _ LHH

DIN 2181 HSS Tol. ISO 2/6H

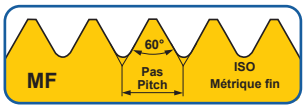

MF pas fin Pitch fine ----	Ø x Pas Ø x Pitch mm	L1 mm	L2 mm	Ø1 mm	⌀ mm
6075	6 x 0.75	50	14	6	4.9
8075	8 x 0.75	50	19	6	4.9
8100	8 x 1.00	56	22	6	4.9
10100	10 x 1.00	63	20	7	5.5
10125	10 x 1.25	70	24	7	5.5
12100	**12 x 1.00**	**70**	**22**	**9**	**7**
12125	12 x 1.25	70	22	9	7
12150	12 x 1.50	70	22	9	7
14125	14 x 1.25	70	22	11	9
14150	14 x 1.50	70	22	11	9

MF pas fin Pitch fine ----	Ø x Pas Ø x Pitch mm	L1 mm	L2 mm	Ø1 mm	⌀ mm
16100	16 x 1.00	70	22	12	9
16150	16 x 1.50	70	22	12	9
18150	18 x 1.50	80	22	14	11
20150	20 x 1.50	80	22	16	12
22150	22 x 1.50	80	22	18	14.5
24150	24 x 1.50	90	22	18	14.5
24200	24 x 2.00	90	22	18	14.5
30150	30 x 1.50	90	22	22	18
30200	30 x 2.00	90	22	22	18

Application HSS
Utilisation générale
Matériaux faciles à usiner 800 N/mm²
Aciers non alliés ou faiblement alliés

Application HSS
General use
Non abrasive material up to 800 N/mm²
Unalloyed and low alloyed steel

Anwendung HSS
Für allgemeinen Einsatz
Gut zerspanbare Werkstoffe bis 800 N/mm²
Unlegierte und niedriglegierte Stähle

Applicazione HSS
Uso generale
Materiali con buona truciodibilità
fino a 800 N/mm²
Acciai non legati e poco legati

Aplicación HSS
Para uso general
Materiales de buena mecanización
hasta 800 N/mm²
Aceros no aleados y de baja aleación

Aplicações HSS
Para uso geral
Materiais de mecanização buena
até 800 N/mm²
Aços não aleados y de baja aleación

Nota : Possible de commander un numéro seul.
Possible to order one number.

N°1 : Réf : 10JXDMF12100N1LHH
N°3 : Réf : 10JXDMF12100N3LHH

Comment commander.
How to order.
Wie bestellen.

Come ordinare
Como ordenar
Como encomendar

Ex : commande
Jeu 2 tarauds main (DIN 2181) filetage métrique fin
MF 12 x 1.00 (LH) HSS
Réf : 10JXDMF12100LHH

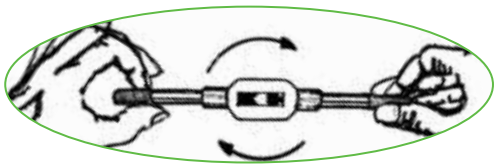

BSW (LH)



DIN 352 HSS

TARIF page 5

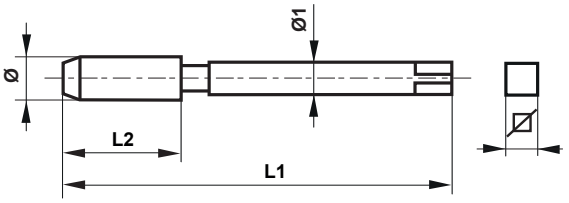

Jeu de tarauds main, coupe à gauche filetage Whitworth BS 84.
Hand taps, left hand Whitworth-thread BS 84.
Handgewindebohrer, linksgewinde Whitworth-gewinde BS 84.

Maschi a mano, filetto sinistro filettatura Whitworth BS 84.
Macho mano, izquierdas rosca Withworth BS 84.
Machos manuais, rosca esquerda rosca Whitworth BS 84.

Réf. : 13JXDBSW _ _ LHH

DIN 352 HSS

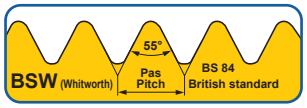

BSW ----	Pouce / Inch Ø		Nb filets	L1 mm	L2 mm	Ø1 mm	⌀ mm
18	1/8	x	40	40	12	3.5	2.7
532	5/32	x	32	45	14	4.5	3.4
316	3/16	x	24	50	18	6	4.9
14	1/4	x	20	50	19	6	4.9
516	5/16	x	18	56	22	6	4.9
38	**3/8**	**x**	**16**	**70**	**24**	**7**	**5.5**
716	7/16	x	14	70	24	8	6.2
12	1/2	x	12	75	29	9	7
916	9/16	x	12	80	30	11	9
58	5/8	x	11	80	32	12	9
34	3/4	x	10	95	40	14	11
78	7/8	x	9	100	40	18	14.5
1	1"	x	8	110	50	18	14.5

Application HSS
Utilisation générale
Matériaux faciles à usiner 800 N/mm²
Aciers non alliés ou faiblement alliés

Application HSS
General use
Non abrasive material up to 800 N/mm²
Unalloyed and low alloyed steel

Anwendung HSS
Für allgemeinen Einsatz
Gut zerspanbare Werkstoffe bis 800 N/mm²
Unlegierte und niedriglegierte Stähle

Applicazione HSS
Uso generale
Materiali con buona truciodibilità
fino a 800 N/mm²
Acciai non legati e poco legati

Aplicación HSS
Para uso general
Materiales de buena mecanización
hasta 800 N/mm²
Aceros no aleados y de baja aleación

Aplicações HSS
Para uso geral
Materiais de mecanização buena
até 800 N/mm²
Aços não aleados y de baja aleación

Nota : Possible de commander un numéro seul.
Possible to order one number.

N°1 : Réf : 13JXDBSW38N1LHH
N°2 : Réf : 13JXDBSW38N2LHH
N°3 : Réf : 13JXDBSW38N3LHH

Comment commander.
How to order.
Wie bestellen.

Come ordinare
Como ordenar
Como encomendar

Ex : commande
Jeu 3 tarauds main (DIN 352)
filetage BSW à gauche
BSW3/8x16 (LH) HSS
Réf : 13JXDBSW38LHH

Web : http://www.sermaoutillage.eu - **Email** : serma@sermaoutillage.eu - **Tél.** : 00 33 (0)3 27.30.12.31 - **Fax** : 00 33 (0)3 27.30.17.13

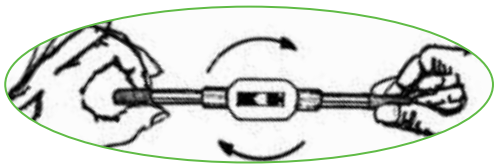

UNC (LH)



DIN 352 HSS Tol. 2B

TARIF page 5

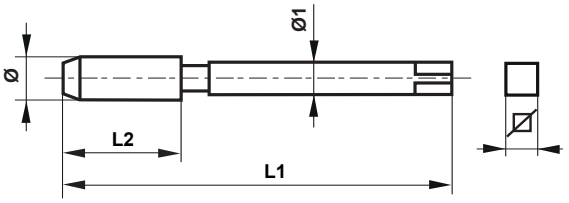

Jeu de tarauds main, coupe à gauche filetage unifié ANSI B 1.1.
Hand taps, left hand unified thread ANSI B 1.1.
Handgewindebohrer, linksgewinde amerikanisches gewinde ANSI B 1.1.

Maschi a mano, filetto sinistro filettatura unificata ANSI B1.1.
Macho mano, izquierdas unified thread ANSI B 1.1.
Machos manuais, rosca esquerda rosca unificada ANSI B1.1.

Réf. : 12JXDUNC _ _ LHH

DIN 352 HSS To.2B

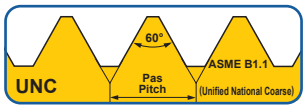

UNC ----	Pouce / Inch Ø Nb filets	L1 mm	L2 mm	Ø1 mm	⌀ mm
NR 6	Nr. 6 x 32	45	14	4	3
NR 8	Nr. 8 x 32	45	14	4.5	3.4
NR 10	Nr. 10 x 24	50	16	6	4.9
NR 12	Nr. 12 x 24	50	18	6	4.9
14	1/4 x 20	50	19	6	4.9
516	**5/16 x 18**	**56**	**22**	**6**	**4.9**
38	3/8 x 16	70	24	7	5.5
716	7/16 x 14	70	24	8	6.2
12	1/2 x 13	75	29	9	7
916	9/16 x 12	80	30	11	9
58	5/8 x 11	80	32	12	9
34	3/4 x 10	95	40	14	11
78	7/8 x 9	100	40	18	14.5
1	1" x 8	110	50	18	14.5

Application HSS
Utilisation générale
Matériaux faciles à usiner 800 N/mm²
Aciers non alliés ou faiblement alliés

Application HSS
General use
Non abrasive material up to 800 N/mm²
Unalloyed and low alloyed steel

Anwendung HSS
Für allgemeinen Einsatz
Gut zerspanbare Werkstoffe bis 800 N/mm²
Unlegierte und niedriglegierte Stähle

Applicazione HSS
Uso generale
Materiali con buona truciodibilità
fino a 800 N/mm²
Acciai non legati e poco legati

Aplicación HSS
Para uso general
Materiales de buena mecanización
hasta 800 N/mm²
Aceros no aleados y de baja aleación

Aplicações HSS
Para uso geral
Materiais de mecanização buena
até 800 N/mm²
Aços não aleados y de baja aleación

Nota : Possible de commander un numéro seul.
Possible to order one number.

N°1 : Réf : 12JXDUNC516N1LHH
N°2 : Réf : 12JXDUNC516N2LHH
N°3 : Réf : 12JXDUNC516N3LHH

Comment commander.
How to order.
Wie bestellen.

Come ordinare
Como ordenar
Como encomendar

Ex : commande

Jeu 3 tarauds main (DIN 352)
Filetage UNC à gauche
UNC 5/16 x 18 (LH) HSS
Réf : 12JXDUNC516LHH

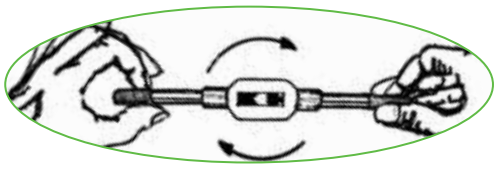

UNF (LH)

DIN 352 HSS Tol. 2B

TARIF page 5

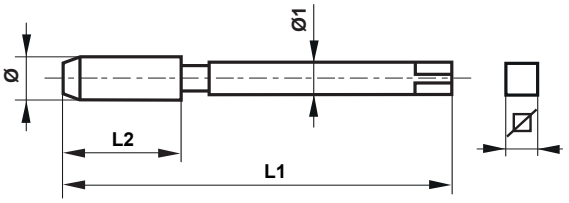

Jeu de tarauds main, coupe à gauche filetage unifié ANSI B 1.1.
Hand taps, left hand unified thread ANSI B 1.1.
Handgewindebohrer, linksgewinde amerikanisches gewinde ANSI B 1.1.

Maschi a mano, filetto sinistro filettatura unificata ANSI B1.1.
Macho mano, izquierdas unified thread ANSI B 1.1.
Machos manuais, rosca esquerda rosca unificada ANSI B1.1.

Réf. : 12JXDUNF _ _ LHH

DIN 352 HSS To.2B

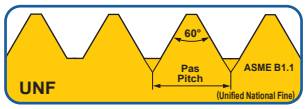

UNF ----	Pouce / Inch Ø Nb filets	L1 mm	L2 mm	Ø1 mm	⌀ mm
NR 10	Nr. 10 x 32	45	14	6	4.9
14	1/4 x 28	50	18	6	4.9
516	5/16 x 24	56	22	6	4.9
38	3/8 x 24	63	22	7	5.5
716	**7/16 x 20**	**63**	**22**	**8**	**6.2**
12	1/2 x 20	75	24	9	7
916	9/16 x 18	80	28	11	9
58	5/8 x 18	80	28	12	9
34	3/4 x 16	95	32	14	11
78	7/8 x 14	100	36	18	14.5
1	1" x 12	110	40	18	14.5

Application HSS
Utilisation générale
Matériaux faciles à usiner 800 N/mm²
Aciers non alliés ou faiblement alliés

Application HSS
General use
Non abrasive material up to 800 N/mm²
Unalloyed and low alloyed steel

Anwendung HSS
Für allgemeinen Einsatz
Gut zerspanbare Werkstoffe bis 800 N/mm²
Unlegierte und niedriglegierte Stähle

Applicazione HSS
Uso generale
Materiali con buona truciodibilità
fino a 800 N/mm²
Acciai non legati e poco legati

Aplicación HSS
Para uso general
Materiales de buena mecanización
hasta 800 N/mm²
Aceros no aleados y de baja aleación

Aplicações HSS
Para uso geral
Materiais de mecanização buena
até 800 N/mm²
Aços não aleados y de baja aleación

Nota : Possible de commander un numéro seul.
Possible to order one number.

N°1 : Réf : 12JXDUNF716N1LHH
N°3 : Réf : 12JXDUNF716N3LHH

Comment commander.
How to order.
Wie bestellen.
Come ordinare
Como ordenar
Como encomendar

Ex : commande
Jeu 2 tarauds main (DIN 352)
filetage UNF à gauche
UNF 7/16 x 20 (LH) HSS
Réf : 12JXDUNF716LHH

Web : http://www.sermaoutillage.eu - **Email** : serma@sermaoutillage.eu - **Tél.** : 00 33 (0)3 27.30.12.31 - **Fax** : 00 33 (0)3 27.30.17.13

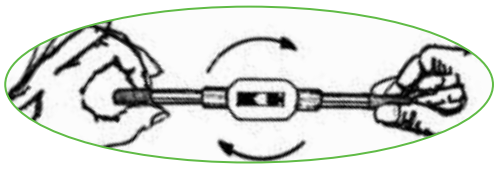

(G) BSP (LH)



TARIF page 5

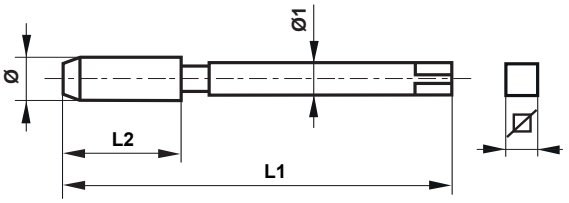

Jeu de tarauds main, coupe à gauche filetage pas gaz DIN 5157.
Hand taps, left hand pipe-thread DIN 5157.
Handgewindebohrer, linksgewinde rohrgewinde DIN 5157.

Maschi a mano, filetto sinistro filettatura per tubi gas DIN 5157.
Macho mano, izquierdas rosca gas DIN 5157.
Machos manuais, rosca esquerda rosca para tubo DIN 5157.

Réf. : 11JXDBSP _ _ _ LHH

DIN 5157 HSS

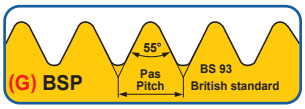

(G) BSP ----	Pouce / Inch Ø	Nb filets	L1 mm	L2 mm	Ø1 mm	⌀ mm
18	1/8	x 28	63	20	7	5.5
14	1/4	x 19	70	22	11	9
38	3/8	x 19	70	22	12	9
12	1/2	x 14	80	22	16	12
58	5/8	x 14	80	22	18	14.5
34	3/4	x 14	90	22	20	16
1	1"	x 11	100	25	25	20
118	1.1/8	x 11	125	40	28	22
114	1.1/4	x 11	125	40	32	24
138	1.3/8	x 11	140	40	36	29
112	1.1/2	x 11	140	40	36	29
134	**1.3/4**	**x 11**	**140**	**40**	**40**	**32**
2	2"	x 11	160	40	45	35

Application HSS
Utilisation générale
Matériaux faciles à usiner 800 N/mm²
Aciers non alliés ou faiblement alliés

Application HSS
General use
Non abrasive material up to 800 N/mm²
Unalloyed and low alloyed steel

Anwendung HSS
Für allgemeinen Einsatz
Gut zerspanbare Werkstoffe bis 800 N/mm²
Unlegierte und niedriglegierte Stähle

Applicazione HSS
Uso generale
Materiali con buona truciodibilità
fino a 800 N/mm²
Acciai non legati e poco legati

Aplicación HSS
Para uso general
Materiales de buena mecanización
hasta 800 N/mm²
Aceros no aleados y de baja aleación

Aplicações HSS
Para uso geral
Materiais de mecanização buena
até 800 N/mm²
Aços não aleados y de baja aleación

Nota : Possible de commander un numéro seul.
Possible to order one number.

N°1 : Réf : 11JXDBSP134N1LHH
N°3 : Réf : 11JXDBSP134N3LHH

Comment commander.
How to order.
Wie bestellen.

Come ordinare
Como ordenar
Como encomendar

Ex : commande
Jeu 2 tarauds main (DIN 5157)
filetage BSP à gauche
BSP 1.3/4 x 11 (LH) HSS
Réf : 11JXDBSP134LHH

Web : http://www.sermaoutillage.eu - **Email** : serma@sermaoutillage.eu - **Tél.** : 00 33 (0)3 27.30.12.31 - **Fax** : 00 33 (0)3 27.30.17.13

Index D

TARAUDS MACHINE COURTS.
SHORT MACHINE TAPS.
EINSCHNITTGEWINDEBOHRER.
MASCHI A MACCHINA CORTI.
MACHO MÁQUINA CORTOS.
MACHOS MÁQUINA CURTOS.

Infos tech : P 60 P 61 P 62 P 63 P 64 P 65 P 66

Type	Forme A	Forme B	Forme C	Forme D	CH 15°	CH 35°	B-AZ
M		P67	P67			P67	P67
M (ISO 529)		P68				P69	P68
MF				P70			
BSW				P71			
W (DIN 477)			P72				
UNC				P73			
UNF				P73			
G (BSP)				P74			
Rc (BSPT)		P75	P75			P75	
Rp (BSPP)			P76			P76	
PG				P77			
NPT		P78	P78			P78	
NPT-LH			P79				
NPTF		P80				P80	
NPS			P81			P81	

Entrée 6-8 filets, pour trous débouchant courts.
6-8 threads lead, for short through holes.
6-8 gang anschnitt, für kurze durchgangslöcher.
6-8 imbocco per fori pasanti corti.
6-8 hilos de entrada, agujeros passantes cortos.
6-8 fios de entrada para furo passante cortos.

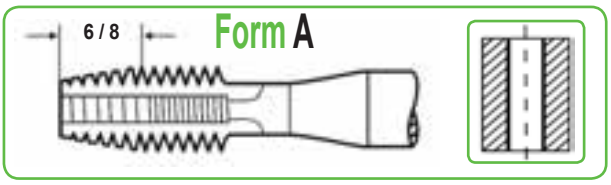

4-5 filets, avec entrée GUN, pour trous débouchants.
4-5 threads Lead with spiral point for through holes.
4-5 gang mit Schälanschnitt, für alle durchgangslöcher.
4-5 spire imbocco con imbocco corretto tutti fori passanti.
4-5 hilos de entrada con punta espiral, agujero pasantes.
4-5 fios de entrada com punto helicoidal para furos passantes.

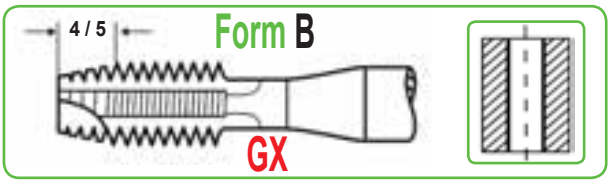

Entrée 4-5 filets avec entrée GUN et denture alternée pour trous débouchants.
4-5 threads Lead with Spiral Point and interrupted threads for through holes.
4-5 Gang mit Schälanschnitt und ausgesetzten Zähnen für Durchgangslöcher.
4-5 imbocco 4/5 spire e denti alternati per fori passanti.
4-5 hilos de entrada con punta espiral y diente alterno, agujero pasante.
4-5 fios de entrada com ponta helicoidal e dentes alternados para furo.

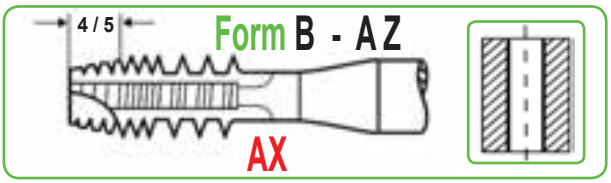

Entrée 2-3 filets pour trous borgnes.
2-3 threads lead, for blind holes.
2-3 gang Anschnitt, für Sacklöcher.
2-3 imbocco 2/3 spire per fori ciechi
2-3 hilos de entrada para agujeros ciegos.
2-3 fios de entrada para furos cegos.

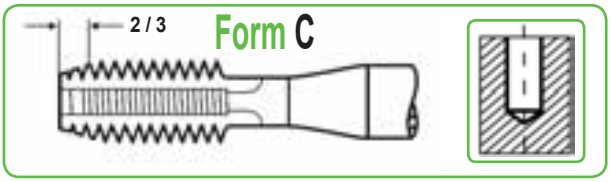

Entrée 2-3 filets, hélicoïdale 15° à droite, pour trous borgnes.
2-3 threads lead, 15° right spiral flute, for blind holes.
2-3 gang Anschnitt, 15° rechtsspirale, für Sacklöcher.
2-3 imbocco 2/3 spire spirale destra 15° per fori ciechi.
2-3 hilos de entrada con canal helicoidal derecha 15°, agujero ciergo.
2-3 fios de entrada canal helicoidal direito de 15°, para furos ciegos.

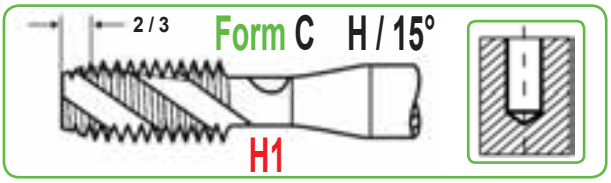

Entrée 2-3 filets, hélicoïdale 35° à droite, pour trous borgnes.
2-3 threads lead, 35° right spiral flute, for blind holes.
2-3 gang Anschnitt, 35° rechtsspirale, für Sacklöcher.
2-3 imbocco 2/3 spire spirale destra 35° per fori ciechi.
2-3 hilos de entrada con canal helicoidal derecha 35°, agujero ciergo.
2-3 fios de entrada canal helicoidal direito de 35°, para furos ciegos.

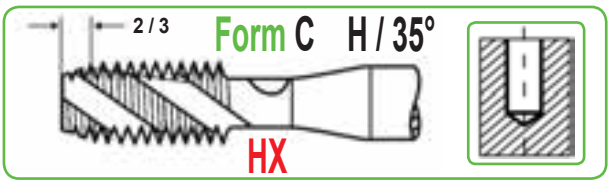

Entrée 4-5 filets pour trous débouchant et trous borgnes.
4-5 threads lead, for through and blind holes.
4-5 gang Anschnitt, für Durchgangs und Sacklöcher.
4-5 imbocco 4/5 spire per fori passanti e ciechi.
4-5 hilos de entrada para agujeros pasantes y ciegos.
4-5 fios de entrada para furos cegos e passantes.

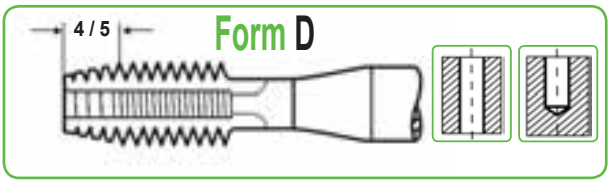

Web : http://www.sermaoutillage.eu - **Email** : serma@sermaoutillage.eu - **Tél.** : 00 33 (0)3 27.30.12.31 - **Fax** : 00 33 (0)3 27.30.17.13

TARAUDS MACHINE COURTS.
SHORT MACHINE TAPS.
EINSCHNITTGEWINDEBOHRER.
MASCHI A MACCHINA CORTI.
MACHO MÁQUINA CORTOS.
MACHOS MÁQUINA CURTOS.

Tarauds entrée (GUN).
Threads Lead with Spiral Point (GUN).
Gang mit Schälanschnitt (GUN).
Imbocco corretto (GUN).
Entrada con punta espiral (GUN).
Entrada com ponta helicoidal (GUN).



Taraud à goujures droites.
Tap with straight flutes.
Einshnittgewindebohrer.
Maschi con flauti dritti.
Macho con flautas rectas.
Machos con flautas rectas.

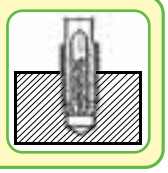

Taraud à filets alternés.
Tap with interrupted thread.
Einshnittgewindebohrer gebrochengewinde.
Maschi con denti alternati.
Macho con rosca alterna.
Machos con rosca alterna.

Taraud à filets alternés entrée (GUN).
Tap with interrupted thread (GUN).
Einshnittgewindebohrer gebrochengewinde (GUN).
Maschi con denti alternati (GUN).
Macho con rosca alterna (GUN).
Machos con rosca alterna (GUN).

Taraud hélice à gauche 15° coupe à droite.
Tap left hand spiral 15 ° cut to the right.
Propellerhahn links 15° rechtsschneidend.
Maschi a elica sinistra 15° taglio a destra.
Macho hélice izquierda 15° cortar derecha.
Machos propulsor izquierda 15° cortar derecha.

Taraud hélice à droite 15° coupe à droite.
Tap right helix 15° right hand cutting.
Propellerhahn recht 15° rechtsschneidend.
Maschi a elica destra 15° taglio a destra.
Macho hélice derecha 15° cortar derecha.
Machos propulsor derecha 15° cortar derecha.

Taraud hélice à droite 35° coupe à droite.
Tap right helix 35° right hand cutting.
Propellerhahn recht 35° rechtsschneidend.
Maschi a elica destra 35° taglio a destra.
Macho hélice derecha 35° cortar derecha.
Machos propulsor derecha 35° cortar derecha.

	M	373 / 383	375 / 385	374 / 384	376 / 386	377 / 387	379 / 389
	Mf		395	394		397	
	BSW		705 / 715			707 / 717	
	UNC		745 / 755			747 / 757	
	UNF		765 / 775			767 / 777	
	G (BSP)		785	784		787	
Type type Typ Tipo Tipo	Tipo	A	B	C	Hel. 15°	Hel. 35°	B-AZ
Matière Material Werkstoff Materiale Materia	Material						
Aciers non alliés et faiblement alliés 500 N/mm². **Steel**, unalloy and low alloyed, 500 N/mm². **Stähle** unlegiert und niedriglegiert, 500 N/mm². **Acciai** non legati bassi legati, 500 N/mm². **Aceros** estructurales hasta 500 N/mm². **Aços** para a construção até 500 N/mm².		X	X	X	X	X	X
Aciers non alliés et faiblement alliés >500 N/mm². **Steel**, unalloy and low alloyed, >500 N/mm². **Stähle** unlegiert und niedriglegiert, >500 N/mm². **Acciai** non legati bassi legati, >500 N/mm². **Aceros** estructurales hasta >500 N/mm². **Aços** para a construção até >500 N/mm².		X	X	X	X	X	
Aciers de décolletage. **Steel**, for an automatic lathe. **Stahle**, für Drehautomaten. **Acciai** per torni automatice. **Aceros** automáticos. **Aços** para tornear.			X			X	
Aciers de cémentation et de traitement à copeaux courts. **Steel**, cementation and heat treatable, short-chipping. **Stähle** Einsatz und Vergütungs, kurzspanend. **Acciai** da cementazione, acciai bonificati, truciolo corto. **Aceros** cementables y bonificados. **Aços** cementado e temperado.			X			X	X
Aciers à outil. **Steel**, tool. **Stähle** Werkzeugstähle. **Acciai**, per utensil. **Aceros** para herramienta. **Aços** para ferramentas.			X			X	
Aciers inoxydables. **Stainless steel**. **Stähle** rostfrei. **Acciai**, inossidabli. **Aceros** inoxidable. **Aços** inoxidável.			X			X	X
Aciers coulés. **Steel** cast. **Stahlguss**. **Acciai**, fusi. **Aceros** collado. **Aços** fundidos.			X		X	X	
Fonte malléable. **Iron**, malleable cast. **Guß**, Temper. **Ghisa**, malleabile. **Fundición** maleable. **Ferro** fundido.		X	X	X	X	X	
Fonte moulée grise. **Iron**, cast. **Guß**, grau. **Ghisa**, grigia. **Fundición** gris. **Fundição** cinzenta.				X			
Fonte moulée à graphite sphéroïdal. **Iron**, spheroidal graphite. **Guß**, sphäro. **Ghisa**, sferoidala. **Fundición** con graf ito esferoidal. **Fundição** esferoidal.				X			

Web : http://www.sermaoutillage.eu - **Email** : serma@sermaoutillage.eu - **Tél.** : 00 33 (0)3 27.30.12.31 - **Fax** : 00 33 (0)3 27.30.17.13

						M	373 / 383	375 / 385	374 / 384	376 / 386	377 / 387	379 / 389
						Mf		395	394		397	
						BSW		705 / 715			707 / 717	
						UNC		745 / 755			747 / 757	
						UNF		765 / 775			767 / 777	
						G (BSP)		785	784		787	
Type	type	Typ	Tipo	Tipo	Tipo		A	B	C	Hel. 15°	Hel. 35°	B-AZ
Matière	Material	Werkstoff	Materiale	Materia	Material							
Laiton à copeaux courts. **Ottone** trucioli corti.		**Brass** short-chipping. **Latón** virutas cortas.		**Messing** kurzspanend. **Latão** virutas curtas.					X			
Laiton à copeaux longs. **Ottone** trucioli lungi.		**Brass** long-chipping. **Latón** virutas largo.		**Messing** langspanend. **Latão** virutas longos.				X		X	X	
Bronze **Bronzo**		**Bronze** **Bronce**		**Bronze** **Bronze**				X			X	
Cuivre **Rame**		**Cooper** **Cobre**		**Kupfer** **Cobre**				X		X	X	
Aluminium à copeaux courts. **Alluminio** trucioli corti.		**Aluminium-alloys** short-chipping. **Aluminio** virutas cortas.		**Alu** kurzspanend. **Aluminio** virutas curtas.				X	X		X	
Aluminium à copeaux longs. **Alluminio** trucioli lungi.		**Aluminium-alloys** long-chipping. **Aluminio** virutas largo.		**Alu** langspanend. **Aluminio** virutas longos.				X		X	X	X
Zinc et Alliages **Zinco e lega di zinco**		**Zinc alloys** **Aleación de zinc y zinc**		**Zinklegierungen** **Liga de zinco e zinco**				X		X	X	
Alliages de Magnésium **Leghe magnesio**		**Magnesium lloys** **Aleaciones de magnesio**		**Magnesiumlegierungen** **Ligas de magnésio**				X	X		X	X
Plastiques thermoplastique. **Matriali plastici** materiali termoplastici.		**Plastics** thermoplastics. **Plasticos** duroplasticos.		**Kunststoffe** thermoplaste. **Plástico** termoplásticos				X			X	
Plastiques duroplastes. **Matriali plastici** materiali termodurenti.		**Plastics** thermosetting. **Plasticos** duroplasticos.		**Kunststoffe** duroplaste. **Plástico** duroplásticos					X			

Vc
m / min

Vitesses de coupe préconisées réfrigérant et lubrifiant pour le taraudage	Recommanded Cutting Speed coolants and lubricants for tapping	Empfohlene Schnittgeschwindigkeit kuhl und schmiermittel zum gewindeschneiden
Velocità di taglio raccomandato refrigerante e lubrificazione per filettare	Velocidad de corte recomendada lubricantes y refrigerantes para hacer hilo	Velocidade de corte recomendado lubrificantes e refrigerantes para hacer fio

Matière / Material / Werkstoff / Materiale / Materia / Material		Vc m / min
Aciers non alliés et faiblement alliés à copeaux courts. **Steel**, unalloy and low alloyed, short-chipping. **Stähle** unlegiert und niedriglegiert, kurzspanend. **Acciai** non legati bassi legati, trucioli corti. **Aceros** no aleados y de baja aleacion,virutas cortas. **Aços** não e fracamente ligados, virutas curtas.	H / E	10 - 20
Matériaux faciles à usiner à copeaux courts. **Non abrasive** Material, short-chipping. **Werkstoffe** gut zerspanbar, kurzspanend. **Materiali** con lavorazione facile / truciolo corto. **Materiales** de buena mecanización / virutas cortas. **Materials** de bom usinar / virutas curtas.	H / E	6 - 15
Aciers réfractaires à copeaux longs. **Steel**, heat resistant, long-chipping. **Stähle** hitzebeständig, langspanend. **Acciai** resistenti al calore truciolo lungo . **Aceros** resistentes al calor, virutas largo. **Aços** resistente ao calo, virutas longos.	H	4 - 8
Aciers réfractaires à copeaux courts. **Steel**, heat resistant, short-chipping. **Stähle** hitzebständig, kurrzspanend. **Acciai** resistenti al calore truciolo corto . **Aceros** resistentes al calor, virutas cortas. **Aços** resistente ao calo, virutas curtas.	H	4 - 8
Aciers de cémentation et de traitement à copeaux courts. **Steel**, cementation and heat treatable, short-chipping. **Stähle** Einsatz und Vergütungs, kurzspanend. **Acciai** da cementazione, acciai bonificati, truciolo corto. **Aceros** de cementacion y bonificados, virutas cortas. **Aços** de cementado e temperado, virutas curtas.	H	4 - 8
Aciers à outil jusqu'à 1200 N/mm². **Steel**, tool steel up to 1200 N/mm². **Stähle** Werkzeugstähle bis 1200 N/mm². **Acciai,** per utensili a 1200 N/mm². **Aceros** para herramientas hasta 1200 N/mm². **Aços** para ferramentas até 1200 N/mm².	H	4 - 6
Aciers à outil de plus de 1200 N/mm². **Steel**, tool over 1200 N/mm². **Stähle** Werkzeugstähle über 1200 N/mm². **Acciai,** per utensili sopra 1200 N/mm². **Aceros** para herramientas de más de 1200 N/mm². **Aços** para ferramentas com mais de 1200 N/mm².	H	2 - 5
Aciers inoxydables à copeaux courts. **Stainless steel**, short-chipping. **Stähle** rostf rei, kurzspanend. **Acciai,** inossidabile truciolo corto. **Aceros** inoxidable, virutas cortas. **Aços** inoxidável, virutas curtas.	H	5 - 10
Aciers inoxydables à copeaux longs. **Stainless steel**, long-chipping. **Stähle** rostf rei, langspanend **Acciai,** inossidabile truciolo lungo. **Aceros** inoxidable, virutas largo. **Aços** inoxidável, virutas longos.	H	4 - 8
Fonte moulée grise. **Iron**, cast. **Guß**, grau. **Ghisa**, grigia. **Fundición** gris. **Fundição** cinzenta.	P / S	10 - 20
Fonte moulée à graphite sphéroïdal. **Iron**, spheroidal graphite. **Guß**, sphäro. **Ghisa**, sferoidala. **Fundición** con graf ito esferoidal. **Fundição** esferoidal.	P / S	8 - 15
Fonte malléable. **Iron**, malleable cast. **Guß**, Temper. **Ghisa**, malleabile. **Fundición** maleable. **Ferro** fundido.	E	6 - 12

H : Huile de coupe / Cutting oil / Schneidöl / Olii da taglio / Aceite para corte / Oleo de corte
E : Huile soluble / Oil emulsion / Emulsion / Emulsione / Taladrina / Emulsão
P : Pétrole / Oil / Petroleum / petrolio / petroleo / oleo
S : à sec / dry / Trocken / secco / seco / seco

Vc m / min

SERMA Fournitures Industrielles

Web : http://www.sermaoutillage.eu - **Email** : serma@sermaoutillage.eu - **Tél.** : 00 33 (0)3 27.30.12.31 - **Fax** : 00 33 (0)3 27.30.17.13

Vitesses de coupe préconisées réfrigérant et lubrifiant pour le taraudage	Recommanded Cutting Speed coolants and lubricants for tapping	Empfohlene Schnittgeschwindigkeit kuhl und schmiermittel zum gewindeschneiden
Velocità di taglio raccomandato refrigerante e lubrificazione per filettare	Velocidad de corte recomendada lubricantes y refrigerantes para hacer hilo	Velocidade de corte recomendado lubrificantes e refrigerantes para hacer fio

Matière / Material / Werkstoff / Materiale / Materia / Material				Vc m / min
Laiton à copeaux courts. **Ottone** trucioli corti.	**Brass** short-chipping. **Latón** virutas cortas.	**Messing** kurzspanend. **Latão** virutas curtas.	E	20 - 30
Laiton à copeaux longs. **Ottone** trucioli lungi.	**Brass** long-chipping. **Latón** virutas largo.	**Messing** langspanend. **Latão** virutas longos.	H / E	10 - 15
Bronze à copeaux courts. **Bronzo** trucioli corti.	**Bronze** short-chipping. **Bronce** virutas cortas.	**Bronze** kurzspanend. **Bronze** virutas curtas.	H / E	8 - 15
Bronze à copeaux longs. **Bronzo** trucioli lungi.	**Bronze** long-chipping. **Bronce** virutas largo.	**Bronze** langspanend. **Bronze** virutas longos.	H / E	6 - 10
Cuivre **Rame**	**Cooper** **Cobre**	**Kupfer** **Cobre**	H / E	10 - 15
Aluminium à copeaux courts. **Alluminio** trucioli corti.	**Aluminium-alloys** short-chipping. **Aluminio** virutas cortas.	**Alu** kurzspanend. **Aluminio** virutas curtas.	H / E	20 - 30
Aluminium à copeaux longs. **Alluminio** trucioli lungi.	**Aluminium-alloys** long-chipping. **Aluminio** virutas largo.	**Alu** langspanend. **Aluminio** virutas longos.	E	10 - 20
Zinc et Alliages **Zinco e lega di zinco**	**Zinc alloys** **Aleación de zinc y zinc**	**Zinklegierungen** **Liga de zinco e zinco**	H / E	10 - 15
Alliages de Magnésium **Leghe magnesio**	**Magnesium lloys** **Aleaciones de magnesio**	**Magnesiumlegierungen** **Ligas de magnésio**	E / S	10 - 20
Alliages Titanes à copeaux courts. **Titanio** trucioli corti.	**Titanium** short-chipping. **Titanio** virutas corto.	**Titan** kurzspanend. **Titanio** virutas curtas.	S	4 - 5
Alliages Titanes à copeaux long. **Titanio** trucioli lungi.	**Titanium** long-chipping. **Titanio** virutas largo.	**Titan** langspanend. **Titanio** virutas loongos.	S	3 - 4
Plastiques thermoplastique. **Matriali plastici** materiali termoplastici.	**Plastics** thermoplastics. **Plasticos** duroplasticos.	**Kunststoffe** thermoplaste. **Plástico** termoplásticos	E / S	10 - 20
Plastiques duroplastes. **Matriali plastici** materiali termodurenti.	**Plastics** thermosetting. **Plasticos** duroplasticos.	**Kunststoffe** duroplaste. **Plástico** duroplásticos	S	5 - 10

H : Huile de coupe / Cutting oil / Schneidöl / Olii da taglio / Aceite para corte / Oleo de corte
E : Huile soluble / Oil emulsion / Emulsion / Emulsione / Taladrina / Emulsão
P : Pétrole / Oil / Petroleum / petrolio / petroleo / oleo
S : à sec / dry / Trocken / secco / seco / seco

Vc m / min

SERMA Fournitures Industrielles

Classes des tarauds et plages des tolérances des filetages intérieurs

Taps classes and inner thread's tolerance zone

Les tarauds proposés dans notre catalogue sont fabriqués dans une classe de base destinée à l'utilisation la plus fréquente de tolérances des filetages intérieurs :
filetage métrique 6h, filetage unifié UNC, UNF -2B, filetage Whitworth BSW, BSF – "normal"
La fabrication dans d'autres classes peut être lancée sur commande.
Les classes de tarauds (plages de tolérance de la partie utile) pour le filetage métrique sont unifiées par les normes internationales et Française.
Chaque classe de taraud permet d'obtenir des filetages avec deux ou trois plages de tolérance (voir ci-dessous)

Taps offered in our catalogue are produced in the basic class destined for the most common use of inner thread : for metric thread -6H, for unified thread UNC, UNF – 2B, for Whitworth threads BSW, BSF "normal". Producing in other classes can be done by order. Taps classes (i.e working part tolerance zones) for metric thread are unified by international and domestic standards. the determined tap class allows to obtain the threads or two or three tolerance zones (see picture and table below).

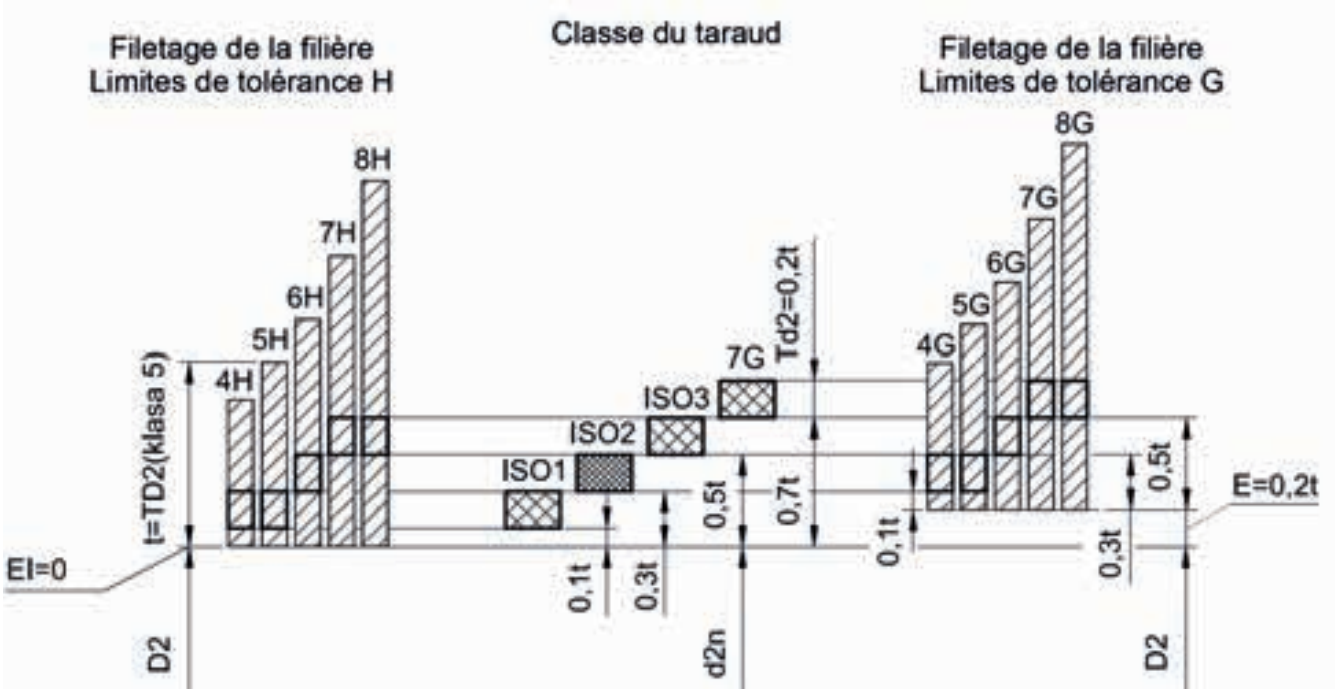

Symbole de la classe selon la norme		Plage de tolérance du filetage intérieur				
ISO 529	DIN 802					
ISO1	4H	4H	5H	-	-	-
ISO2	6H	4G	5G	6H	-	-
ISO3	6G	-	-	6G	7H	8H
-	7G*	-	-	-	7G	8G

*La norme Française conformément à la norme internationale ISO prévoit seulement 3 classes de tarauds, alors que la norme DIN 802 introduit une 4ième 7G pour les filetages libres.
Par ailleurs la norme DIN 802 prévoit la possibilité de corriger la tolérance du taraud par rapport aux exigences de la norme dans les cas de conditions d'usinage particulières, par exemple la nuance de la matière usinée. Dans ce cas on utilise le symbole de la classe du taraud avec un "X" par exemple 6HX, 6GX.

**French standard following the international standard ISO, provides only three classes of taps, whereas the standard DIN 802 introduces additionally the fourth class 7g for "loose" threads. Furthermore, the standard DIN 802 provides the possibility of correction the tap tolerance comparing to the standard demands in case when it is required by the particular machining conditions, e,g, the sort of machining material. In such situation the symbol of the tap's class with the sign"X", e.g 6HX, 6GX is obligatory.*

Web : http://www.sermaoutillage.eu - **Email** : serma@sermaoutillage.eu - **Tél.** : 00 33 (0)3 27.30.12.31 - **Fax** : 00 33 (0)3 27.30.17.13



M Forme B GUN | Forme C H/35° | Denture alternée Forme B-AZ

DIN 352 — HSS-E (Co5%) — Tol. ISO2/6H

TARIF page 5

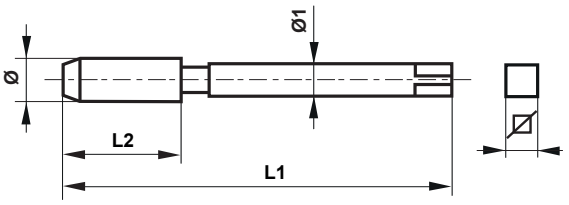

Tarauds machine courts filetage métrique ISO DIN 13.
Short machine taps metric ISO-thread DIN 13.
Einschnittgewindebohrer metrisches ISO-gewinde DIN 13.

Maschi a macchina corti filettatura metrica ISO DIN 13.
Macho máquina cortos métrica ISO-rosca DIN 13.
Machos máquina curtos rosca métrica ISO DIN 13.

Réf. : 30GXDBM _ _ _ E

DIN 352 — HSS-E (Co5%) — Tol. ISO2/6H

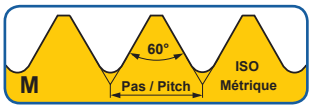

M ----	Ø mm	Pas	L1 mm	L2 mm	Ø1 mm	⌀ mm
3	3 x	0.50	40	11	3.5	2.7
4	4 x	0.70	45	13	4.5	3.4
5	5 x	0.80	48	16	6	4.9
6	**6 x**	**1.00**	**50**	**19**	**6**	**4.9**
8	8 x	1.25	56	22	6	4.9
10	10 x	1.50	70	24	7	5.5
12	12 x	1.75	75	29	9	7
14	14 x	2.00	80	30	11	9
16	16 x	2.00	80	32	12	9
18	18 x	2.50	95	40	14	11
20	20 x	2.50	95	40	16	12
22	22 x	2.50	100	40	18	14.5
24	24 x	3.00	110	50	18	14.5



Forme **B** entrée GUN (GX)

Ex : commande
Taraud machine court (DIN 352)
B GUN (GX) filetage métrique
M 6 x 100 HSS-E
Réf : 30GXDBM6E

Application HSS-E
Utilisation générale
Matériaux faciles à usiner 1100 N/mm²
Aciers non alliés ou faiblement alliés

Application HSS-E
General use
Non abrasive material up to 1100 N/mm²
Unalloyed and low alloyed steel

Anwendung HSS-E
Für allgemeinen Einsatz
Gut zerspanbare Werkstoffe bis 1100 N/mm²
Unlegierte und niedriglegierte Stähle

Réf. : 30HXDCM _ _ _ E

DIN 352 — HSS-E (Co5%) — Tol. ISO2/6H

M ----	Ø mm	Pas	L1 mm	L2 mm	Ø1 mm	⌀ mm
3	3 x	0.50	40	11	3.5	2.7
4	**4 x**	**0.70**	**45**	**13**	**4.5**	**3.4**
5	5 x	0.80	48	16	6	4.9
6	6 x	1.00	50	19	6	4.9
8	8 x	1.25	56	22	6	4.9
10	10 x	1.50	70	24	7	5.5
12	12 x	1.75	75	29	9	7

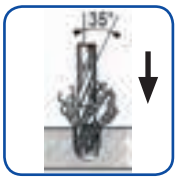

Forme **C** hélice 35° (HX)

Ex : commande
Taraud machine court (DIN 352)
Hélice 35°(HX) filetage métrique
M 4 x 0.70 HSS-E
Réf : 30HXDCM4E

Applicazione HSS-E
Uso generale
Materiali con buona truciodibilità
fino a 1100 N/mm²
Acciai non legati e poco legati

Aplicación HSS-E
Para uso general
Materiales de buena mecanización
hasta 1100 N/mm²
Aceros no aleados y de baja aleación

Réf. : 30AXDBAZM _ _ _ E

DIN 352 — HSS-E (Co5%) — Tol. ISO2/6H

M ----	Ø mm	Pas	L1 mm	L2 mm	Ø1 mm	⌀ mm
3	3 x	0.50	40	11	3.5	2.7
4	**4 x**	**0.70**	**45**	**13**	**4.5**	**3.4**
5	5 x	0.80	48	16	6	4.9
6	6 x	1.00	50	19	6	4.9
8	8 x	1.25	56	22	6	4.9
10	10 x	1.50	70	24	7	5.5
12	12 x	1.75	75	29	9	7



Forme **B-AZ** denture alternée (AX)

Ex : commande
Taraud machine court (DIN 352)
denture alternée B-AZ filetage métrique
M 4 x 0.70 HSS-E
Réf : 30AXDBAZM4E

Aplicações HSS-E
Para uso geral
Materiais de mecanização buena
até 1100 N/mm²
Aços não aleados y de baja aleación



M

Forme B — **Denture alternée Forme B-AZ**

ISO 529 — Forme B — HSS — Tol. ISO2/6H

TARIF page 5

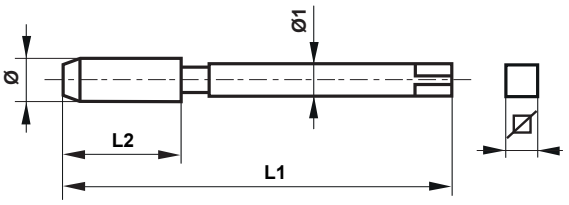

Tarauds machine courts ISO filetage métrique ISO DIN 13.
Short machine taps ISO metric ISO-thread DIN 13.
Einschnittgewindebohrer ISO metrisches ISO-gewinde DIN 13.
Maschi a macchina corti ISO filettatura metrica ISO DIN 13.
Macho máquina cortos ISO métrica ISO-rosca DIN 13.
Machos máquina curtos ISO rosca métrica ISO DIN 13.

Réf. : 30GXIBM _ _ _ H

ISO 529 — Forme **B** — HSS — Tol. ISO 2/6H

M ----	Ø mm	Pas	L1 mm	L2 mm	Ø1 mm	⌀ mm
2	2	x 0.40	41	8	2.5	2
25	2.5	x 0.45	44.5	9.5	2.8	2.24
26	2.6	x 0.45	44.5	9.5	2.9	2.24
3	**3**	**x 0.50**	**48**	**11**	**3.15**	**2.5**
35	3.5	x 0.60	50	13	3.55	2.8
4	4	x 0.70	53	13	4	3.15
5	5	x 0.80	58	16	5	4
6	6	x 1.00	66	19	6.3	5
8	8	x 1.25	72	22	8	6.3
10	10	x 1.50	80	24	10	8
12	12	x 1.75	89	29	9	7.1
14	14	x 2.00	95	30	11.2	9
16	16	x 2.00	102	32	12.5	10
18	18	x 2.50	110	37	14	11.2
20	20	x 2.50	112	37	14	11.2
22	22	x 2.50	118	38	16	12.5
24	24	x 3.00	130	45	18	14
27	27	x 3.00	135	45	20	16
30	30	x 3.50	138	48	20	16



Forme **B** entrée GUN (GX)

Ex : commande
Taraud machine court (ISO 529) B GUN (GX) filetage métrique
M 3 x 0.50 HSS
Réf : 30GXIBM3H

Réf. : 30AXIBAZM _ _ _ H

ISO 529 — Forme **B-AZ** — HSS — Tol. ISO 2/6H

M ----	Ø mm	Pas	L1 mm	L2 mm	Ø1 mm	⌀ mm
3	3	x 0.50	48	11	3.15	2.5
4	4	x 0.70	53	13	4	3.15
5	5	x 0.80	58	16	5	4
6	**6**	**x 1.00**	**66**	**19**	**6.3**	**5**
7	7	x 1.00	66	19	7.1	5.6
8	8	x 1.25	72	22	8	6.3
10	10	x 1.50	80	24	10	8
12	12	x 1.75	89	29	9	7.1
14	14	x 2.00	95	30	11.2	9
16	16	x 2.00	102	32	12.5	10
18	18	x 2.50	110	37	14	11.2
20	20	x 2.50	112	37	14	11.2
22	22	x 2.50	118	38	16	12.5
24	24	x 3.00	130	45	18	14



Forme **B-AZ** entrée GUN denture alternée (AX)

Ex : commande
Taraud machine court (ISO 529) denture alternée B-AZ filetage métrique
M 6 x 100 HSS
Réf : 30AXIBAZM6H

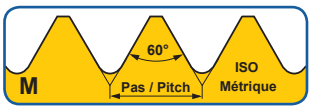

Application HSS
Utilisation générale
Matériaux faciles à usiner 800 N/mm²
Aciers non alliés ou faiblement alliés

Application HSS
General use
Non abrasive material up to 800 N/mm²
Unalloyed and low alloyed steel

Anwendung HSS
Für allgemeinen Einsatz
Gut zerspanbare Werkstoffe bis 800 N/mm²
Unlegierte und niedriglegierte Stähle

Applicazione HSS
Uso generale
Materiali con buona truciodibilità
fino a 800 N/mm²
Acciai non legati e poco legati

Aplicación HSS
Para uso general
Materiales de buena mecanización
hasta 800 N/mm²
Aceros no aleados y de baja aleación

Aplicações HSS
Para uso geral
Materiais de mecanização buena
até 800 N/mm²
Aços não aleados y de baja aleación

Web : http://www.sermaoutillage.eu - **Email** : serma@sermaoutillage.eu - **Tél.** : 00 33 (0)3 27.30.12.31 - **Fax** : 00 33 (0)3 27.30.17.13



M

ISO 529 Forme C H/35° HSS Tol. ISO2/6H

TARIF page 5

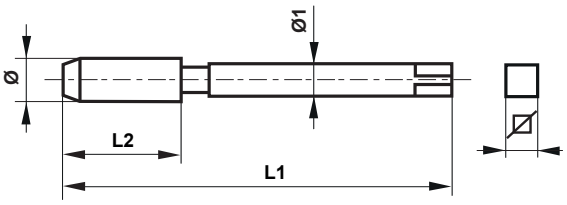

Tarauds machine courts ISO filetage métrique ISO DIN 13.
Short machine taps ISO metric ISO-thread DIN 13.
Einschnittgewindebohrer ISO metrisches ISO-gewinde DIN 13.
Maschi a macchina corti ISO filettatura metrica ISO DIN 13.
Macho máquina cortos ISO métrica ISO-rosca DIN 13.
Machos máquina curtos ISO rosca métrica ISO DIN 13.

Réf. : 30HXICM _ _ _ H

ISO 529 Forme C H/35° HSS Tol. ISO2/6H

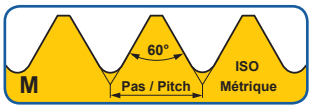

M	Ø mm	Pas	L1 mm	L2 mm	Ø1 mm	⌀ mm
25	2.5 x	0.45	44.5	9.5	2.8	2.24
26	2.6 x	0.45	44.5	9.5	2.9	2.24
3	3 x	0.50	48	11	3.15	2.5
4	**4 x**	**0.70**	**53**	**13**	**4**	**3.15**
5	5 x	0.80	58	16	5	4
6	6 x	1.00	66	19	6.3	5
8	8 x	1.25	72	22	8	6.3
10	10 x	1.50	80	24	10	8
12	12 x	1.75	89	29	9	7.1
14	14 x	2.00	95	30	11.2	9
16	16 x	2.00	102	32	12.5	10
18	18 x	2.50	110	37	14	11.2
20	20 x	2.50	112	37	14	11.2
22	22 x	2.50	118	38	16	12.5
24	24 x	3.00	130	45	18	14
27	27 x	3.00	135	45	20	16
30	30 x	3.50	138	48	20	16

Forme C
hélice 35°
(HX)

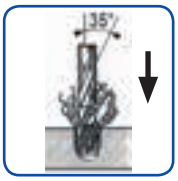

Application HSS
Utilisation générale
Matériaux faciles à usiner 800 N/mm²
Aciers non alliés ou faiblement alliés

Application HSS
General use
Non abrasive material up to 800 N/mm²
Unalloyed and low alloyed steel

Anwendung HSS
Für allgemeinen Einsatz
Gut zerspanbare Werkstoffe bis 800 N/mm²
Unlegierte und niedriglegierte Stähle

Applicazione HSS
Uso generale
Materiali con buona truciodibilità
fino a 800 N/mm²
Acciai non legati e poco legati

Aplicación HSS
Para uso general
Materiales de buena mecanización
hasta 800 N/mm²
Aceros no aleados y de baja aleación

Aplicações HSS
Para uso geral
Materiais de mecanização buena
até 800 N/mm²
Aços não aleados y de baja aleación

Ex : commande
Taraud machine court (ISO 529)
Hélice 35° (HX) filetage métrique
M 4 x 070 HSS
Réf : 30HXICM4H



MF

DIN 2181 Forme D HSS Tol. ISO2/6H

TARIF page 5

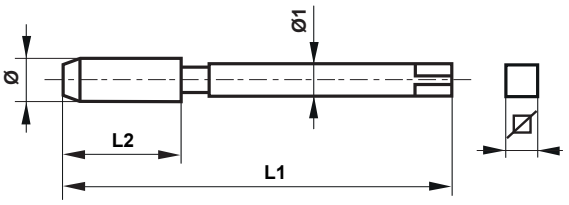

Tarauds machine courts filetage métrique pas fin ISO DIN 13.
Short machine taps metric-fine ISO-thread DIN 13.
Einschnittgewindebohrer metrisches ISO-feingewinde DIN 13.
Maschi a macchina corti filettatura metrica fina ISO DIN 13.
Macho máquina cortos métrica fina ISO-rosca DIN 13.
Machos máquina curtos rosca métrica fina ISO DIN 13.

Réf. : 30DXDDMF _ _ _ H

DIN 2181 Forme D HSS Tol. ISO2/6H

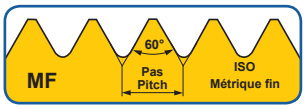

MF pas fin Pitch fine ----	Ø mm	Pas	L1 mm	L2 mm	Ø1 mm	⌀ mm
6075	6 x	0.75	50	14	6	4.9
8075	8 x	0.75	50	19	6	4.9
8100	8 x	1.00	56	22	6	4.9
9075	**9 x**	**0.75**	**56**	**19**	**7**	**5.5**
9100	9 x	1.00	63	20	7	5.5
10075	10 x	0.75	63	20	7	5.5
10100	10 x	1.00	63	20	7	5.5
10125	10 x	1.25	70	24	7	5.5
12100	12 x	1.00	70	22	9	7
12125	12 x	1.25	70	22	9	7
12150	12 x	1.50	70	22	9	7
13100	13 x	1.00	70	22	11	9
13150	13 x	1.50	70	22	11	9
14100	14 x	1.00	70	22	11	9
14125	14 x	1.25	70	22	11	9
14150	14 x	1.50	70	22	11	9
15150	15 x	1.50	70	22	12	9
16150	16 x	1.50	70	22	12	9
18100	18 x	1.00	80	22	14	11
18150	18 x	1.50	80	22	14	11
20150	20 x	1.50	80	22	16	12
20200	20 x	2.00	80	22	16	12
22150	22 x	1.50	80	22	18	14.5
22200	22 x	2.00	80	22	18	14.5
24150	24 x	1.50	90	22	18	14.5
24200	24 x	2.00	90	22	18	14.5
25150	25 x	1.50	90	22	18	14.5
26150	26 x	1.50	90	22	18	14.5
27150	27 x	1.50	90	22	20	16
28150	28 x	1.50	90	22	20	16
30150	30 x	1.50	90	22	22	18
30200	30 x	2.00	90	22	22	18
32150	32 x	1.50	90	22	22	18

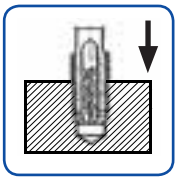

Forme D

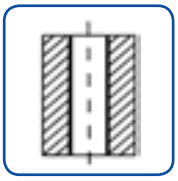

Application HSS
Utilisation générale
Matériaux faciles à usiner 800 N/mm²
Aciers non alliés ou faiblement alliés

Application HSS
General use
Non abrasive material up to 800 N/mm²
Unalloyed and low alloyed steel

Anwendung HSS
Für allgemeinen Einsatz
Gut zerspanbare Werkstoffe bis 800 N/mm²
Unlegierte und niedriglegierte Stähle

Applicazione HSS
Uso generale
Materiali con buona truciodibilità
fino a 800 N/mm²
Acciai non legati e poco legati

Aplicações HSS
Para uso geral
Materiais de mecanização buena
até 800 N/mm²
Aços não aleados y de baja aleación

Aplicación HSS
Para uso general
Materiales de buena mecanización
hasta 800 N/mm²
Aceros no aleados y de baja aleación

Comment commander.
How to order.
Wie bestellen.
Come ordinare
Como ordenar
Como encomendar

Ex : commande

Taraud machine court (DIN 2181) filetage métrique pas fin

MF 9 x 075 HSS

Réf : 30DXDDMF9075H

Web : http://www.sermaoutillage.eu - **Email** : serma@sermaoutillage.eu - **Tél.** : 00 33 (0)3 27.30.12.31 - **Fax** : 00 33 (0)3 27.30.17.13



BSW

DIN 352 Forme D HSS

TARIF page 5

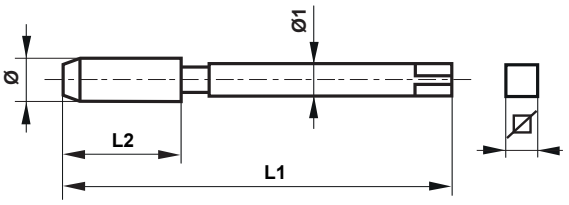

Tarauds machine courts filetage Whitworth BS 84.
Short machine taps Whitworth-thread BS 84.
Einschnittgewindebohrer Whitworth-gewinde BS 84.

Maschi a macchina corti filettatura Whitworth BS 84.
Macho máquina cortos rosca-Whitworth BS 84.
Machos máquina curtos rosca Whitworth BS 84.

Réf. : 33DXDDBSW _ _ _ H

DIN 352 Forme D HSS

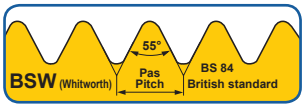

BSW ----	Ø Inch	Nb Filets/Pouce TPI	L1 mm	L2 mm	Ø1 mm	⌀ mm
18	1/8	x 40	40	12	3.5	2.7
316	3/16	x 24	50	18	6	4.9
14	1/4	x 20	50	19	6	4.9
516	**5/16**	**X 18**	**56**	**22**	**6**	**4.9**
38	3/8	x 16	70	24	7	5.5
716	7/16	x 14	70	24	8	6.2
12	1/2	x 12	75	29	9	7
916	9/16	x 12	80	30	11	9
58	5/8	x 11	80	32	12	9
34	3/4	x 10	95	40	14	11
78	7/8	x 9	100	40	18	14.5
1	1"	x 8	110	50	18	14.5

Forme D

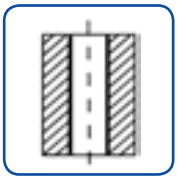

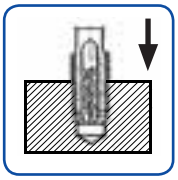

Application HSS
Utilisation générale
Matériaux faciles à usiner 800 N/mm²
Aciers non alliés ou faiblement alliés

Application HSS
General use
Non abrasive material up to 800 N/mm²
Unalloyed and low alloyed steel

Anwendung HSS
Für allgemeinen Einsatz
Gut zerspanbare Werkstoffe bis 800 N/mm²
Unlegierte und niedriglegierte Stähle

Applicazione HSS
Uso generale
Materiali con buona truciodibilità
fino a 800 N/mm²
Acciai non legati e poco legati

Aplicación HSS
Para uso general
Materiales de buena mecanización
hasta 800 N/mm²
Aceros no aleados y de baja aleación

Aplicações HSS
Para uso geral
Materiais de mecanização buena
até 800 N/mm²
Aços não aleados y de baja aleación

Comment commander.
How to order.
Wie bestellen.

Come ordinare
Como ordenar
Como encomendar

Ex : commande

Taraud machine court (DIN 352) filetage Whitworth BS 84

BSW 5/16"x18 HSS

Réf : 33DXDDBSW516H



W (Whitworth)

DIN 352 Forme C HSS

TARIF page 6

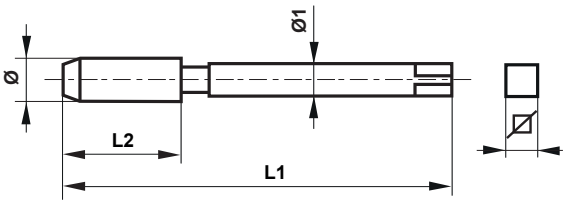

Tarauds machine courts filetage conique Whitworth pour détendeur de bouteille de gaz, conicité 3:25, DIN 477.

Short machine taps tapered Whitworth screw thread for gas cylinders taper 3:25, DIN 477.

Einschnittgewindebohrer kegeliges Whitworth-gewinde für gasflaschenventile, Kegel 3:25, DIN 477.

Maschi a macchina corti filettatura Whitworth conica per bombola di gas cono 3:25, DIN 477.

Macho máquina cortos rosca Whitworth conica para tubos de gas conicidad 3:25, DIN 477.

Machos máquina curtos rosca Whitworth cónica para garrafas de gás cone 3:25, DIN 477.

Réf. : 33DXDCW _ _ _ H

DIN 352 Forme C HSS

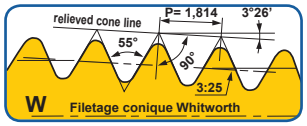

W ----	Ø mm	Nb Filets/Pouce TPI	L1 mm	L2 mm	Ø1 mm	⌀ mm
198	19,8	x 14	90	32	16	12
288	**28,8**	**x 14**	**100**	**40**	**20**	**16**
313	31,3	x 14	110	40	22	18

Forme C

Application HSS
Utilisation générale
Matériaux faciles à usiner 800 N/mm²
Aciers non alliés ou faiblement alliés

Application HSS
General use
Non abrasive material up to 800 N/mm²
Unalloyed and low alloyed steel

Anwendung HSS
Für allgemeinen Einsatz
Gut zerspanbare Werkstoffe bis 800 N/mm²
Unlegierte und niedriglegierte Stähle

Applicazione HSS
Uso generale
Materiali con buona truciodibilità
fino a 800 N/mm²
Acciai non legati e poco legati

Aplicación HSS
Para uso general
Materiales de buena mecanización
hasta 800 N/mm²
Aceros no aleados y de baja aleación

Aplicações HSS
Para uso geral
Materiais de mecanização buena
até 800 N/mm²
Aços não aleados y de baja aleación

Comment commander.
How to order.
Wie bestellen.
Come ordinare
Como ordenar
Como encomendar

Ex : commande
Taraud machine court (DIN 352)
filetage conique Whitworth
W 28.8 x 14 HSS
Réf : 33DXDCW288H

Web : http://www.sermaoutillage.eu - **Email** : serma@sermaoutillage.eu - **Tél.** : 00 33 (0)3 27.30.12.31 - **Fax** : 00 33 (0)3 27.30.17.13



SERMA Fournitures Industrielles

UNC Forme D — Forme D UNF



DIN 352 Forme D HSS Tol. 2B

TARIF page 6

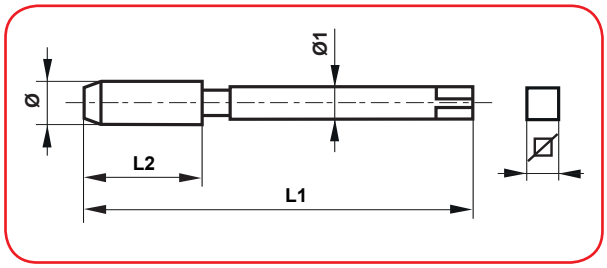

Tarauds machine courts filetage Unifié ANSI B 1.1.
Short machine taps unified coarse and fine thread ANSI B 1.1.
Einschnittgewindebohrer amerikanisches grob- und feingewinde ANSI B 1.1.

Maschi macchina corti filettatura unificata, serie grossa e fina ANSI B1.1.
Macho máquina cortos rosca unificada ANSI B 1.1.
Machos máquina curtos rosca unificada grossa e fina ANSI B1.1.

Réf. : 32DXDDUNC _ _ _ H

DIN 352 Forme D HSS Tol. 2B

UNC ----	Ø Inch	Nb Filets/Pouce TPI	L1 mm	L2 mm	Ø1 mm	⌀ mm
14	1/4	x 20	50	19	6	4.9
516	5/16	x 18	56	22	6	4.9
38	3/8	x 16	70	24	7	5.5
716	**7/16**	**x 14**	**70**	**24**	**8**	**6.2**
12	1/2	x 13	75	29	9	7
916	9/16	x 12	80	30	11	9
58	5/8	x 11	80	32	12	9
34	3/4	x 10	95	40	14	11
78	7/8	x 9	100	40	18	14.5
1	1"	x 8	110	50	18	14.5

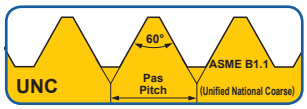

Forme D

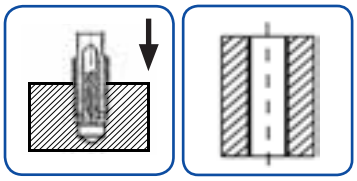

Ex : commande

Taraud machine court (DIN 352) filetage UNC

UNC 7/16" x 14 HSS

Réf : 32DXDDUNC716H

Application HSS
Utilisation générale
Matériaux faciles à usiner 800 N/mm²
Aciers non alliés ou faiblement alliés

Application HSS
General use
Non abrasive material up to 800 N/mm²
Unalloyed and low alloyed steel

Anwendung HSS
Für allgemeinen Einsatz
Gut zerspanbare Werkstoffe bis 800 N/mm²
Unlegierte und niedriglegierte Stähle

Réf. : 32DXDDUNF _ _ _ H

DIN 352 Forme D HSS Tol. 2B

UNF ----	Ø Inch	Nb Filets/Pouce TPI	L1 mm	L2 mm	Ø1 mm	⌀ mm
14	1/4	x 28	50	18	6	4.9
516	5/16	x 24	56	22	6	4.9
38	3/8	x 24	63	22	7	5.5
716	**7/16**	**x 20**	**63**	**22**	**8**	**6.2**
12	1/2	x 20	75	24	9	7
916	9/16	x 18	80	28	11	9
58	5/8	x 18	80	28	12	9
34	3/4	x 16	95	32	14	11
78	7/8	x 14	100	36	18	14.5
1	1"	x 12	110	40	18	14.5

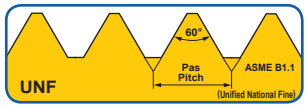

Forme D

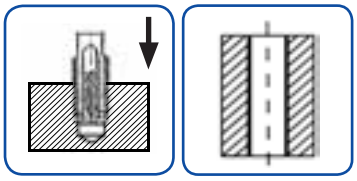

Ex : commande

Taraud machine court (DIN 352) filetage UNF

UNF 7/16" x 20 HSS

Réf : 32DXDDUNF716H

Applicazione HSS
Uso generale
Materiali con buona truciodibilità
fino a 800 N/mm²
Acciai non legati e poco legati

Aplicación HSS
Para uso general
Materiales de buena mecanización
hasta 800 N/mm²
Aceros no aleados y de baja aleación

Aplicações HSS
Para uso geral
Materiais de mecanização buena
até 800 N/mm²
Aços não aleados y de baja aleación



(G) BSP

DIN 5157 Forme D HSS

TARIF page 6

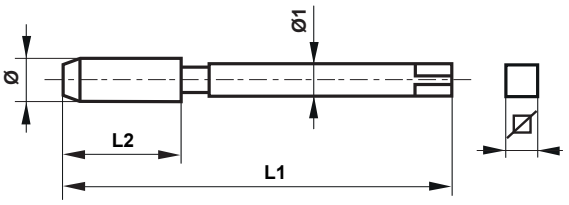

G (BSP) British Standard Pipe

Tarauds machine courts filetage gaz DIN ISO 228.
Short machine taps pipe-thread DIN ISO 228.
Einschnittgewindebohrer rohrgewinde DIN ISO 228.

Maschi a macchina corti filettatura per tubi gas DIN ISO 228.
Macho máquina cortos rosca gas DIN ISO 228.
Machos máquina curtos rosca para tubo DIN ISO 228.

Réf. : 31DXDDBSP _ _ _ H

DIN 5157 Forme D HSS

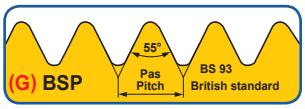

(G) BSP ----	Pouce / Inch Ø Nb filets	L1 mm	L2 mm	Ø1 mm	⌀ mm
18	1/8 x 28	63	20	7	5.5
14	1/4 x 19	70	22	11	9
38	3/8 x 19	70	22	12	9
12	1/2 x 14	80	22	16	12
34	3/4 x 14	90	22	20	16
1	1" x 11	100	25	25	20
114	1.1/4 x 11	125	40	32	24
112	1.1/2 x 11	140	40	36	29
134	1.3/4 x 11	140	40	40	32
2	2" x 11	160	40	45	35
214	2.1/4 x 11	160	40	50	39
212	**2.1/2 x 11**	**160**	**40**	**50**	**39**
234	2.3/4 x 11	160	40	50	39
3	G 3" x 11	160	40	50	39
312	3.1/2 x 11	180	45	56	44
4	4" x 11	180	45	56	44

Forme D

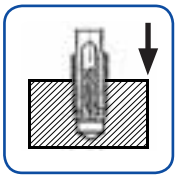

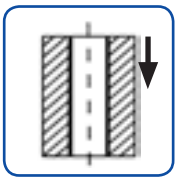

Application HSS
Utilisation générale
Matériaux faciles à usiner 800 N/mm²
Aciers non alliés ou faiblement alliés

Application HSS
General use
Non abrasive material up to 800 N/mm²
Unalloyed and low alloyed steel

Anwendung HSS
Für allgemeinen Einsatz
Gut zerspanbare Werkstoffe bis 800 N/mm²
Unlegierte und niedriglegierte Stähle

Applicazione HSS
Uso generale
Materiali con buona truciodibilità
fino a 800 N/mm²
Acciai non legati e poco legati

Aplicación HSS
Para uso general
Materiales de buena mecanización
hasta 800 N/mm²
Aceros no aleados y de baja aleación

Aplicações HSS
Para uso geral
Materiais de mecanização buena
até 800 N/mm²
Aços não aleados y de baja aleación

Comment commander.
How to order.
Wie bestellen.

Come ordinare
Como ordenar
Como encomendar

Ex : commande
Taraud machine court (DIN 5157)
G (BSP) 2.1/2 x 11 HSS
Réf : 31DXDDBSP212H

Web : http://www.sermaoutillage.eu - **Email** : serma@sermaoutillage.eu - **Tél.** : 00 33 (0)3 27.30.12.31 - **Fax** : 00 33 (0)3 27.30.17.13



BSPT (Rc)

Forme C | Forme B GUN | Forme C H/35°

(Rc) filetage intérieur conique — HSS

TARIF page 6

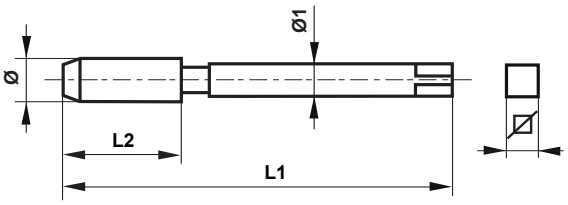

Tarauds machine courts filetage gaz conique, conicité 1:16.
Short machine taps tapered pipe thread, taper 1:16, con. 55°.
Einschnittgewindebohrer kegeliges rohrgewinde, kegel 1:16, kon. 55°.
Maschi a macchina corti filettatura conica per tubi, cono 1:16.
Macho máquina cortos rosca inglesa para tubo, coincida 1:16.
Machos máquina curtos rosca cónica para tubos, cone 1:16.

Réf. : 31DXDCBSPT . . . H

Forme C — HSS

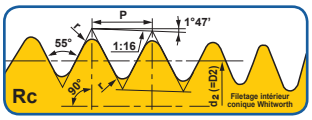

(Rc) BSPT	Pouce / Inch Ø Nb filets	L1 mm	L2 mm	Ø1 mm	⌀ mm
18	1/8 x 28	65	19	7	5.5
14	1/4 x 19	70	25	11	9
38	3/8 x 19	75	26	12	9
12	**1/2 x 14**	**80**	**31**	**16**	**12**
34	3/4 x 14	100	33	20	16
1	1" x 11	110	38	25	20

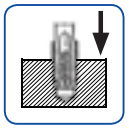

Forme C

Ex : commande
Taraud machine court filetage gaz conique
(Rc) BSPT 1/2" x 14 HSS
Réf. 31DXDCBSPT12H

Application HSS
Utilisation générale
Matériaux faciles à usiner 800 N/mm²
Aciers non alliés ou faiblement alliés

Application HSS
General use
Non abrasive material up to 800 N/mm²
Unalloyed and low alloyed steel

Réf. : 31DXDBBSPT . . . H

Forme B — Forme B entrée GUN — HSS

(Rc) BSPT	Pouce / Inch Ø Nb filets	L1 mm	L2 mm	Ø1 mm	⌀ mm
116	1/16 x 28	55	17.5	8	6
18	1/8 x 28	55	19	8	6
14	1/4 x 19	62	28	11	9
38	**3/8 x 19**	**65**	**28**	**14**	**11**
12	1/2 x 14	80	35	18	14
34	3/4 x 14	85	35	23	17
1	1" x 11	95	45	26	21
114	1.1/4 x 11	105	45	32	26
112	1.1/2 x 11	110	45	38	29
2	2" x 11	120	50	46	35

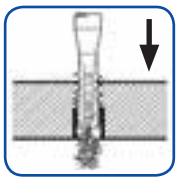

Ex : commande
Taraud machine court filetage gaz conique — B GUN BSPT
(Rc) BSPT 3/8" x 19 HSS
Réf. 31DXDBBSPT38H

Anwendung HSS
Für allgemeinen Einsatz
Gut zerspanbare Werkstoffe bis 800 N/mm²
Unlegierte und niedriglegierte Stähle

Applicazione HSS
Uso generale
Materiali con buona truciodibilità
fino a 800 N/mm²
Acciai non legati e poco legati

Réf. : 31HXDCBSPT . . . H

Forme C — Hélice 35° (HX) — HSS

(Rc) BSPT	Pouce / Inch Ø Nb filets	L1 mm	L2 mm	Ø1 mm	⌀ mm
116	1/16 x 28	55	17.5	8	6
18	**1/8 x 28**	**55**	**19**	**8**	**6**
14	1/4 x 19	62	28	11	9
38	3/8 x 19	65	28	14	11
12	1/2 x 14	80	35	18	14
34	3/4 x 14	85	35	23	17
1	1" x 11	95	45	26	21
114	1.1/4 x 11	105	45	32	26
112	1.1/2 x 11	110	45	38	29
2	2" x 11	120	50	46	35

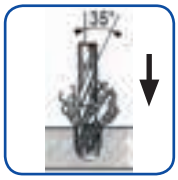

Forme C Hélice 35° (HX)

Ex : commande
Taraud machine court forme C hélice 35° filetage BSPT
(Rc) BSPT 1/8" x 28 HSS
Réf. 31HXDCBSPT18H

Aplicación HSS
Para uso general
Materiales de buena mecanización
hasta 800 N/mm²
Aceros no aleados y de baja aleación

Aplicações HSS
Para uso geral
Materiais de mecanização buena
até 800 N/mm²
Aços não aleados y de baja aleación



(Rp) BSPP Forme C / Forme C H/35°



DIN EN 10226-1 GAZ ISO 7-1 HSS

TARIF page 6

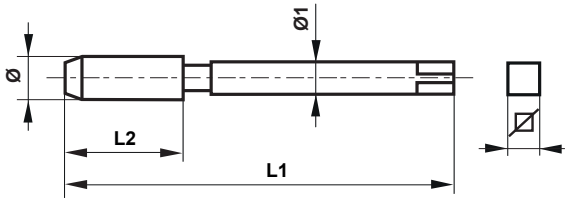

(Rp) filetage intérieur abréviation de BSPP

Tarauds machine courts filetage gaz ISO 7-1 (DIN EN 10226-1).
Short machine taps pipe-thread ISO 7-1 (DIN EN 10226-1).
Einschnittgewindebohrer zylindrisches rohrgewinde ISO 7-1 (DIN EN 10226-1).

Maschi a macchina corti filettatura cilindrica per tubi ISO 7-1 (DIN EN 10226-1).
Macho máquina cortos rosca gas para tubos ISO 7-1 (DIN EN 10226-1).
Machos máquina curtos rosca gas para tubos ISO 7-1 (DIN EN 10226-1).

Réf. : 31DXDCBSPP _ _ _ H

DIN Forme C HSS

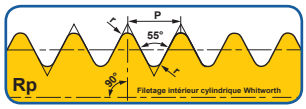

(Rp) BSPP ----	Ø Nb Filets/Pouce Inch	TPI	L1 mm	L2 mm	Ø1 mm	⌀ mm
116	1/16 x	28	55	19	6.5	5
18	1/8 x	28	55	19	8	6
14	1/4 x	19	62	28	11	9
38	**3/8 x**	**19**	**65**	**28**	**14**	**11**
12	1/2 x	14	80	35	18	14
34	3/4 x	14	85	35	23	17
1	1" x	11	95	45	26	21
114	1.1/4 x	11	105	45	32	26
112	1.1/2 x	11	110	45	38	29
2	2" x	11	120	50	46	35

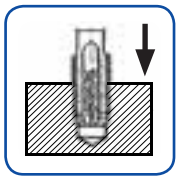

Forme C

Ex : commande

Tarauds machine court forme C filetage BSPP (DIN EN 10226-1)

(Rp) BSPP 3/8" x 19 HSS

Réf : 31DXDCBSPP38H

ISO 7-1 (DIN EN 10226-1) Forme C H/35° HSS

Réf. : 31HXDCBSPP _ _ _ H

(Rp) BSPP ----	Ø Nb Filets/Pouce Inch	TPI	L1 mm	L2 mm	Ø1 mm	⌀ mm
116	1/16 x	28	55	19	6.5	5
18	1/8 x	28	55	19	8	6
14	1/4 x	19	62	28	11	9
38	**3/8 x**	**19**	**65**	**28**	**14**	**11**
12	1/2 x	14	80	35	18	14
34	3/4 x	14	85	35	23	17
1	1" x	11	95	45	26	21
114	1.1/4 x	11	105	45	32	26
112	1.1/2 x	11	110	45	38	29
2	2" x	11	120	50	46	35

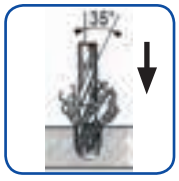

Forme C
Hélice 35°
(HX)

Ex : commande

Tarauds machine court hélice 35° forme C filetage BSPP (DIN EN 10226-1)

(Rp) BSPP 3/8" x 19 HSS

Réf : 31DXDCBSPP38H

Application HSS
Utilisation générale
Matériaux faciles à usiner 800 N/mm²
Aciers non alliés ou faiblement alliés

Application HSS
General use
Non abrasive material up to 800 N/mm²
Unalloyed and low alloyed steel

Anwendung HSS
Für allgemeinen Einsatz
Gut zerspanbare Werkstoffe bis 800 N/mm²
Unlegierte und niedriglegierte Stähle

Applicazione HSS
Uso generale
Materiali con buona truciodibilità
fino a 800 N/mm²
Acciai non legati e poco legati

Aplicación HSS
Para uso general
Materiales de buena mecanización
hasta 800 N/mm²
Aceros no aleados y de baja aleación

Aplicações HSS
Para uso geral
Materiais de mecanização buena
até 800 N/mm²
Aços não aleados y de baja aleación

Web : http://www.sermaoutillage.eu - **Email** : serma@sermaoutillage.eu - **Tél.** : 00 33 (0)3 27.30.12.31 - **Fax** : 00 33 (0)3 27.30.17.13



PG (Electrique)

DIN 40430 Forme D HSS

TARIF page 6

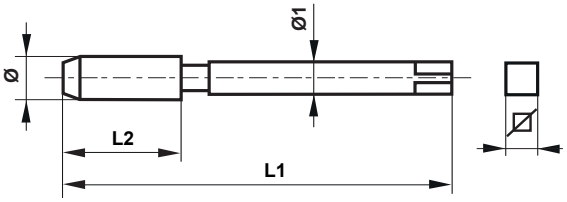

Taraud machine court filetage électrique DIN 40 430.
Short machine taps armoured tube thread DIN 40 430.
Einschnittgewindebohrer stahlpanzerrohr-gewinde DIN 40 430.

Maschi a macchina corti filettatura per tubi corazzati DIN 40 430.
Macho máquina cortos rosca para tubos blindados DIN 40 430.
Machos máquina curtos rosca para tubos de conduçao eléctrica DIN 40 430.

Réf. : 16DXDPG _ _ _ H

DIN 40432 Forme D HSS

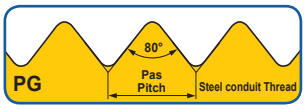

PG ----	ø mm	Pouce Inch Nb filets	L1 mm	L2 mm	Ø1 mm	⌀ mm
7	7	x 20	70	22	9	7
9	9	x 18	70	22	12	9
11	11	x 18	80	22	14	11
135	13.5	x 18	80	22	16	12
16	16	x 18	80	22	18	14.5
21	**21**	**x 16**	**90**	**22**	**22**	**18**
29	29	x 16	100	25	28	22
36	36	x 16	140	40	36	29
42	42	x 16	140	40	40	32
48	48	x 16	160	40	45	35

Forme D

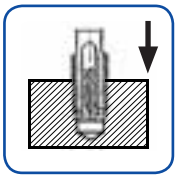

Application HSS
Utilisation générale
Matériaux faciles à usiner 800 N/mm²
Aciers non alliés ou faiblement alliés

Application HSS
General use
Non abrasive material up to 800 N/mm²
Unalloyed and low alloyed steel

Anwendung HSS
Für allgemeinen Einsatz
Gut zerspanbare Werkstoffe bis 800 N/mm²
Unlegierte und niedriglegierte Stähle

Applicazione HSS
Uso generale
Materiali con buona truciodibilità
fino a 800 N/mm²
Acciai non legati e poco legati

Aplicación HSS
Para uso general
Materiales de buena mecanización
hasta 800 N/mm²
Aceros no aleados y de baja aleación

Aplicações HSS
Para uso geral
Materiais de mecanização buena
até 800 N/mm²
Aços não aleados y de baja aleación

Comment commander.
How to order.
Wie bestellen.

Come ordinare
Como ordenar
Como encomendar

Ex : commande
Taraud machine court filetage électrique (DIN 40432)
PG 21 x 16 HSS
Réf : 16DXDPG21H



NPT Forme C Forme B GUN Forme C H/35°

HSS

TARIF page 6

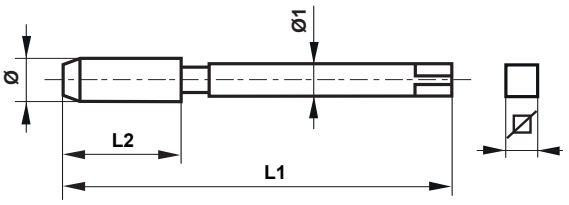

(NPT) National petrol thread

Tarauds machine courts filetage NPT conicité 1:16. | Short machine taps american tapered pipe thread, taper 1:16. | Einschnittgewindebohrer amerikanisches kegeliges rohrgewinde, Kegel 1:16.

Maschi a macchina corti filettatura americana conica per tubi, cono 1:16. | Macho máquina cortos rosca americana para tubo, coincida 1:16. | Machos máquina curtos rosca americana cónica para tubos, cone 1:16.

Réf. : 14DXACNPT _ _ _ H

Forme C HSS

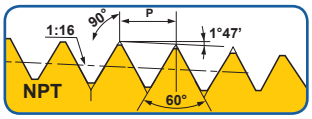

NPT ----	Pouce / Inch Ø	Nb filets	L1 mm	L2 mm	Ø1 mm	⌀ mm
116	1/16	x 27	65	19	7	5.5
18	1/8	x 27	65	19	7	5.5
14	1/4	x 18	70	25	11	9
38	3/8	x 18	75	26	12	9
12	1/2	x 14	80	31	16	12
34	3/4	x 14	100	33	20	16
1	1"	x 11.5	110	38	25	20
114	**1.1/4**	**x 11.5**	**125**	**41**	**32**	**24**
112	1.1/2	x 11.5	140	42	36	29
2	2"	x 11.5	160	44	36	29

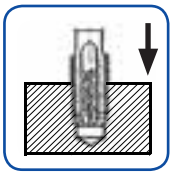

Forme C

Ex : commande

Taraud machine court forme C filetage NPT

NPT 1.1/4 x 11.5 HSS

Réf. 14DXACNPT114H

Application HSS
Utilisation générale
Matériaux faciles à usiner 800 N/mm²
Aciers non alliés ou faiblement alliés

Application HSS
General use
Non abrasive material up to 800 N/mm²
Unalloyed and low alloyed steel

Réf. : 14DXABNPT _ _ _ H

Forme B entrée GUN HSS

NPT ----	Pouce / Inch Ø	Nb filets	L1 mm	L2 mm	Ø1 mm	⌀ mm
116	1/16	x 27	55	17.5	8	6
18	1/8	x 27	55	19	8	6
14	1/4	x 18	62	28	11	9
38	**3/8**	**x 18**	**65**	**28**	**14**	**11**
12	1/2	x 14	80	35	18	14
34	3/4	x 14	85	35	23	17
1	1"	x 11.5	95	45	26	21
114	1.1/4	x 11.5	105	45	32	26
112	1.1/2	x 11.5	110	45	38	29
2	2"	x 11.5	120	50	46	35

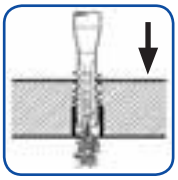

Ex : commande

Taraud machine court forme B (GUN) filetage NPT

NPT 3/8 x 18 HSS

Réf. 14DXABNPT38H

Anwendung HSS
Für allgemeinen Einsatz
Gut zerspanbare Werkstoffe bis 800 N/mm²
Unlegierte und niedriglegierte Stähle

Applicazione HSS
Uso generale
Materiali con buona truciodibilità
fino a 800 N/mm²
Acciai non legati e poco legati

Réf. : 14HXACNPT _ _ _ H

Forme C H/35° (HX) HSS

NPT ----	Pouce / Inch Ø	Nb filets	L1 mm	L2 mm	Ø1 mm	⌀ mm
116	1/16	x 27	55	17.5	8	6
18	1/8	x 27	55	19	8	6
14	1/4	x 18	62	28	11	9
38	3/8	x 18	65	28	14	11
12	1/2	x 14	80	35	18	14
34	3/4	x 14	85	35	23	17
1	1"	x 11.5	95	45	26	21
114	**1.1/4**	**x 11.5**	**105**	**45**	**32**	**26**
112	1.1/2	x 11.5	110	45	38	29
2	2"	x 11.5	120	50	46	35

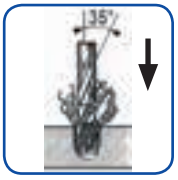

Ex : commande

Taraud machine court forme C hélice 35°

NPT 1.1/4 x 11.5 HSS

Réf. 14HXACNPT114H

Aplicación HSS
Para uso general
Materiales de buena mecanización
hasta 800 N/mm²
Aceros no aleados y de baja aleación

Aplicações HSS
Para uso geral
Materiais de mecanização buena
até 800 N/mm²
Aços não aleados y de baja aleación

Web : http://www.sermaoutillage.eu - **Email** : serma@sermaoutillage.eu - **Tél.** : 00 33 (0)3 27.30.12.31 - **Fax** : 00 33 (0)3 27.30.17.13



NPT (LH)



Forme C HSS

TARIF page 6

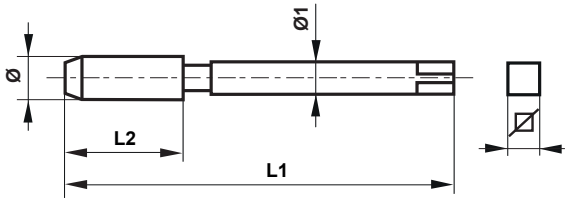

(NPT) National petrol thread

Tarauds machine courts, coupe à gauche filetage NPT conicité 1:16.

Short machine taps, Left hand american tapered pipe thread, taper 1:16.

Einschnittgewindebohrer, linksgewinde amerikanisches kegeliges rohrgewinde, Kegel 1:16.

Maschi a macchina corti, filetto sinistro filettatura americana conica per tubi, cono 1:16.

Macho máquina cortos, izquierdas rosca americana para tubo, coincida 1:16.

Machos máquina curtos, esquerda rosca americana cónica para tubos, cone 1:16.

Réf. : 14DXACNPT . . . LHH

Forme C HSS

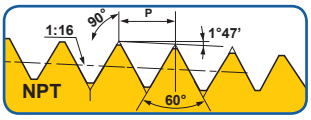

NPT (LH)	ø mm	Pouce Inch Nb filets	L1 mm	L2 mm	Ø1 mm	⌀ mm
18	1/8	x 27	65	19	7	5.5
14	1/4	x 18	70	25	11	9
38	3/8	x 18	75	26	12	9
12	1/2	x 14	80	31	16	12
34	3/4	x 14	100	33	20	16
1	1"	x 11.5	110	38	25	20
114	1.1/4	x 11.5	125	41	32	24
112	1.1/2	x 11.5	140	42	36	29

Forme C

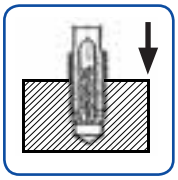

Application HSS
Utilisation générale
Matériaux faciles à usiner 800 N/mm²
Aciers non alliés ou faiblement alliés

Application HSS
General use
Non abrasive material up to 800 N/mm²
Unalloyed and low alloyed steel

Anwendung HSS
Für allgemeinen Einsatz
Gut zerspanbare Werkstoffe bis 800 N/mm²
Unlegierte und niedriglegierte Stähle

Applicazione HSS
Uso generale
Materiali con buona truciodibilità
fino a 800 N/mm²
Acciai non legati e poco legati

Aplicación HSS
Para uso general
Materiales de buena mecanización
hasta 800 N/mm²
Aceros no aleados y de baja aleación

Aplicações HSS
Para uso geral
Materiais de mecanização buena
até 800 N/mm²
Aços não aleados y de baja aleación

Comment commander.
How to order.
Wie bestellen.
Come ordinare
Como ordenar
Como encomendar

Ex : commande
Taraud machine court
forme C filetage NPT (LH)
NPT 1.1/2 x 11.5 LH HSS
Réf : 14DXACNPT112LHH



NPTF

Forme B GUN — Forme C H/35°



HSS-E (Co5%)

TARIF page 6

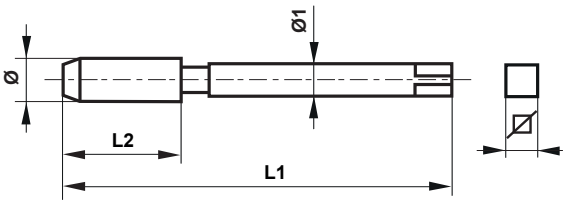

(NPTF) National petrol thread fine

Tarauds machine courts filetage pas gaz conique, conicité 1:16.
Short machine taps american tapered pipe thread, taper 1:16.
Einschnittgewindebohrer amerikanisches kegeliges rohrgewinde, Kegel 1:16.
Maschi a macchina corti filettatura americana conica per tubi, cono 1:16.
Macho para máquina cortas rosca cónica gas, cónica 1:16
Machos de máquina curtas passo de rosca gás cônico, conicidade 1:16.

Réf. : 14DXABNPTF _ _ _ E

Forme B — HSS-E (Co5%)

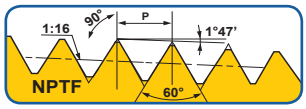

NPTF ----	Ø Nb Filets/Pouce Inch	TPI	L1 mm	L2 mm	Ø1 mm	⌀ mm
116	1/16 x	27	55	19	6.5	5
18	1/8 x	27	55	19	8	6
14	1/4 x	18	62	28	11	9
38	3/8 x	18	65	28	14	11
12	1/2 x	14	80	35	18	14
34	3/4 x	14	85	35	23	17
1	1" x	11.5	95	45	26	21
114	1.1/4 x	11.5	105	45	32	26
112	1.1/2 x	11.5	110	45	38	29
2	2" x	11.5	120	50	46	35

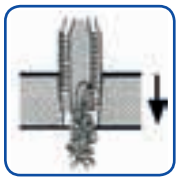

Forme B
Entrée GUN

Ex : commande
Taraud machine court B GUN
filetage gaz conique fin
NTPF 1.1/4 X 11.5 HSS-E
Réf : 14DXABNPTF114E

Application HSS-E
Utilisation générale
Matériaux faciles à usiner 1100 N/mm²
Aciers non alliés ou faiblement alliés

Application HSS-E
General use
Non abrasive material up to 1100 N/mm²
Unalloyed and low alloyed steel

Anwendung HSS-E
Für allgemeinen Einsatz
Gut zerspanbare Werkstoffe bis 1100 N/mm²
Unlegierte und niedriglegierte Stähle

Applicazione HSS-E
Uso generale
Materiali con buona truciodibilità
fino a 1100 N/mm²
Acciai non legati e poco legati

Réf. : 14HXACNPTF _ _ _ E

Forme C H/35° — HSS-E (Co5%)

NPTF ----	Ø Nb Filets/Pouce Inch	TPI	L1 mm	L2 mm	Ø1 mm	⌀ mm
18	1/8 x	27	55	19	8	6
14	1/4 x	18	62	28	11	9
38	3/8 x	18	65	28	14	11
12	1/2 x	14	80	35	18	14
34	3/4 x	14	85	35	23	17
1	1" x	11.5	95	45	26	21

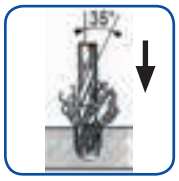

Forme C
Hélice 35°
(HX)

Ex : commande
Taraud machine court H / 35°
filetage gaz conique fin
NTPF 1.1/4 X 11.5 HSS-E
Réf : 14HXACNPTF12E

Aplicación HSS-E
Para uso general
Materiales de buena mecanización
hasta 1100 N/mm²
Aceros no aleados y de baja aleación

Aplicações HSS-E
Para uso geral
Materiais de mecanização buena
até 1100 N/mm²
Aços não aleados y de baja aleación

Web : http://www.sermaoutillage.eu - **Email** : serma@sermaoutillage.eu - **Tél.** : 00 33 (0)3 27.30.12.31 - **Fax** : 00 33 (0)3 27.30.17.13



NPS

Forme C

Forme C H/35°



HSS-E (Co5%)

TARIF page 6

TARIF page 7

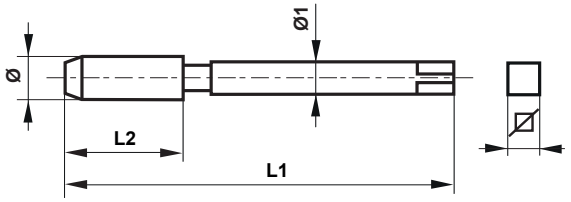

Tarauds machine courts filetage gaz cylindrique (NPS).

Short machine taps american tapered pipe thread (NPS).

Einschnittgewindebohrer amerikanisches zylindrisches rohrgewinde (NPS).

Maschi a macchina corti filettatura americana cilindrica per tubi (NPS).

Macho de máquinar corta rosca gas cilindrica (NPS).

Machos de máquinas curta com rosca gas cilindrica (NPS).

Réf. : 32DXACNPS _ _ _ E

Forme C

HSS-E (Co5%)

NPS ----	Ø Nb Filets/Pouce Inch	TPI	L1 mm	L2 mm	Ø1 mm	⌀ mm
116	1/16 x	27	54	17.5	8	6
18	1/8 x	27	55	19	8	6
14	1/4 x	18	62	28	11	9
38	3/8 x	18	65	28	14	11
12	1/2 x	14	80	35	18	14
34	3/4 x	14	85	35	23	17
1	1" x	11.5	95	45	26	21
114	**1.1/4 x**	**11.5**	**105**	**45**	**32**	**26**
112	1.1/2 x	11.5	110	45	38	29
2	2" x	11.5	120	50	46	35

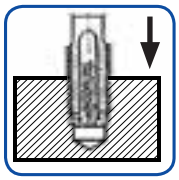

Forme C

Ex : commande

Taraud machine court filetage gaz cylindrique

NPS 1.1/4 X 11.5 HSS-E

Réf : 32DXACNPS114E

Application HSS-E

Utilisation générale

Matériaux faciles à usiner 1100 N/mm²

Aciers non alliés ou faiblement alliés

Application HSS-E

General use

Non abrasive material up to 1100 N/mm²

Unalloyed and low alloyed steel

Anwendung HSS-E

Für allgemeinen Einsatz

Gut zerspanbare Werkstoffe bis 1100 N/mm²

Unlegierte und niedriglegierte Stähle

Réf. : 32HXACNPS _ _ _ E

Forme C H/35° (HX)

HSS-E (Co5%

NPS	Ø Nb Filets/Pouce Inch	TPI	L1 mm	L2 mm	Ø1 mm	⌀ mm
116	1/16 x	27	54	17.5	8	6
18	1/8 x	27	55	19	8	6
14	1/4 x	18	62	28	11	9
38	3/8 x	18	65	28	14	11
12	1/2 x	14	80	35	18	14
34	3/4 x	14	85	35	23	17
1	1" x	11.5	95	45	26	21
114	**1.1/4 x**	**11.5**	**105**	**45**	**32**	**26**
112	1.1/2 x	11.5	110	45	38	29
2	2" x	11.5	120	50	46	35

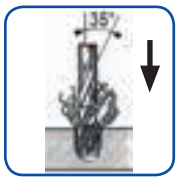

Forme C

Hélice 35° (HX)

Ex : commande

Taraud machine court H / 35° filetage gaz cylindrique

NPS 1.1/4 X 11.5 HSS-E

Réf : 32HXACNPS114E

Applicazione HSS-E

Uso generale

Materiali con buona truciodibilità

fino a 1100 N/mm²

Acciai non legati e poco legati

Aplicación HSS-E

Para uso general

Materiales de buena mecanización

hasta 1100 N/mm²

Aceros no aleados y de baja aleación

Aplicações HSS-E

Para uso geral

Materiais de mecanização buena

até 1100 N/mm²

Aços não aleados y de baja aleación

SERMA
Fournitures Industrielles

Gammes SERMA

Index E



SERMA Fournitures Industrielles

Outils spécifiques (Taraud queue hexagonale 1/4"/ Taraud 2 têtes / Combi-outils / Foret Taraudeur).

Specific tools (Hexagon Shank 1/4" / Double ended tap / Combi-outils / Drill tapping).

Spezifische Werkzeuge (1/4"-Sechskantaufnahme / Doppelseitiger Gewindebohrer / Combi-outils / Kombi-Maschinengewindebohrer).

Utensili specifici (maschi con attacco esagonale 1/4" / Maschi doppio / Combi-outils / Maschi combinati con punte).

Herramientas especificas (Macho con amarre hexagonal 1/4" / Macho doble punta / Combi-outils / Broca y macho).

Ferramentas específicas (Torneiras com amarre hexagonal 1/4" / Machos doble punta / Combi-outils / Broca y macho).

P 84 P 85 P 86 P 87

Type	M	MF	UNC / UNF	BSW	G (BSP)
Taraud machine avec queue hexagonale 1/4". Threading-Bit, 1/4" Hexagon Shank. Gewindebohrer-Bit, 1/4"-Sechskantaufnahme. Maschi con attacco esagonale 1/4". Macho con amarre hexagonal 1/4". Machos com encaixe hexagonal 1/4".	P88	P89			P90
Taraud double taille, Multi-Drive. Double Ended Tap, Multi-Drive. Doppelseitiger Gewindebohrer, Multi-Drive. Maschi doppio, Multi-Drive filettatura. Macho doble punta, Multi-Drive. Machos duplo, Multi-Drive.	P91	P92 P93			P94
Outis combinés, foret, taraud, chanfrein en une seule opération queue hexagonale 1/4". Combined bits for drilling, tapping and deburring in one operation 1/4" Hexagon Drive (Bit). Kombi-bits kernlochbohren, gewindeschneiden und entgraten in einem arbeitsgang, 1/4"-sechskantaufnahme. Maschi combinati per forare, maschiare e svasare con attacco esagonale 1/4". Macho combinados taladrar, roscar y avellanar en una sola operaciòn con amarre hexagonal 1/4". Machos combinados para furação, rosqueamento e rebarbação em apenas uma operação com encaixe hexagonal 1/4".	P95		P96		
Box 4T pour perçage, taraudage, chanfreinage. Box 4T for drilling, tapping, chamfering. Box 4T für bohren, gewindeschneiden, Anfasen. Box 4T per forare, filettare, smussatura. Box 4T para taladrar, roscar, biselado. Box 4T para furar, rosquear, chanfro gumes.	P97				
Foret Taraudeur Machine queue cylindrique filetage métrique ISO DIN 13. Combined Machine Tap metric ISO-thread DIN 13 cylindrical drive. Kombi-Maschinengewindebohrer metrisches ISO-Gewinde DIN 13 Zylinderantrieb. Maschi combinati con punte filettatura metrica ISO DIN 13 gambo cilindrico. Macho de máquinar corta rosca hilo métrico ISO DIN 13 vástago cilíndrico. Machos de máquinas curta com rosca métrica perninha cilíndrica.	P100	Unit. & Set		P101	

Foret pour bois queue hexagonale 1/4". Wood Drill with 1/4" Hexagon Drive. Holz-Spiralbohrer mit 1/4" Sechskantaufnahme. Punte per legno con attacco esagonale 1/4". Broca para madera con amarre hexagonale 1/4". Broca para madeira com encaixe hexagonal 1/4".	P98	
Foret pour métaux avec queue hexagonale 1/4". Drill for steel with 1/4" hexagon drive. Spiralbohrer mit 1/4" Sechskantaufnahme. Punte elicoidale con attacco esagonale 1/4". Broca con amarre hexagonal 1/4". Broca com encaixe hexagonal 1/4".	P99	
Fraise à ébavurer 90° avec queue hexagonale 1/4". Countersink 90° with 1/4" hexagon drive. Kegelsenker 90° mit 1/4"- sechskantaufnahme. Frese per svasare 90° con attacco esagonale 1/4". Avellanador 90° con amarre hexagonal 1/4". Escaredor 90° com encaixe hexagonal 1/4".	P99	

TH1

Les embouts taraudeur **TH1 THREADAVYAC** sont conçus pour permettre le taraudage avec perceuses électriques sans fil à inversion (vissage/dévissage). Ils conviennent pour le taraudage manuel et utilisation sur perceuses verticales.
Utilisez une perceuse électrique sans fil ayant une puissance d'au moins 1600 W.
Veillez à un parfait alignement exact des axes de l'outil et du trou.
Utilisez une huile de coupe appropriée.
Les caractéristiques techniques ci-dessous sont données pour le taraudage avec une perceuse électrique sans fil ou une à main.

I maschi corti tipo bits **TH1 THREADAVYAC** sono concepiti per uso con avvitatori a batteria e trapani elettrici a mano con rotazione destra e sinistra, ma possono anche essere utilizzati per la filettatura a mano o con trapani a colonna.
Adatti per uso con avvitatori a batteria con tensione minima pari o a 1600 W.
V. Necessari per un buon utilizzo sono il corretto centraggio del maschio con il foro.
Impiego di un adeguato olio da taglio.
Per la maschiatura con avvitatori a batteria e trapani elettrici a mano possono essere impiegati i seguenti parametri tecnici.

TH1 THREADAVYAC - Threading-Bits have been designed for thread cutting using battery-powered screwdriver drills and electric hand drills with right-hand and left-hand rotation.
But they are also suitable for thread cutting by hand or in a stationary drilling machine.
Used battery-powered screwdriver drill should have a minimum power of 1600 W.
Take care that the tool and the axis of the hole are exactly aligned and use a suitable cutting oil.
The following technical data apply for thread cutting using battery-powered screwdriver drills and electric hand drills.

Los macho **TH1 THREADAVYAC** con amarre hexagonal 1/4" han sido diseñados para roscar utilizando atornilladores a batería y taladros de mano eléctricos con rotación a derechas e izquierdas.
Pero también son adecuados para realizar roscas a mano o en taladros de columna. El atornillador a batería deberá tener una fuerza mínima de 1600 W. Hay que prestar atención a que el eje de la herramienta y del agujero estén alineados con exactitud.
Se utilice un aceite de corte adecuado.
Los siguientes datos técnicos son aplicables utilizando atornil-ladores a batería y taladros de mano eléctricos.

TH1 THREADAVYAC-Einschnittgewindebohrer-Bits sind für das Gewindeschneiden mit Akku-Bohrschraubern und Handbohrmaschinen mit Rechts- und Linkslauf konzipiert.
Sie eignen sich aber auch für das Gewindeschneiden von Hand und auf stationären Bohrmaschinen.
Ihr Akku-Bohrschrauber sollte mindestens eine Leistung von 1600W erbringen. Achten Sie darauf, dass Werkzeugachse und Lochachse genau fluchten und verwenden Sie ein geeignetes Schneidöl.
Für das Gewindeschneiden mit Akku-Bohrschraubern und Handbohrmaschinen nennen wir Ihnen die folgenden technischen Daten.

Torneiras **TH1 THREADAVYAC** com amarre hexagonal de 1/4" foram designados para rosqueamento utilizando parafusadeiras e furadeiras elétricas com rotação a direita e esquerda.
Porém eles sou também apropriados para utilização manual o em furadeiras de bancada. Sua parafusadeira elétrica deveter uma realização de um mínimo de 1600 W. Certifique-se que a ferramenta eixo do furo estejam perfeitamente alinhados.
E utilize um òleo de corte adequado.
A informação técnica a seguir diz respeito a rosqueamento com parafusadeiras e furadeiras elétricas.

ØM mm	M3	M4	M5	M6	M8	M10
Ø mm	2.5	3.3	4.2	5	6.8	8.5
Tr /mn	0 - 450 U/min.					
	maxi.					

Web : http://www.sermaoutillage.eu - **Email** : serma@sermaoutillage.eu - **Tél.** : 00 33 (0)3 27.30.12.31 - **Fax** : 00 33 (0)3 27.30.17.13

COMBI-H

Les embouts combinés **THREADAVYAC** sont conçus pour permettre le taraudage avec perceuses électriques sans fil à main à inversion (vissage/dévissage). Ils conviennent aussi pour le taraudage avec perceuses verticales.
Domaine d'utilisation usinage de l'acier / métaux non ferreux et matières plastiques (jusqu'à 600 N/mm²).
Seuls les filetages de trous débouchants maximum de 1 x D peuvent être réalisés. Ces embouts sont particulièrement utiles pour les travaux de montage et les petites séries.
Veillez à un parfait alignement exact des axes de l'outil et du trou.
Utilisez une huile de coupe appropriée.
Les caractéristiques techniques ci-dessous sont données pour le taraudage avec une perceuse électrique sans fil ou une à main.

I combinati **THREADAVYAC** sono concepiti per uso con trapani a batteria e a mano a rotazione destra e sinistra, ma sono adatti anche per un uso con trapani a colonna.
Questi utensili sono utilizzati per la lavorazione dell'acciaio, metalli non ferrosi e plastiche (fino a 600 Nm² di resistenza).
Adatti per la maschiatura di fori passanti profondità massima di 1xD.
Sono particolarmente utilizzati nei lavori di montaggio e nella produzione di piccole serie.
Necessari per un buon utilizzo sono il corretto centraggio del maschio con il foro.
Impiego di un adeguato olio da taglio.
Per la maschiatura con trapani a batteria e a mano possono essere impiegati i seguenti parametri tecnici.

THREADAVYAC Combined-Bits have been designed for drilling, tapping and deburring in one operation using battery-powered screwdriver drills and electric hand drills with right-hand and left-hand rotation, but they are also suitable for thread cutting in a stationary drilling machine.
The Combined Bit is suitable for universal use in materials of medium mechanical strength, non ferrous metals and thermoplastics (up to 600 N/ mm² tensile strength). It is possible with this tool to produce through threads up to a maximum threaded depth of 1 x D.
They are especially useful for mounting and small batch production.
Take care that the tool and the axis of the hole are exactly aligned.
Used a suitable cutting oil.
The following technical data apply for using batterypowered screwdriver and electric hand drills.

Los Macho Combinados **THREADAVYAC** han sido diseñados para taladrar, roscar y avellanar en una sola operación, utilizando atornilladores a batería y taladros de mano eléctricos con rotación a derechas e izquierdas, pero también son apropiados para ser utilizados en taladros de columna.
Los macho combinados son apropiados para uso en general en materiales de resistencia mecánica media, metales no ferrosos y termoplásticos (hasta 600 N/mm² de resistencia a la tracción). Con esta herramienta es posible realizar agujeros pasantes hasta una profundidad de rosca máxima de 1 x D. Son specialmente útiles para trabajos de montaje y produccciones en serie peque-ñas. Hay que prestar atención a que el eje de la herramienta y del agujero estén alineados con exactitud
Se utilice un aceite de corte adecuado.
Los siguientes datos técnicos son aplicables utilizando atornilladores a batería y taladros de mano eléctricos.

THREADAVYAC-Kombi-Bits sind für das Gewindeschneiden mit Akku-Bohrmaschinen und Handbohrmaschinen mit Rechts- und Linkslauf konzipiert. Sie eignen sich aber auch für das Gewindeschneiden auf stationären Bohrmaschinen. Ihr Einsatzgebiet liegt in der Bearbeitung von Stahl, NE-Metallen und Kunststoffen (bis 600 N/mm2 Zugfestigkeit). Es können nur Durchgangsgewinde bis zu einer maximalen Gewindetiefe von 1 x D gefertigt werden. Besonders nützlich sind sie für Montagearbeiten und Kleinserien. Achten Sie darauf, dass Werkzeugachse und Lochachse genau fluchten und verwenden Sie ein geeignetes Schneidöl.
Für das Gewindeschneiden mit Akku-Bohrmaschinen und Handbohrmaschinen beachten Sie bitte die folgenden technischen Daten.

Los Machos **THREADAVYAC** combinados foram concebidos para roesquear com furadeira com acumulador e furadeiras manuais com trabalho à direita e à esquerda. A sua área de operação situa-se no processamento de aço, metais não ferroso e plásticos até 600 N/mm² resistência de tração). Furos passantes são feitos até uma profundidade máxima de rosca 1 x D. São particularmente úteis para trabalhos de montagem e pequenas séries. Tenha cuidado para que a ferramenta e o centro do furo estejam exatamente alinhados.
E utilizando óleo de corte apropriado.
A informação técnica a seguir é apropriada para utilização em parafusadeiras elétricas e à bateria.

ØM mm	M3	M4	M5	M6	M8	M10
Ø mm	2.5	3.3	4.2	5	6.8	8.5
Upm maxi.	1600	1200	950	800	600	450

TH2

Avantages : **TH2 THREADAVYAC**
- Pilote pour parfait alignement.
- Ebaucheur et Finisseur en un outil.
- Pour le travail dans les endroits d'accès difficiles.
- Exucution de filetages nouveaux.
- Pour refileter et restaurer les filets endommagés.

Utilisations : **TH2 THREADAVYAC**
- Utilisation générale.
- matériaux faciles à usiner à 900 N/mm².
- aciers non alliés ou faiblement alliés.
- Trous débouchants et trous borgnes.
- Taraudage à la main.

Vantaggi : **TH2 THREADAVYAC**
- Imbocco corretto per un perfetto centraggio
- Sgrossatore e finitore in un unico utensile
- Impiego in luoghi di difficile accesso
- Per la realizzazione di un nuovo filetto
- Per la riparazione di filetti danneggiati

Applicazione : **TH2 THREADAVYAC**
- Per uso universale
- Materiali con buona truciodibilità fino a R 900 N/mm²
- Acciaio non legati e scarsamente legati
- Fori passanti e ciechi
- Uso manuale

Benefit : **TH2 THREADAVYAC**
- Pilot for exact alignment.
- Rougher and Finisher combined in one tool.
- Use in awkward places.
- Making new threads.
- Cleaning and repairing damaged threads.

Application : **TH2 THREADAVYAC**
- General used.
- Non abrasive material up to 900 N/mm².
- Unalloyed and low alloyed steel.
- Through and blind holes.
- Thread cutting by hand.

Ventajas : **TH2 THREADAVYAC**
- Piloto para enfoque de alineación true.
- Desbaste y Acabado en una herramienta.
- Uso en puntos de difícil acceso.
- Para la fabricación de nuevas roscas.
- Para repasar y reparar roscas deterioradas.

Aplicación : **TH2 THREADAVYAC**
- Para uso general.
- Materiales de buena mecanización hasta 900 N/mm².
- Aceros no aleados y de baja aleación.
- Para agujeros pasantes y ciegos.
- Para roscar a mano.

Vorteile : **TH2 THREADAVYAC**
- Führungszapfen für fluchtgenauen Ansatz.
- Vor- und Fertigschneider in einem Werkzeug.
- Anwendung an schwer zugänglichen Stellen.
- Zur Erstellung neuer Gewinde.
- Zum Nachschneiden und Reparieren beschädigter Gewinde.

Anwendung : **TH2 THREADAVYAC**
- Für allgemeinen Einsatz :
- Gut zerspanbare Werkstoffe bis 900 N/mm².
- Unlegierte und niedriglegierte Stähle.
- Für Durchgangs- und Sacklöcher.
- Für den Handeinsatz.

Vantagem : **TH2 THREADAVYAC**
- Guia piloto para alinhamento exato.
- Desbaste e acabamento em uma ferramenta.
- Aplicações em locais de difícil acesso.
- Para rosquear novas roscas.
- Para repassar e recuperar roscas danificadas.

Aplicações : **TH2 THREADAVYAC**
- Para uso geral.
- Mteriais de bom usinar até 900 N/mm².
- Aços não ligados e aço francamente.
- Para furos passantes e cegos.
- Pra uso manual.

Web : http://www.sermaoutillage.eu - **Email** : serma@sermaoutillage.eu - **Tél.** : 00 33 (0)3 27.30.12.31 - **Fax** : 00 33 (0)3 27.30.17.13

FTM

Application : FTM THREADAVYAC

Le Foret Taraudeur Machine permet de réaliser l'avant-trou et le taraudage de passage en une seule opération, sans changer d'outil. Un foret hélicoïdal précède le taraud.
Seuls les filets de trous débouchants jusqu'à une profondeur maximale de filetage de 2 x D peuvent être réalisés.
Ces tarauds combinés conviennent à une utilisation universelle sur des matériaux de résistance moyenne : acier non allié et allié jusqu'à 600 N/mm², fonte malléable, fonte moulée à graphite sphéroïdal, cuivre, laiton, aluminium, alliages d'aluminium, de magnésium et de zinc, laiton ou bronze rouge, électron, zinc moulé sous pression.
L'utilisation est préconisé sur des machines à régime variable permettant d'effectuer perçage et taraudage.
Adapter l'avance à l'opération voulue, perçage ou taraudage.
Ne pas utiliser de mandrin de taraud à compensation de pression.

Applicazioni : FTM THREADAVYAC

Combinazione di maschio con punta per forare e maschiare velocemente in un'unica operazione, senza cambiare l'utensile. Una punta elicoidale precede il maschio.
Possono essere realizzati unicamente filetti per fori passanti con profondità massima pari a 2xD.
I maschi combinati possono essere utilizzati per uso universale su materiali di media resistenza: acciai legati e non legati fino a 600 N/mm², ghisa, ghisa sferoidale, rame, ottone, alluminio, leghe di alluminio e magnesio, leghe di zinco, ghisa rossa, elektron e ghisa pressofusa allo zinco.
La velocità di taglio e l'avanzamento dovranno essere adattati secondo l'operazione svolta, foratura o maschiatura. Pertanto questi utensili vanno impiegati su macchine a velocità variabile con possibilità di regolazione dei numeri di giri.
Non utilizzare con mandrini a compensazione di pressione.

Application : FTM THREADAVYAC

The Combined Tap enables the user to produce the tapping drill hole and the through thread in one operation without any tool changing.
The tool incorporates a twist drill before the thread-tapping part. It is possible with this tool to produce through threads up to a maximum threaded depth of 2 x D.
The Combined Tap is suitable for universal use in materials of medium mechanical strenght : non-alloyed and alloyed steel sorts up to 600 N/mm², malleable cast iron, nodulized graphite cast iron, copper, brass, aluminium, aluminium-magnesium and zinc alloys, red bronze, electron metal, pressure-cast zinc.
It is sensible to use this tool on machines possesing an RPM switchover facility for drilling and tapping.
The feed rate must be adapted to the particular operation required - drilling or tapping.
Tapping chucks with pressure compensation may not be used.

Aplicación : FTM THREADAVYAC

Los Torneiras Combinados permiten al usuario taladrar y roscar agujeros en una sola operación sin cambiar de herramienta. La herramienta incorpora una broca previa antes de la sección para roscar. Con esta herramienta es posible producir agujeros pasantes hasta una profundidad de rosca máxima de 2 x D.
El macho combinado es adecuado para uso universal en materiales de resistencia mecánica media : Acero no aleado y Acero aleado hasta 600 N/mm², Fundición maleable, Fundición esferolítica, Cobre, Latón, Aluminio, Aleaciones de aluminio-magnesio, Aleaciones de cine, Fundición de bronce, electrón, Fundición de impresión de cinc.
Es aconsejable utilizar esta herramienta en máquinas con selector de revoluciones (RPM), para el taladrado y roscado. El avance deberá adaptarse a la operación. requerida-taladrado o roscado.
Roscadores con compensación de presión no deben ser utilizados.

Anwendung : FTM THREADAVYAC

Der Kombi-Gewindeboher ermöglicht es, Kernloch und Durchgangsgewinde in einem Arbeitsgang ohne Werkzeugwechsel herzustellen. Vor dem Gewindeteil ist ein Spiralbohrerteil. Es können nur.
Durchgangsgewinde bis zu einer maximalen Gewindetiefe von 2 x D gefertigt werden. Geeignet sind diese Kombi-Gewindebohrer zum universellen Einsatz in Werkstoffe mittlerer Festigkeit : unlegierter und legierter Stahl bis 600 N/mm², Temperguss, Sphäroguss, Kupfer, Messing, Alu, Alu- Magnesium und Zinklegierungen, Rotguss, Elektron, Zinkdruckguss. Der Einsatz ist sinnvoll auf Maschineneinrichtungen mit umschaltbaren Drehzahlen zum Bohren und Gewindeschneiden.
Der Vorschub ist den jeweiligen Arbeitsgängen Bohren oder Gewindeschneiden anzupassen.
Gewindeschneidfutter mit Druckausgleich sind nicht verwendbar.

Aplicações : FTM THREADAVYAC

Os Torneiras combinados possibilitam ao usuário furar e rosquear em uma só operação sem trocar de ferramenta. A ferramenta e uma broca seguida de um macho. Com ela e possível se produzir furos passantes até uma profundidade de rosca de no máximo 2xD.
Esses Torneiras sao apropriado para uso universal em matérias de resistência mecânica media. Aços não ligados e Aços ligados até 600 N/mm², ferro fundido maleável, fundido esferoidal, cobre, latão, alumínio, ligas de alumínio-magnésio, ligas de zinco, bronze, electron, zinco fundido. Estas ferramentas devem ser usadas em maquinas com Velocidade de revolução ajustavel (RPM) para furar e rosquear.
O avanço deve ser adaptado a necessidade da operação - furar o rosquear.
Porta-Torneiras com compensação de pressão não deve ser utilizados.

M

HSS — Tol. ISO 2/6H

TARIF page 7

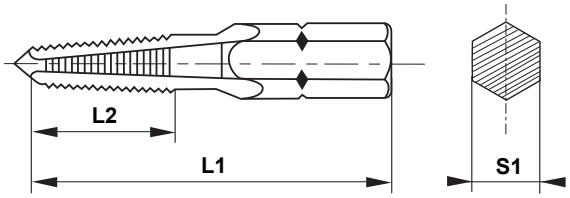

Taraud machine avec queue hexagonale 1/4" filetage métrique ISO DIN 13.
Threading-bit, 1/4" hexagon shank metric ISO-thread DIN 13.
Gewindebohrer-bit, 1/4"-sechskantaufnahme metrisches ISO-gewinde DIN 13.
Maschi con attacco esagonale 1/4" filettatura metrica ISO DIN 13.
Macho con amarre hexagonal 1/4" métrica ISO-rosca DIN 13.
Machos com encaixe hexagonal 1/4" rosca métrica ISO DIN 13.

Réf. : TH1M _ _ _ H

HSS — Tol. ISO2/6H

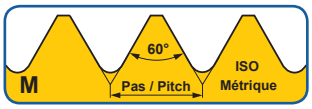

M	Ø mm	Pas	L1 mm	L2 mm	S1 Pouce
3	3	x 0.50	33,0	11	1/4"
35	3.5	x 0.60	33,5	10	1/4"
4	4	x 0.70	35,0	12	1/4"
45	**4.5**	**x 0.75**	**35,0**	**12**	**1/4"**
5	5	x 0.80	36,0	15	1/4"
5.5	5.5	x 0.85	35,0	15	1/4"
6	6	x 1.00	39,0	18	1/4"
7	7	x 1.00	37,5	16	1/4"
8	8	x 1.25	40,0	19	1/4"
9	9	x 1.25	40,5	18	1/4"
10	10	x 1.50	41,0	21	1/4"

Application HSS
Utilisation générale
Matériaux faciles à usiner 800 N/mm²
Aciers non alliés ou faiblement alliés

Application HSS
General use
Non abrasive material up to 800 N/mm²
Unalloyed and low alloyed steel

Anwendung HSS
Für allgemeinen Einsatz
Gut zerspanbare Werkstoffe bis 800 N/mm²
Unlegierte und niedriglegierte Stähle

Applicazione HSS
Uso generale
Materiali con buona truciodibilità
fino a 800 N/mm²
Acciai non legati e poco legati

Aplicación HSS
Para uso general
Materiales de buena mecanización
hasta 800 N/mm²
Aceros no aleados y de baja aleación

Aplicações HSS
Para uso geral
Materiais de mecanização buena
até 800 N/mm²
Aços não aleados y de baja aleación

Comment commander.
How to order.
Wie bestellen.
Come ordinare
Como ordenar
Como encomendar

Ex : commande
Taraud machine métrique
queue Hex 1/4"
M 4.5 x 0.75 HSS
Réf : TH1M45H

Web : http://www.sermaoutillage.eu - **Email** : serma@sermaoutillage.eu - **Tél.** : 00 33 (0)3 27.30.12.31 - **Fax** : 00 33 (0)3 27.30.17.13

MF

HSS — Tol. ISO 2/6H

TARIF page 7

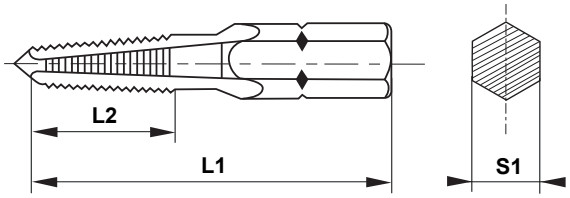

- Taraud machine avec queue hexagonale 1/4" filetage métrique à pas fin ISO DIN 13.
- Threading-bit, 1/4" hexagon shank metric-fine ISO-thread DIN 13.
- Gewindebohrer-bit, 1/4"-sechskantaufnahme metrisches ISO-feingewinde DIN 13.
- Maschi con attacco esagonale 1/4" filettatura metrica fine ISO DIN 13.
- Macho con amarre hexagonal 1/4" métrica fina ISO-rosca DIN 13.
- Machos com encaixe hexagonal 1/4" rosca métrica fina ISO DIN 13.

Réf. : TH1MF _ _ _ H

HSS — Tol. ISO2/6H

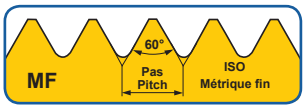

MF ----	Ø mm	Pas	L1 mm	L2 mm	S1 Pouce
3035	3	x 0.35	33,0	11	1/4"
35035	3.5	x 0.35	33,5	10	1/4"
4035	4	x 0.35	35,0	12	1/4"
4050	4	x 0.50	35,0	12	1/4"
45050	4.5	x 0.50	35,0	12	1/4"
5050	5	x 0.50	36,0	15	1/4"
5075	5	x 0.75	36,0	15	1/4"
55050	5.5	x 0.50	35,0	15	1/4"
6050	6	x 0.50	39,0	18	1/4"
6075	6	x 0.75	39,0	18	1/4"
7050	7	x 0.50	37,5	16	1/4"
7075	7	x 0.75	37,5	16	1/4"
8050	8	x 0.50	40,0	19	1/4"
8075	8	x 0.75	40,0	19	1/4"
8100	8	x 1.00	40,0	19	1/4"
9050	9	x 0.50	40,5	18	1/4"
9075	9	x 0.50	40,5	18	1/4"
9100	9	x 1.00	40,5	18	1/4"
10050	10	x 0.50	41,0	21	1/4"
10075	**10**	**x 0.75**	**41,0**	**21**	**1/4"**
10100	10	x 1.00	41,0	21	1/4"
10125	10	x 1.25	41,0	21	1/4"

Application HSS
Utilisation générale
Matériaux faciles à usiner 800 N/mm²
Aciers non alliés ou faiblement alliés

Application HSS
General use
Non abrasive material up to 800 N/mm²
Unalloyed and low alloyed steel

Anwendung HSS
Für allgemeinen Einsatz
Gut zerspanbare Werkstoffe bis 800 N/mm²
Unlegierte und niedriglegierte Stähle

Applicazione HSS
Uso generale
Materiali con buona truciodibilità
fino a 800 N/mm²
Acciai non legati e poco legati

Aplicación HSS
Para uso general
Materiales de buena mecanización
hasta 800 N/mm²
Aceros no aleados y de baja aleación

Aplicações HSS
Para uso geral
Materiais de mecanização buena
até 800 N/mm²
Aços não aleados y de baja aleación

- Comment commander.
- How to order.
- Wie bestellen.
- Come ordinare
- Como ordenar
- Como encomendar

Ex : commande
Taraud machine métrique fin queue Hex 1/4"
MF 10 x 0.75 HSS
Réf : TH1MF10075H

(G) BSP

HSS

TARIF page 7

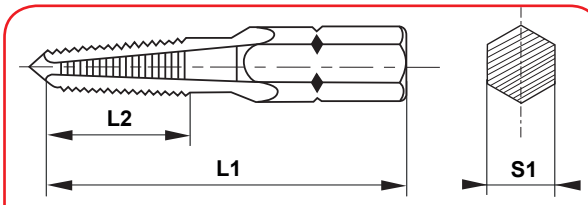

G (BSP) British Standard Pipe

Taraud machine avec queue hexagonale 1/4" filetage pas gaz DIN ISO 228.
Threading-Bit, 1/4" hexagon shank pipe-thread DIN ISO 228.
Gewindebohrer-bit, 1/4"-sechskantaufnahme rohrgewinde DIN ISO 228.

maschi con attacco esagonale 1/4" filettatura per tubi gas DIN ISO 228.
Macho con amarre hexagonal 1/4" rosca gas DIN ISO 228.
Machos com encaixe hexagonal 1/4" rosca para tubo DIN ISO 228.

Réf. : TH1BSP _ _ _H

HSS

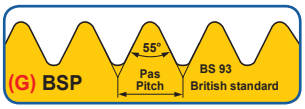

(G) BSP	ø Inch	L1 mm	L2 mm	S1 Pouce
18	1/8	40,5	17	1/4"

Application HSS
Utilisation générale
Matériaux faciles à usiner 800 N/mm²
Aciers non alliés ou faiblement alliés

Application HSS
General use
Non abrasive material up to 800 N/mm²
Unalloyed and low alloyed steel

Anwendung HSS
Für allgemeinen Einsatz
Gut zerspanbare Werkstoffe bis 800 N/mm²
Unlegierte und niedriglegierte Stähle

Applicazione HSS
Uso generale
Materiali con buona truciodibilità
fino a 800 N/mm²
Acciai non legati e poco legati

Aplicación HSS
Para uso general
Materiales de buena mecanización
hasta 800 N/mm²
Aceros no aleados y de baja aleación

Aplicações HSS
Para uso geral
Materiais de mecanização buena
até 800 N/mm²
Aços não aleados y de baja aleación

Comment commander.
How to order.
Wie bestellen.

Come ordinare
Como ordenar
Como encomendar

Ex : commande

Taraud machine filetage gaz queue Hex 1/4"

(G) BSP 1.8 HSS

Réf : TH1BSP18H

Web : http://www.sermaoutillage.eu - **Email** : serma@sermaoutillage.eu - **Tél.** : 00 33 (0)3 27.30.12.31 - **Fax** : 00 33 (0)3 27.30.17.13

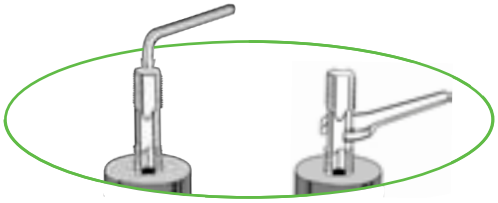

M

HSS Tol. ISO 2/6H

TARIF page 7

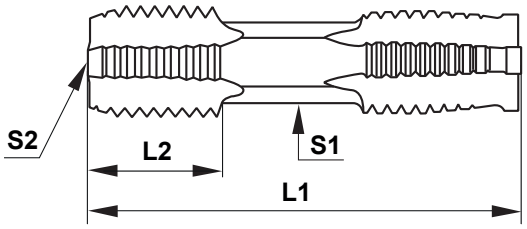

Taraud double coupe, Multi-Drive filetage métrique ISO DIN 13.
Double Ended Tap, Multi-Drive metric ISO-thread DIN 13.
Doppelseitiger Gewindebohrer, Multi-Drive metrisches ISO-Gewinde DIN 13.

Maschi doppio, Multi-Drive filettatura metrica ISO DIN 13.
Macho doble punta, Multi-Drive métrica ISO-rosca DIN 13.
Machos duplo, Multi-Drive rosca métrica ISO DIN 13.

Réf. : TH2M _ _ _ H

HSS Tol. ISO2/6H

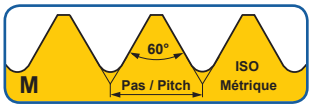

M - - - -	Ø mm	Pas	L1 mm	L2 mm	S1 mm	S2 mm
11	11 x	1.50	70	22	8	4
12	12 x	1.75	70	22	8	4
14	14 x	2.00	70	22	10	4
16	**16 x**	**2.00**	**70**	**22**	**10**	**4**
18	18 x	2.50	80	24	13	5
20	20 x	2.50	80	24	13	6
22	22 x	2.50	80	24	15	6
24	24 x	3.00	90	27	15	8
27	27 x	3.00	90	27	19	8
30	30 x	3.50	90	27	19	10
33	33 x	3.50	100	29	24	10
36	36 x	4.00	100	29	24	10
39	39 x	4.00	110	32	27	12
42	42 x	4.50	110	27	27	12
45	45 x	4.50	110	27	32	17
48	48 x	5.00	140	42	32	17
52	52 x	5.00	140	42	36	19

Application HSS
Utilisation générale
Matériaux faciles à usiner 800 N/mm²
Aciers non alliés ou faiblement alliés

Application HSS
General use
Non abrasive material up to 800 N/mm²
Unalloyed and low alloyed steel

Anwendung HSS
Für allgemeinen Einsatz
Gut zerspanbare Werkstoffe bis 800 N/mm²
Unlegierte und niedriglegierte Stähle

Applicazione HSS
Uso generale
Materiali con buona truciodibilità
fino a 800 N/mm²
Acciai non legati e poco legati

Aplicación HSS
Para uso general
Materiales de buena mecanización
hasta 800 N/mm²
Aceros no aleados y de baja aleación

Aplicações HSS
Para uso geral
Materiais de mecanização buena
até 800 N/mm²
Aços não aleados y de baja aleación

Comment commander.
How to order.
Wie bestellen.

Come ordinare
Como ordenar
Como encomendar

Ex : commande
Taraud main double tête multi drive, filetage métrique
M 16 x 2.00 HSS
Réf : TH2M16H

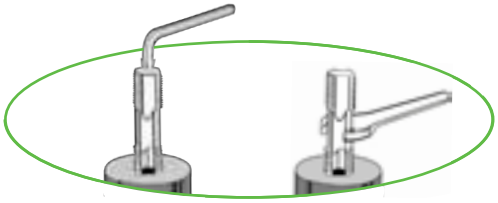

MF

HSS Tol. ISO 2/6H

TARIF page 7

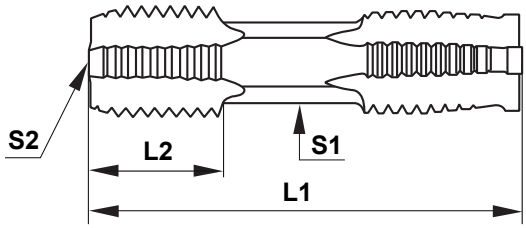

Taraud double coupe, Multi-Drive filetage métrique pas fin ISO DIN 13.
Double Ended Tap, Multi-Drive metric-fine ISO-thread DIN 13.
Doppelseitiger Gewindebohrer, Multi-Drive metrisches ISO-Feingewinde DIN 13.
Maschi doppio, Multi-Drive filettatura metrica ISO DIN 13.
Macho doble punta, Multi-Drive métrica fina ISO-rosca DIN 13.
Machos duplo, Multi-Drive rosca métrica fina ISO DIN 13.

Réf. : TH2MF _ _ _ H

HSS Tol. ISO2/6H

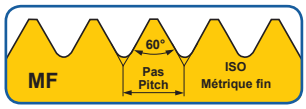

MF	Ø mm	Pas	L1 mm	L2 mm	S1 mm	S2 mm
11075	11	x 0,75	70	22	8	4
11100	11	x 1.00	70	22	8	4
11125	11	x 1.25	70	22	8	4
12050	**12**	**x 0.50**	**70**	**22**	**8**	**4**
12075	12	x 0.75	70	22	8	4
12100	12	x 1.00	70	22	8	4
12125	12	x 1.25	70	22	8	4
12150	12	x 1.50	70	22	8	4
13050	13	x 0.50	70	22	10	4
13075	13	x 0.75	70	22	10	4
13100	13	x 1.00	70	22	10	4
13150	13	x 1.50	70	22	8	4
14050	14	x 0.50	70	22	10	4
14075	14	x 0.75	70	22	10	4

MF	Ø mm	Pas	L1 mm	L2 mm	S1 mm	S2 mm
14100	14	x 1.00	70	22	10	4
14125	14	x 1.25	70	22	10	4
14150	14	x 1.50	70	22	10	4
15075	15	x 0.75	70	22	12	4
15100	15	x 1.00	70	22	12	4
15150	15	x 1.50	70	22	10	4
16050	16	x 0.50	70	22	12	4
16075	16	x 0.75	70	22	12	4
16100	16	x 1.00	70	22	12	4
16125	16	x 1.25	70	22	12	4
16150	16	x 1.50	70	22	12	4
17100	17	x 1.00	80	24	13	5
17150	17	x 1.50	80	24	13	5

→ Suite p93

Application HSS
Utilisation générale
Matériaux faciles à usiner 800 N/mm²
Aciers non alliés ou faiblement alliés

Application HSS
General use
Non abrasive material up to 800 N/mm²
Unalloyed and low alloyed steel

Anwendung HSS
Für allgemeinen Einsatz
Gut zerspanbare Werkstoffe bis 800 N/mm²
Unlegierte und niedriglegierte Stähle

Applicazione HSS
Uso generale
Materiali con buona truciodibilità
fino a 800 N/mm²
Acciai non legati e poco legati

Aplicación HSS
Para uso general
Materiales de buena mecanización
hasta 800 N/mm²
Aceros no aleados y de baja aleación

Aplicações HSS
Para uso geral
Materiais de mecanização buena
até 800 N/mm²
Aços não aleados y de baja aleación

Comment commander.
How to order.
Wie bestellen.
Come ordinare
Como ordenar
Como encomendar

Ex : commande

Taraud main double tête
multi drive, filetage métrique fin
MF 12 x 0.50 HSS
Réf : TH2MF12050H

Web : http://www.sermaoutillage.eu - **Email** : serma@sermaoutillage.eu - **Tél.** : 00 33 (0)3 27.30.12.31 - **Fax** : 00 33 (0)3 27.30.17.13

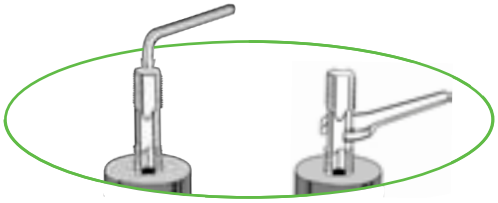

→ Suite p92

Réf. : TH2MF _ _ _ H

TARIF page 7

HSS **Tol. ISO 2/6H**

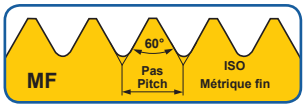

MF	Ø mm Pas	L1 mm	L2 mm	S1 mm	S2 mm
18050	18 x 0.50	80	24	13	5
18075	18 x 0.75	80	24	13	5
18100	18 x 1.00	80	24	13	5
18125	18 x 1.25	80	24	13	5
18150	18 x 1.50	80	24	13	5
18200	18 x 2.00	80	24	13	5
19100	19 x 1.00	80	24	15	6
19150	19 x 1.50	80	24	15	6
20050	20 x 0.50	80	24	15	6
20075	20 x 0.75	80	24	15	6
20100	20 x 1.00	80	24	15	6
20125	20 x1.250	80	24	15	6
20150	20 x 1.50	80	24	15	6
20200	20 x 2.00	80	24	15	6
21100	21 x 1.00	80	24	15	6
21150	21 x 1.50	80	24	15	6
22050	22 x 0.50	80	24	17	6
22075	22 x 0.75	80	24	17	6
22100	22 x 1.00	80	24	17	6
22125	22 x 1.25	80	24	17	6
22150	22 x 1.50	80	24	17	6
22200	22 x 2.00	80	24	17	6
23100	23 x 1.00	80	24	17	6
23150	23 x 1.50	80	24	17	6
24050	24 x 0.50	80	24	19	8
24075	24 x 0,75	80	24	19	8
24100	24 x 1.00	80	24	19	8
24125	24 x 1,25	80	24	19	8
24150	24 x 1.50	90	27	19	8
24200	24 x 2.00	90	27	17	8
25100	25 x 1.00	90	27	19	8
25150	25 x 1.50	90	27	19	8
26100	26 x 1.00	90	27	19	8
26150	26 x 1.50	90	27	19	8
26200	26 x 2.00	90	27	19	8
27100	27 x 1.00	90	27	19	8
27150	27 x 1.50	90	27	19	8
27200	27 x 2.00	90	27	19	8
28100	28 x 1.00	90	27	19	8
28150	28 x 1.50	90	27	19	8
28200	28 x 2.00	90	27	19	8
29150	29 x 1.50	90	27	19	8
30100	30 x 1.00	90	27	24	10
30150	30 x 1.50	90	27	24	10
30200	30 x 2.00	90	27	24	10
30250	30 x 2.50	90	27	22	10
30300	30 x 3.00	90	27	22	10
32100	32 x 1.00	90	27	24	10
32150	32 x 1.50	90	27	24	10
32200	32 x 2.00	90	27	24	10
32300	32 x 3.00	90	27	24	10

MF	Ø mm Pas	L1 mm	L2 mm	S1 mm	S2 mm
33150	33 x 1.50	100	29	24	10
33200	33 x 2.00	100	29	24	10
33300	33 x 3.00	100	29	24	10
34100	34 x 1.00	100	29	27	10
34150	34 x 1.50	100	29	27	10
34200	34 x 2.00	100	29	27	10
35100	35 x 1.00	100	29	27	10
35150	35 x 1.50	100	29	27	10
35200	35 x 2.00	100	29	27	10
36100	36 x 1.00	100	29	27	10
36150	36 x 1.50	100	29	27	10
36200	36 x 2.00	100	29	27	10
36300	36 x 3.00	100	29	27	10
38100	38 x 1.00	110	32	27	12
38150	38 x 1.50	110	32	27	12
38200	38 x 2.00	110	32	27	12
38300	38 x 3.00	110	32	27	12
39150	39 x 1.50	110	32	32	12
39200	39 x 2.00	110	32	27	12
39300	39 x 3.00	110	32	27	12
40100	40 x 1.00	110	32	32	12
40150	40 x 1.50	110	32	32	12
40200	40 x 2.00	110	32	32	12
40300	40 x 2.00	110	32	27	12
42100	42 x 1.00	110	32	32	12
42150	42 x 1.50	110	27	32	12
42200	42 x 2.00	110	27	32	12
42300	42 x 3.00	110	27	32	12
44150	44 x 1.50	110	27	36	12
44200	44 x 2.00	110	27	36	12
45100	45 x 1.00	110	27	36	17
45150	45 x 1.50	110	27	36	17
45200	45 x 2.00	110	27	36	17
45300	45 x 3.00	110	27	36	17
46150	46 x 1.50	110	27	36	17
48100	48 x 1.00	140	45	36	17
48150	48 x 1.50	140	45	36	17
48200	48 x 2.00	140	45	36	17
48300	48 x 3.00	140	45	36	17
50150	50 x 1.50	140	42	41	17
50200	50 x 2.00	140	42	41	17
50300	50 x 3.00	140	42	36	17
52150	52 x 1.50	140	42	41	19
52200	52 x 2.00	140	42	41	19
52300	52 x 3.00	140	42	41	19
63150	63 x 1.50	160	47	50	19

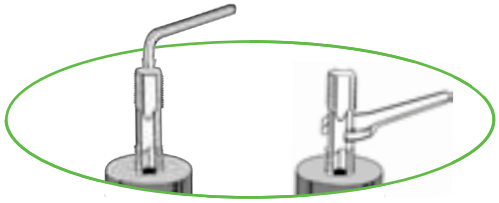

(G) BSP

DIN ISO 228 HSS

TARIF page 7

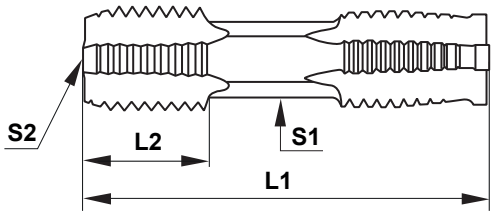

G (BSP) British Standard Pipe

Taraud double coupe, multi-drive filetage Gaz DIN ISO 228.
Double Ended Tap, multi-drive pipe-thread DIN ISO 228.
Doppelseitiger gewindebohrer, multi-drive rohrgewinde DIN ISO 228.

Maschi doppio, multi-drive filettatura per tubi gas DIN ISO 228.
Macho doble punta, multi-drive rosca gas DIN ISO 228.
Machos duplo, multi-drive rosca para tubo DIN ISO 228.

Réf. : TH2BSP _ _ _ H

HSS

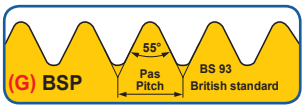

(G) BSP	Ø	L1 mm	L2 mm	S1 mm	S2 mm
14	1/4	70	22	8	4
38	3/8	70	22	12	4
12	1/2	80	24	15	6
34	**3/4**	**90**	**27**	**19**	**8**
1	1	100	29	24	10
114	11/4	110	27	32	
112	11/2	140	42	36	17
2	2	160	47	41	19

Application HSS
Utilisation générale
Matériaux faciles à usiner 800 N/mm²
Aciers non alliés ou faiblement alliés

Application HSS
General use
Non abrasive material up to 800 N/mm²
Unalloyed and low alloyed steel

Anwendung HSS
Für allgemeinen Einsatz
Gut zerspanbare Werkstoffe bis 800 N/mm²
Unlegierte und niedriglegierte Stähle

Applicazione HSS
Uso generale
Materiali con buona truciodibilità
fino a 800 N/mm²
Acciai non legati e poco legati

Aplicación HSS
Para uso general
Materiales de buena mecanización
hasta 800 N/mm²
Aceros no aleados y de baja aleación

Aplicações HSS
Para uso geral
Materiais de mecanização buena
até 800 N/mm²
Aços não aleados y de baja aleación

Comment commander.
How to order.
Wie bestellen.

Come ordinare
Como ordenar
Como encomendar

Ex : commande

Taraud main double (ISO 228) multi drive, filetage gaz

(G) BSP 3/4 HSS

Réf : TH2BSP34H

Web : http://www.sermaoutillage.eu - **Email** : serma@sermaoutillage.eu - **Tél.** : 00 33 (0)3 27.30.12.31 - **Fax** : 00 33 (0)3 27.30.17.13

M

HSS Tol. ISO2/6H

TARIF page 7

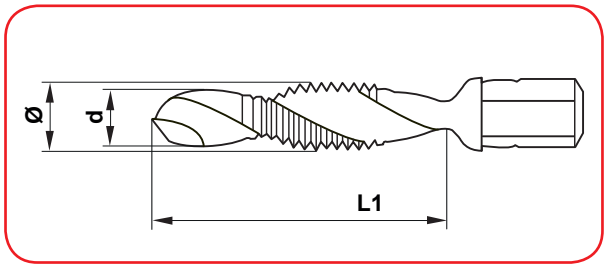

Outis combinés, foret, taraud, chanfrein avec queue hexagonale 1/4".

Combined bits for drilling, tapping and deburring in one operation with 1/4" hexagon Drive (Bit).

Kombi-bits zum kernlochbohren, gewindeschneiden und entgraten in einem arbeitsgang, mit 1/4"-sechskantaufnahme.

Maschi a macchina combinati per forare, maschiare e svasare con attacco esagonale 1/4".

Macho combinados para taladrar, roscar y avellanar en una sola operaciòn con amarre hexagonal 1/4".

Machos combinados para furação, rosqueamento e rebarbação em apenas uma operação com encaixe hexagonal 1/4".

Réf. : COMFTM _ _ _ H

HSS Tol. ISO2/6H

M - - - -	Ø mm	Pas	d mm	L1 mm	pouce
3	3	x 0.50	2.5	36	1/4"
4	4	x 0.70	3.3	39	1/4"
5	5	x 0.80	4.2	41	1/4"
6	6	x 1.00	5.0	44	1/4"
8	8	x 1.25	6.8	50	1/4"
10	10	x 1.50	8.5	59	1/4"

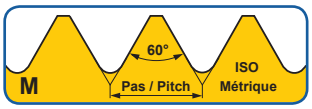

Ex : commande
Outil combiné foret taraud queue hexagonale 1/4"
M 6 x 100 HSS
Réf : COMFTM6H

Réf. : COMFTM _ _ _ HTIN

HSS + TiN Tol. ISO2/6H

M - - - -	Ø mm	Pas	d mm	L1 mm	pouce
3	3	x 0.50	2.5	36	1/4"
4	4	x 0.70	3.3	39	1/4"
5	5	x 0.80	4.2	41	1/4"
6	6	x 1.00	5.0	44	1/4"
8	8	x 1.25	6.8	50	1/4"
10	10	x 1.50	8.5	59	1/4"

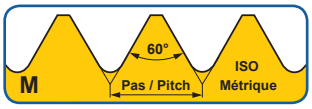

Ex : commande
Outil combiné foret taraud queue hexagonale 1/4"
M 6 x 100 HSS + TiN
Réf : COMFTM6HTIN

Application HSS
Utilisation générale
Matériaux faciles à usiner 800 N/mm²
Aciers non alliés ou faiblement alliés

Application HSS
General use
Non abrasive material up to 800 N/mm²
Unalloyed and low alloyed steel

Anwendung HSS
Für allgemeinen Einsatz
Gut zerspanbare Werkstoffe bis 800 N/mm²
Unlegierte und niedriglegierte Stähle

Applicazione HSS
Uso generale
Materiali con buona truciodibilità
fino a 800 N/mm²
Acciai non legati e poco legati

Aplicación HSS
Para uso general
Materiales de buena mecanización
hasta 800 N/mm²
Aceros no aleados y de baja aleación

Aplicações HSS
Para uso geral
Materiais de mecanização buena
até 800 N/mm²
Aços não aleados y de baja aleación

UNC

HSS **UNF**

TARIF page 7

TARIF page 8

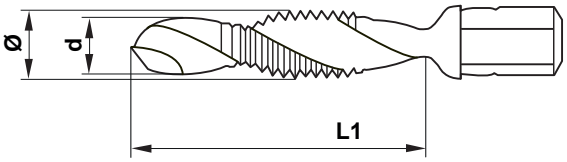

Outis combinés, foret, taraud, chanfrein avec queue hexagonale 1/4".

Combined bits for drilling, tapping and deburring in one operation with 1/4" Hexagon Drive (Bit).

Kombi-bits zum kernlochbohren, gewindeschneiden und entgraten in einem arbeitsgang, mit 1/4"-sechskantaufnahme.

Maschi a macchina combinati per forare, maschiare e svasare con attacco esagonale 1/4".

Macho combinados para taladrar, roscar y avellanar en una sola operaciòn con amarre hexagonal 1/4".

Machos combinados para furação, rosqueamento e rebarbação em apenas uma operação com encaixe hexagonal 1/4".

Réf. : COMFTUNC _ _ _ H

HSS

UNC - - - -	Pouce / Inch Ø	Nb		d mm	L1 mm	pouce
NR 4	Nr 4	x	40	2.3	36	1/4"
NR 5	Nr 5	x	40	2.6	36	1/4"
NR 6	Nr 6	x	32	2.85	39	1/4"
NR 8	**Nr 8**	**x**	**32**	**3.5**	**39**	**1/4"**
NR 10	Nr 10	x	24	3.9	41	1/4"
NR 12	Nr 12	x	24	4.5	41	1/4"
14	1/4	x	20	5.2	44	1/4"
516	5/16	x	18	6.6	50	1/4"
38	3/8	x	16	8.0	59	1/4

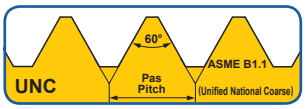

Ex : commande
Outil combiné foret taraud queue hexagonale 1/4"
UNC Nr 8 x 32 HSS
Réf : COMFTUNCNR8H

Réf. : COMFTUNF _ _ _ H

HSS

UNF - - - -	Pouce / Inch Ø	Nb		d mm	L1 mm	pouce
NR 4	Nr 4	x	48	2.4	36	1/4"
NR 5	Nr 5	x	44	2.7	36	1/4"
NR 6	Nr 6	x	40	3.0	39	1/4"
NR 8	Nr 8	x	36	3.5	39	1/4"
NR 10	Nr 10	x	32	4.1	41	1/4"
NR 12	Nr 12	x	28	4.7	41	1/4"
14	1/4	x	28	5.5	44	1/4"
516	**5/16**	**x**	**24**	**6.9**	**50**	**1/4"**
38	3/8	x	24	8.5	59	1/4"

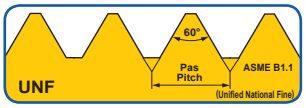

Ex : commande
Outil combiné foret taraud queue hexagonale 1/4"
UNF 5/16 x 24 HSS
Réf : COMFTUNF516H

Application HSS
Utilisation générale
Matériaux faciles à usiner 800 N/mm²
Aciers non alliés ou faiblement alliés

Application HSS
General use
Non abrasive material up to 800 N/mm²
Unalloyed and low alloyed steel

Anwendung HSS
Für allgemeinen Einsatz
Gut zerspanbare Werkstoffe bis 800 N/mm²
Unlegierte und niedriglegierte Stähle

Applicazione HSS
Uso generale
Materiali con buona truciodibilità
fino a 800 N/mm²
Acciai non legati e poco legati

Aplicación HSS
Para uso general
Materiales de buena mecanización
hasta 800 N/mm²
Aceros no aleados y de baja aleación

Aplicações HSS
Para uso geral
Materiais de mecanização buena
até 800 N/mm²
Aços não aleados y de baja aleación

Web : http://www.sermaoutillage.eu - **Email** : serma@sermaoutillage.eu - **Tél.** : 00 33 (0)3 27.30.12.31 - **Fax** : 00 33 (0)3 27.30.17.13

M



HSS Tol. ISO2/6H

TARIF page 8

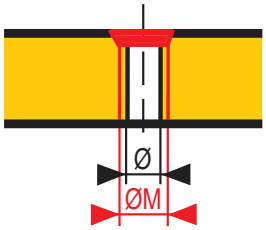

Box 4T métrique
pour perçage, taraudage, chanfreinage.

Box 4T metric
for drilling, tapping, chamfering.

Box 4T metrisches
für bohren, gewindeschneiden, Anfasen.

Box 4T metrica
per forare, filettare, smussatura.

Box 4T métrica
para taladrar, roscar, biselado.

Box 4T métrica
para furar, rosquear, chanfro gumes.

Réf. : BOX4TM _ _ _ H

HSS **Tol. ISO2/6H**

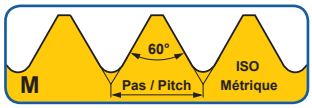

M - - - -	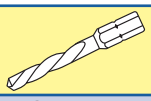	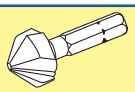	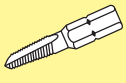	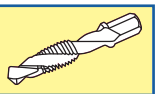
3	2.5 mm	6.3 mm	M 3 x 0.50	M 3 x 0.50
4	3.3 mm	8.3 mm	M 4 x 0.70	M 4 x 0.70
5	4.2 mm	10.4 mm	M 5 x 0.80	M 5 x 0.80
6	**5.0 mm**	**12.4 mm**	**M 6 x 100**	**M 6 x 100**
8	6.8 mm	16.5 mm	M 8 x 125	M 8 x 125
10	8.5 mm	20.5 mm	M 10 x 150	M 10 x 150

Application HSS
Utilisation générale
Matériaux faciles à usiner 800 N/mm²
Aciers non alliés ou faiblement alliés

Application HSS
General use
Non abrasive material up to 800 N/mm²
Unalloyed and low alloyed steel

Anwendung HSS
Für allgemeinen Einsatz
Gut zerspanbare Werkstoffe bis 800 N/mm²
Unlegierte und niedriglegierte Stähle

Applicazione HSS
Uso generale
Materiali con buona truciodibilità
fino a 800 N/mm²
Acciai non legati e poco legati

Aplicación HSS
Para uso general
Materiales de buena mecanización
hasta 800 N/mm²
Aceros no aleados y de baja aleación

Aplicações HSS
Para uso geral
Materiais de mecanização buena
até 800 N/mm²
Aços não aleados y de baja aleación

Comment commander.
How to order.
Wie bestellen.

Come ordinare
Como ordenar
Como encomendar

Ex : commande
BOX4T M6 HSS
Perçage / taraudage / chanfreinage
Réf : BOX4TM6H



TARIF page 8

Foret pour le bois queue hexagonale 1/4".

Wood drill with 1/4" hexagon drive.

Holz-spiralbohrer mit 1/4" sechskantaufnahme.

Punte per legno con attacco esagonale 1/4".

Broca para madera con amarre hexagonale 1/4".

Broca para madeira com encaixe hexagonal 1/4".

Réf. : FPB _ _ _ H

HSS

Ø mm	L1 mm	L2 mm	⬡ pouce
3	38	16	1/4"
4	44	20	1/4"
5	50	26	1/4"
6	**50**	**26**	**1/4"**
8	51	32	1/4"
10	54	38	1/4"

Comment commander.
How to order.
Wie bestellen.

Come ordinare
Como ordenar
Como encomendar

Ex : commande

Foret pour le bois HSS
Ø 6 queue hexagonale 1/4"

Réf : FPB6H

Web : http://www.sermaoutillage.eu - **Email** : serma@sermaoutillage.eu - **Tél.** : 00 33 (0)3 27.30.12.31 - **Fax** : 00 33 (0)3 27.30.17.13



TARIF page 8



- Foret pour aciers avec queue hexagonale 1/4".
- Drill for steel with 1/4" hexagon drive.
- Spiralbohrer mit 1/4" sechskantaufnahme.
- Punte elicoidale con attacco esagonale 1/4".
- Broca con amarre hexagonal 1/4".
- Broca com encaixe hexagonal 1/4".

- Fraise à ébavurer 90° avec queue hexagonale 1/4".
- Countersink 90° with 1/4" hexagon drive.
- Kegelsenker 90° mit 1/4"- sechskantaufnahme.
- Frese per svasare 90° con attacco esagonale 1/4".
- Avellanador 90° con amarre hexagonal 1/4".
- Escaredor 90° com encaixe hexagonal 1/4".

Réf. : FPA _ _ _ H — HSS

Réf	Ø mm	L1 mm	L2 mm	⬡ 1/4"
1	1	32	7	1/4"
15	**1.5**	**32**	**10**	**1/4"**
2	2	34	12	1/4"
25 (M3)	2.5	36	14	1/4"
3	3	38	16	1/4"
33 (M4)	3.3	40	18	1/4"
35	3.5	40	18	1/4"
4	4	44	20	1/4"
42 (M5)	4.2	45	20	1/4"
45	4.5	46	24	1/4"
50 (M6)	5.0	50	26	1/4"
55	5.5	50	26	1/4"
6	6	50	26	1/4"
65	6.5	50	30	1/4"
68 (M8)	6.8	50	30	1/4"
7	7	50	30	1/4"
75	7.5	51	32	1/4"
8	8	51	32	1/4"
85 (M10)	8.5	53	33	1/4"
9	9	53	33	1/4"
95	9.5	54	38	1/4"
10	10	54	38	1/4"
102 (M12)	10.2	54	38	1/4"

Réf. : FREA _ _ _ H — HSS

Réf	Ø mm	L1 mm	⬡ 1/4"
63	6.3	31	1/4"
83	**8.3**	**31**	**1/4"**
104	10.4	34	1/4"
124	12.4	35	1/4"
165	16.5	40	1/4"
205	20.5	41	1/4"

Ex : commande

Fraise à ébavurer HSS

Ø 8.3 queue hexagonale 1/4"

Réf : FREA83H

Ex : commande

Foret pour aciers HSS

Ø 1.5 queue hexagonale 1/4"

Réf : FPA15H

Comment commander. — How to order. — Wie bestellen. — Come ordinare — Como ordenar — Como encomendar



M

HSS-E Tol. ISO2/6H

TARIF page 8

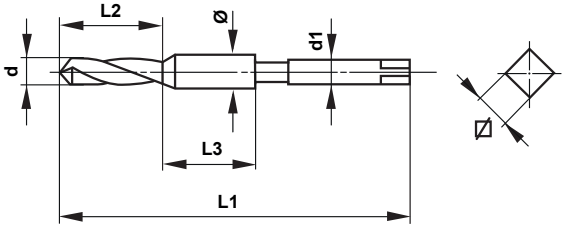

Foret Taraudeur machine queue cylindrique filetage métrique ISO DIN 13.
Combined machine tap metric ISO-thread DIN 13 cylindrical drive.
Kombi-maschinengewindebohrer metrisches ISO-gewinde DIN 13 zylinderantrieb.
Maschi combinati con punte filettatura metrica ISO DIN 13 gambo cilindrico.
Macho de máquinar corta rosca hilo métrico ISO DIN 13 vástago cilíndrico.
Machos de máquinas curta com rosca métrica perninha cilíndrica.

Réf. : FTM _ _ _ E

HSS-E (Co5%) Tol. ISO2/6H

M - - - -	Ø x Pas mm	L1 mm	L2 mm	L3 mm	d mm	d1 mm	⧄ mm
3	3 x 0.50	56	16	11	2.5	3	2.4
4	4 x 0.70	63	18	14	3.3	4	3
5	5 x 0.80	71	20	18	4.2	5	3.8
6	**6 x 1.00**	**80**	**22**	**22**	**5.0**	**6**	**4.9**
8	8 x 1.25	95	26	25	6.8	8	6.2
10	10 x 1.50	106	30	31	8.5	10	8
12	12 x 1.75	115	32	35	10.2	12	9

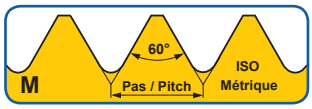

Comment commander.
How to order.
Wie bestellen.
Come ordinare
Como ordenar
Como encomendar

Ex : commande

Foret taraudeur machine filetage métrique HSS-E
M6 x 100 Queue cylindrique
Réf : FTM6E

Application HSS-E
Utilisation générale
Matériaux faciles à usiner 1100 N/mm²
Aciers non alliés ou faiblement alliés

Application HSS-E
General use
Non abrasive material up to 1100 N/mm²
Unalloyed and low alloyed steel

Anwendung HSS-E
Für allgemeinen Einsatz
Gut zerspanbare Werkstoffe bis 1100 N/mm²
Unlegierte und niedriglegierte Stähle

Applicazione HSS-E
Uso generale
Materiali con buona truciodibilità
fino a 1100 N/mm²
Acciai non legati e poco legati

Aplicación HSS-E
Para uso general
Materiales de buena mecanización
hasta 1100 N/mm²
Aceros no aleados y de baja aleación

Aplicações HSS-E
Para uso geral
Materiais de mecanização buena
até 1100 N/mm²
Aços não aleados y de baja aleación

Réf. : SETFTM3-12E

SET	
FTM 3 - 12	M 3 - 4 - 5 - 6 - 8 - 10 - 12

Comment commander.
How to order.
Wie bestellen.
Come ordinare
Como ordenar
Como encomendar

Ex : commande Set de

7 forets taraudeurs machines filetage métrique HSS- E
M 3 à M12
Réf : SETFTM3-12E

Web : http://www.sermaoutillage.eu - **Email** : serma@sermaoutillage.eu - **Tél.** : 00 33 (0)3 27.30.12.31 - **Fax** : 00 33 (0)3 27.30.17.13



BSW

HSS-E Tol. ISO2/6H

TARIF page 8

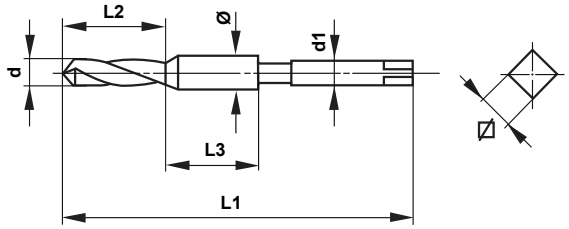

Foret taraudeur machine queue cylindrique filetage BSW ISO DIN 13.
Combined machine tap BSW ISO-thread DIN 13 cylindrical drive.
Kombi-maschinengewindebohrer BSW ISO-gewinde DIN 13 zylinderantrieb.
Maschi combinati con punte filettatura BSW ISO DIN 13 gambo cilindrico.
Macho de máquinar corta rosca hilo BSW ISO DIN 13 vástago cilíndrico.
Machos de máquinas curta com rosca BSW perninha cilíndrica.

Réf. : FTBSW _ _ _ E

HSS-E (Co5%) Tol. ISO2/6H

BSW - - - -	Ø x Pas mm	L1 mm	L2 mm	L3 mm	d mm	d1 mm	⌀ mm
18	1/8 x 40	56	16	11	2.6	3	2.4
532	5/32 x 32	63	18	14	3.2	4	3
316	3/16 x 24	71	20	18	3.7	5	3.8
14	**1/4 x 20**	**80**	**22**	**22**	**5.1**	**6**	**4.9**
516	5/16 x 18	95	26	25	6.5	8	6.2
38	3/8 x 16	106	30	31	7.9	10	8
12	1/2 x 12	115	32	35	10.5	12	9

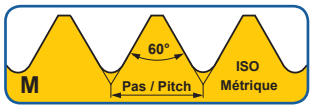

Comment commander.
How to order.
Wie bestellen.
Come ordinare
Como ordenar
Como encomendar

Ex : commande

Foret taraudeur machine filetage BSW HSS-E

BSW 1/4 x 20 Queue cylindrique

Réf : FTBSW14E

Application HSS-E

Utilisation générale
Matériaux faciles à usiner 1100 N/mm²
Aciers non alliés ou faiblement alliés

Application HSS-E

General use
Non abrasive material up to 1100 N/mm²
Unalloyed and low alloyed steel

Anwendung HSS-E

Für allgemeinen Einsatz
Gut zerspanbare Werkstoffe bis 1100 N/mm²
Unlegierte und niedriglegierte Stähle

Applicazione HSS-E

Uso generale
Materiali con buona truciodibilità
fino a 1100 N/mm²
Acciai non legati e poco legati

Aplicación HSS-E

Para uso general
Materiales de buena mecanización
hasta 1100 N/mm²
Aceros no aleados y de baja aleación

Aplicações HSS-E

Para uso geral
Materiais de mecanização buena
até 1100 N/mm²
Aços não aleados y de baja aleación

Réf. : SET FTBSW _ _ _ E

SET	
FTBSW 18 - 12	BSW 1/8 - 5/32 - 3/16 - 1/4 - 5/16 - 3/8 - 1/2

Comment commander.
How to order.
Wie bestellen.
Come ordinare
Como ordenar
Como encomendar

Ex : commande Set de

7 forets taraudeur BSW 1/8" à 1/2" HSS-E

Réf : SETFTBSW18-12E

Index F

SERMA Fournitures Industrielles

TARAUDS MACHINE HSS-E.
MACHINE TAPS HSS-E.
MASCHINENGEWINDEBOHRER HSS-E.
MASCHI A MACCHINA HSS-E.
DIN MACHO MÁQUINA HSS-E.
MACHOS MÁQUINA HSS-E.

Infos tech : P 104 P 105 P 106 P 107 P 108

Défauts constatés P 173
Origines / Remèdes P 174 P 175

Type	Forme A	Forme B	Forme C	C H/15° (H1)	C H/35° (HX)	B-AZ (AX)	2 Box Drill & Tap
M	P110	P114/115 P116/117	P112/113	P122	P118/119 P120/121	P123	P109
M - extra long		P124			P125		
M - 6G - 7G - +0,1 - 4H		P126/127			P128/129		
M - LH		P166	P165		P167		
MF		P132/133 P134/135	P130/131		P136/137 P138/139		
MF - LH		P168/169			P170/171		
BSW		P140			P141		
UNC		P142			P143		
UNF		P144			P145		
8 - UN / 12 - UN		P146/147			P148/149		
UNEF		P150			P151		
UN / UNS		P152					
G (BSP)		P155/156	P153/154		P157/158		
G (BSP) - LH			P172				
Rc (BSPT)			P159				
NPT			P160				
Rd			P161				
FG			P162				
BSC			P163				
Vg			P164				

APPLICATION PRÉCONISÉE POUR TARAUDS MACHINE.
RECOMMENDED APPLICATION OF MACHINE TAPS.
EMPFOHLENE ANWENDUNG FÜR MASCHINENGEWINDEBOHRER.
APPLICAZIONE RACCOMANDATA PER MASCHI A MACCHINA
APLICACIÓN RECOMENDADA PARA Torneiras MÁQUINA.
APLICAÇAO RECOMENDADA PARA Torneiras MÁQUINA.

	M	373 / 383	375 / 385	374 / 384	376 / 386	377 / 387	379 / 389
	Mf		395	394		397	
	BSW		705 / 715			707 / 717	
	UNC		745 / 755			747 / 757	
	UNF		765 / 775			767 / 777	
	G (BSP)		785	784		787	
Type type Typ Tipo Tipo	Tipo	A	B	C	Hel. 15°	Hel. 35°	B-AZ
Matière Material W Materiale Materia	Material						
Aciers de construction jusqu'à 500 N/mm². **Structural** steel up to 500N/mm². **Baustähle** bis 500 N/mm². **Acciaio** da costruzione a 500 N/mm². **Aceros** estructurales hasta 500 N/mm². **Aços** para a construção até 500 N/mm².		X	X	X	X	X	X
Aciers de construction >500 N/mm². **Structural Steel** >500 N/mm². **Baustähle** >500 N/mm². **Acciaio** da costruzione >500 N/mm². **Aceros** estructurales de más >500 N/mm². **Aços** para a construção acima >500 N/mm².		X	X	X	X	X	
Aciers de décolletage. **free-cutting** steel. **Automatenstähle**. **Acciaio** automatici. **Aceros** automáticos. **Aços** para tornear.			X			X	
Aciers de cémentation et de traitement. **Cementation**, Steel heat treatable Steel. **Einsatz** und Vergütungsstähle. **Acciaio** **Aceros** **Aços** cementado e temperado.			X			X	X
Aciers à outil. **Tool** Steel. **Werkzeugstähle**. **Acciaia** utensil. **Aceros** para herramienta. **Aços** para ferramentas.			X			X	
Aciers inoxydables. **Stainless** steel. **Rostfrei** Stähle. **Acciaio** inossidabile. **Aceros** inoxidables. **Aços** inoxidável.			X			X	X
Aciers moulés. **Cast** steel. **Stahlguss**. **Ghisa** acciaiosa. **Aceros** collado. **Aços** fundidos.			X		X	X	
Fonte grise / fonte graphite sphéroïdal. **Cast** Iron, spheroidal graphite Iron. **Grauguss** / Sphäroguss. **Ghisa**, grigia / Ghisa sferoidale. **FundiciÓn** gris / fundición esferolítica. **Fundição** cinzenta, fundição esferoidal.				X			
Fonte malléable. **Malleable** cast iron. **Temperguss**. **Ghisa**, malleabile. **FundiciÓn** maleable. **Ferro** fundido.		X	X	X	X	X	

Web : http://www.sermaoutillage.eu - **Email** : serma@sermaoutillage.eu - **Tél.** : 00 33 (0)3 27.30.12.31 - **Fax** : 00 33 (0)3 27.30.17.13

APPLICATION PRÉCONISÉE POUR TARAUDS MACHINE.
RECOMMENDED APPLICATION OF MACHINE TAPS.
EMPFOHLENE ANWENDUNG FÜR MASCHINENGEWINDEBOHRER.
APPLICAZIONE RACCOMANDATA PER MASCHI A MACCHINA
APLICACIÓN RECOMENDADA PARA Torneiras MÁQUINA.
APLICAÇAO RECOMENDADA PARA Torneiras MÁQUINA.

						M	373 / 383	375 / 385	374 / 384	376 / 386	377 / 387	379 / 389
						Mf		395	394		397	
						BSW		705 / 715			707 / 717	
						UNC		745 / 755			747 / 757	
						UNF		765 / 775			767 / 777	
						G (BSP)		785	784		787	
Type	type	Typ	Tipo	Tipo	Tipo		A	B	C	Hel. 15°	Hel. 35°	B-AZ
Matière	Material	W	Materiale	Materia	Material							
Laiton à copeaux courts **Ottone** trucioli corti		**Brass** short-chipping **LatÓn** mecanizado corto		**Messing** kurzspanend **Latão** cavaco curto					X			
Laiton à copeaux longs **Ottone** trucioli lungi		**Brass** long-chipping **LatÓn** mecanizado largo		**Messing** langspanend **Latão** cavaco longos				X		X	X	
Bronze **Bronzo**		**Bronze** **Bronce**		**Bronze** **Bronze**				X			X	
Cuivre **Rame**		**Cooper** **Cobre**		**Kupfer** **Cobre**				X		X	X	
Aluminium à copeaux courts **Alluminio** trucioli corti		**Aluminium-alloys** short-chipping **Aluminio** mecanizado cortas		**Alu** kurzspanend **Aluminio** cavaco curtas				X	X		X	
Aluminium à copeaux longs **Alluminio** trucioli lungi		**Aluminium-alloys** long-chipping **Aluminio** mecanizado largo		**Alu** langspanend **Aluminio** cavaco longos				X		X	X	X
Zinc et Alliages **Zinco e lega di zinco**		**Zinc alloys** **Aleación de zinc y zinc**		**Zinklegierungen** **Liga de zinco e zinco**				X		X	X	
Alliages de Magnésium **Leghe magnesio**		**Magnesium lloys** **Aleaciónes de magnesio**		**Magnesiumlegierungen** **Ligas de magnésio**				X	X		X	X
Plastiques thermoplastique **Matriali plastici** materiali termoplastici		**Plastics** thermoplastics **Plasticos** duroplasticos		thermoplaste **Plástico** termoplásticos				X			X	
Plastiques duroplastes **Matriali plastici** materiali termodurenti		**Plastics** thermosetting **Plasticos** duroplásticos		duroplaste **Plástico** duroplásticos					X			

Vitesses de coupe préconisées réfrigérant et lubrifiant pour le taraudage	Recommanded Cutting Speed coolants and lubricants for tapping	Empfohlene Schnittgeschwindigkeit kuhl und schmiermittel zum gewindeschneiden
Velocità di taglio raccomandato refrigerante e lubrificazione per filettare	Velocidad de corte recomendada lubricantes y refrigerantes para hacer hilo	Velocidade de corte recomendado lubrificantes e refrigerantes para hacer fio

Matière / Material / Werkstoff / Materiale / Materia / Material		Vc m / min
Aciers non alliés et faiblement alliés à copeaux courts. **Steel**, unalloy and low alloyed, short-chipping. **Stähle** unlegiert und niedriglegiert, kurzspanend. **Acciai** non legati bassi legati, trucioli corti. **Aceros** no aleados y de baja aleacion,virutas cortas. **Aços** não e fracamente ligados, virutas curtas.	H / E	10 - 20
Matériaux faciles à usiner à copeaux courts. **Non abrasive** Material, short-chipping. **Werkstoffe** gut zerspanbar, kurzspanend. **Materiali** con lavorazione facile / truciolo corto. **Materiales** de buena mecanización / virutas cortas. **Materials** de bom usinar / virutas curtas.	H / E	6 - 15
Aciers réfractaires à copeaux longs. **Steel**, heat resistant, long-chipping. **Stähle** hitzebeständig, langspanend. **Acciai** resistenti al calore truciolo lungo . **Aceros** resistentes al calor, virutas largo. **Aços** resistente ao calo, virutas longos.	H	4 - 8
Aciers réfractaires à copeaux courts. **Steel**, heat resistant, short-chipping. **Stähle** hitzebständig, kurrzspanend. **Acciai** resistenti al calore truciolo corto . **Aceros** resistentes al calor, virutas cortas. **Aços** resistente ao calo, virutas curtas.	H	4 - 8
Aciers de cémentation et de traitement à copeaux courts. **Steel**, cementation and heat treatable, short-chipping. **Stähle** Einsatz und Vergütungs, kurzspanend. **Acciai** da cementazione, acciai bonificati, truciolo corto. **Aceros** de cementacion y bonificados, virutas cortas. **Aços** de cementado e temperado, virutas curtas.	H	4 - 8
Aciers à outil jusqu'à 1200 N/mm². **Steel**, tool steel up to 1200 N/mm². **Stähle** Werkzeugstähle bis 1200 N/mm². **Acciai,** per utensili a 1200 N/mm². **Aceros** para herramientas hasta 1200 N/mm². **Aços** para ferramentas até 1200 N/mm².	H	4 - 6
Aciers à outil de plus de 1200 N/mm². **Steel**, tool over 1200 N/mm². **Stähle** Werkzeugstähle über 1200 N/mm². **Acciai,** per utensili sopra 1200 N/mm². **Aceros** para herramientas de más de 1200 N/mm². **Aços** para ferramentas com mais de 1200 N/mm².	H	2 - 5
Aciers inoxydables à copeaux courts. **Stainless steel**, short-chipping. **Stähle** rostf rei, kurzspanend. **Acciai,** inossidabli truciolo corto. **Aceros** inoxidable, virutas cortas. **Aços** inoxidâvel, virutas curtas.	H	5 - 10
Aciers inoxydables à copeaux longs. **Stainless steel**, long-chipping. **Stähle** rostf rei, langspanend **Acciai,** inossidabli truciolo lungo. **Aceros** inoxidable, virutas largo. **Aços** inoxidâvel, virutas longos.	H	4 - 8
Fonte moulée grise. **Iron**, cast. **Guβ**, grau. **Ghisa**, grigia. **Fundición** gris. **Fundição** cinzenta.	P / S	10 - 20
Fonte moulée à graphite sphéroïdal. **Iron**, spheroidal graphite. **Guβ**, sphäro. **Ghisa**, sferoidala. **Fundición** con graf ito esferoidal. **Fundição** esferoidal.	P / S	8 - 15
Fonte malléable. **Iron**, malleable cast. **Guβ**, Temper. **Ghisa**, malleabile. **Fundición** maleable. **Ferro** fundido.	E	6 - 12

H : Huile de coupe / Cutting oil / Schneidöl / Olii da taglio / Aceite para corte / Oleo de corte
E : Huile soluble / Oil emulsion / Emulsion / Emulsione / Taladrina / Emulsão
P : Pétrole / Oil / Petroleum / petrolio / petroleo / oleo
S : à sec / dry / Trocken / secco / seco / seco

Vc m / min

Web : http://www.sermaoutillage.eu - **Email** : serma@sermaoutillage.eu - **Tél.** : 00 33 (0)3 27.30.12.31 - **Fax** : 00 33 (0)3 27.30.17.13

Vitesses de coupe préconisées réfrigérant et lubrifiant pour le taraudage	Recommanded Cutting Speed coolants and lubricants for tapping	Empfohlene Schnittgeschwindigkeit kuhl und schmiermittel zum gewindeschneiden
Velocità di taglio raccomandato refrigerante e lubrificazione per filettare	Velocidad de corte recomendada lubricantes y refrigerantes para hacer hilo	Velocidade de corte recomendado lubrificantes e refrigerantes para hacer fio

Matière / Material / Werkstoff / Materiale / Materia / Material				Vc m / min
Laiton à copeaux courts. **Ottone** trucioli corti.	**Brass** short-chipping. **Latón** virutas cortas.	**Messing** kurzspanend. **Latão** virutas curtas.	E	20 - 30
Laiton à copeaux longs. **Ottone** trucioli lungi.	**Brass** long-chipping. **Latón** virutas largo.	**Messing** langspanend. **Latão** virutas longos.	H / E	10 - 15
Bronze à copeaux courts. **Bronzo** trucioli corti.	**Bronze** short-chipping. **Bronce** virutas cortas.	**Bronze** kurzspanend. **Bronze** virutas curtas.	H / E	8 - 15
Bronze à copeaux longs. **Bronzo** trucioli lungi.	**Bronze** long-chipping. **Bronce** virutas largo.	**Bronze** langspanend. **Bronze** virutas longos.	H / E	6 - 10
Cuivre **Rame**	**Cooper** **Cobre**	**Kupfer** **Cobre**	H / E	10 - 15
Aluminium à copeaux courts. **Alluminio** trucioli corti.	**Aluminium-alloys** short-chipping. **Aluminio** virutas cortas.	**Alu** kurzspanend. **Aluminio** virutas curtas.	H / E	20 - 30
Aluminium à copeaux longs. **Alluminio** trucioli lungi.	**Aluminium-alloys** long-chipping. **Aluminio** virutas largo.	**Alu** langspanend. **Aluminio** virutas longos.	E	10 - 20
Zinc et Alliages **Zinco e lega di zinco**	**Zinc alloys** **Aleación de zinc y zinc**	**Zinklegierungen** **Liga de zinco e zinco**	H / E	10 - 15
Alliages de Magnésium **Leghe magnesio**	**Magnesium lloys** **Aleaciones de magnesio**	**Magnesiumlegierungen** **Ligas de magnésio**	E / S	10 - 20
Alliages Titanes à copeaux courts. **Titanio** trucioli corti.	**Titanium** short-chipping. **Titanio** virutas corto.	**Titan** kurzspanend. **Titanio** virutas curtas.	S	4 - 5
Alliages Titanes à copeaux long. **Titanio** trucioli lungi.	**Titanium** long-chipping. **Titanio** virutas largo.	**Titan** langspanend. **Titanio** virutas loongos.	S	3 - 4
Plastiques thermoplastique. **Matriali plastici** materiali termoplastici.	**Plastics** thermoplastics. **Plasticos** duroplasticos.	**Kunststoffe** thermoplaste. **Plástico** termoplásticos	E / S	10 - 20
Plastiques duroplastes. **Matriali plastici** materiali termodurenti.	**Plastics** thermosetting. **Plasticos** duroplasticos.	**Kunststoffe** duroplaste. **Plástico** duroplásticos	S	5 - 10

H : Huile de coupe / Cutting oil / Schneidöl / Olii da taglio / Aceite para corte / Oleo de corte
E : Huile soluble / Oil emulsion / Emulsion / Emulsione / Taladrina / Emulsão
P : Pétrole / Oil / Petroleum / petrolio / petroleo / oleo
S : à sec / dry / Trocken / secco / seco / seco

Vc m / min

SERMA Fournitures Industrielles

Entrée 6-8 filets, pour trous débouchant courts.
6-8 threads lead, for short through holes.
6-8 gang anschnitt, für kurze durchgangslöcher.
6-8 imbocco per fori pasanti corti.
6-8 hilos de entrada, agujeros passantes cortos.
6-8 fios de entrada para furo passante cortos.

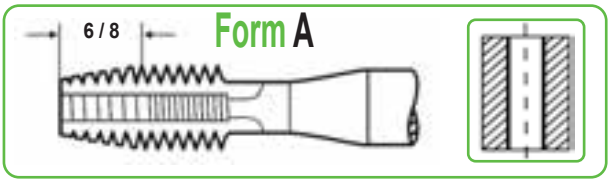

4-5 filets, avec entrée GUN, pour trous débouchants.
4-5 threads Lead with spiral point for through holes.
4-5 gang mit Schälanschnitt, für alle durchgangslöcher.
4-5 spire imbocco con imbocco corretto tutti fori passanti.
4-5 hilos de entrada con punta espiral, agujero pasantes.
4-5 fios de entrada com punto helicoidal para furos passantes.

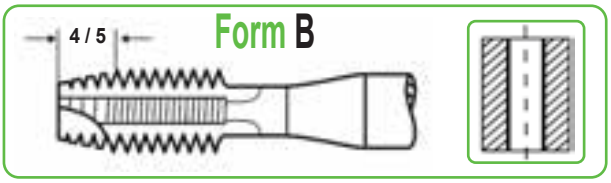

Entrée 4-5 filets avec entrée GUN et filets alternés pour trous débouchants.
4-5 threads Lead with Spiral Point and interrupted threads for through holes.
4-5 Gang mit Schälanschnitt und ausgesetzten Zähnen für Durchgangslöcher.
4-5 imbocco 4/5 spire e filetti alternati per fori passanti.
4-5 hilos de entrada con punta espiral y rosca alterno, agujero pasante.
4-5 fios de entrada com ponta helicoidal e rosca alternados para furo.

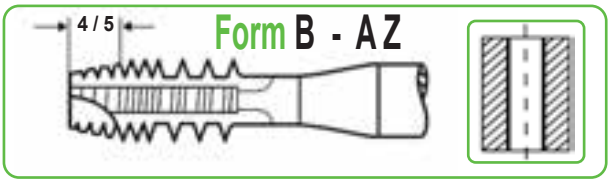

Entrée 2-3 filets pour trous borgnes.
2-3 threads lead, for blind holes.
2-3 gang Anschnitt, für Sacklöcher.
2-3 imbocco 2/3 spire per fori ciechi
2-3 hilos de entrada para agujeros ciegos.
2-3 fios de entrada para furos cegos.

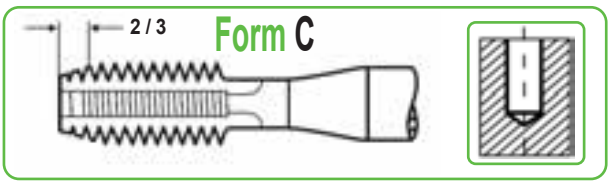

Entrée 2-3 filets, hélicoïdale 15° à droite, pour trous borgnes.
2-3 threads lead, 15° right spiral flute, for blind holes.
2-3 gang Anschnitt, 15° rechtsspirale, für Sacklöcher.
2-3 imbocco 2/3 spire spirale destra 15° per fori ciechi.
2-3 hilos de entrada con canal helicoidal derecha 15°, agujero ciergo.
2-3 fios de entrada canal helicoidal direito de 15°, para furos ciegos.

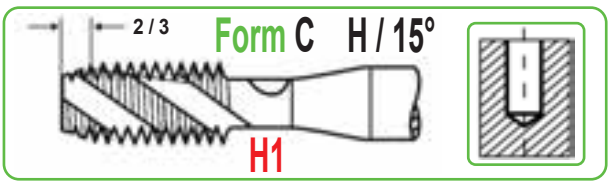

Entrée 2-3 filets, hélicoïdale 35° à droite, pour trous borgnes.
2-3 threads lead, 35° right spiral flute, for blind holes.
2-3 gang Anschnitt, 35° rechtsspirale, für Sacklöcher.
2-3 imbocco 2/3 spire spirale destra 35° per fori ciechi.
2-3 hilos de entrada con canal helicoidal derecha 35°, agujero ciergo.
2-3 fios de entrada canal helicoidal direito de 35°, para furos ciegos.

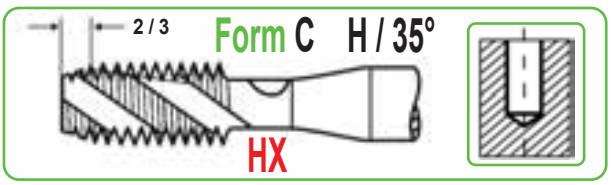

Web : http://www.sermaoutillage.eu - **Email** : serma@sermaoutillage.eu - **Tél.** : 00 33 (0)3 27.30.12.31 - **Fax** : 00 33 (0)3 27.30.17.13

2 BOX

SERMA Fournitures Industrielles

M

DIN 371

HSS-E (Co5%) Tol. ISO2/6H

TARIF page 8

M

DIN 376

HSS-E (Co5%) Tol. ISO2/6H

- 2 Box foret + taraud machine, filetage métrique ISO DIN 13.
- 2 Box twist drill + machine tap metric ISO-thread DIN 13.
- 2 Box spiralbohrer + maschinengewindebohrer, metrisches ISO-gewinde DIN 13.
- 2 Box punte + maschi a macchina filettatura metrica ISO DIN 13.
- 2 Box broca + macho Máquina rosca métrica ISO-DIN 13.
- 2 Box broca +Machos máquina rosca métrica ISO DIN 13.

Réf. : 2BOXFTMDBM . . E

DIN 371 DIN 376 Forme B HSS-E (Co5%) Tol. ISO2/6H

M ----	Ø mm		Pas		
3	3	x	0.50	2.5 mm	DIN 371
4	4	x	0.70	3.3 mm	DIN 371
5	5	x	0.80	4.2 mm	DIN 371
6	6	x	1.00	5.0 mm	DIN 371
8	8	x	1.25	6.8 mm	DIN 371
10	**10**	**x**	**1.50**	**8.5 mm**	**DIN 371**
12	12	x	1.75	10.2 mm	DIN 376
14	14	x	2.00	12.0 mm	DIN 376
16	16	x	2.00	14.0 mm	DIN 376

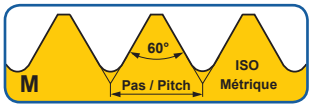

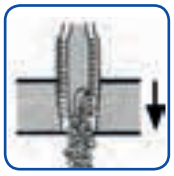

Forme B entrée GUN

Ex : commande 2 Box
1 foret + 1 taraud machine
M 10 x 1.50 HSS-E
Réf : 2BOXFTMDBM10E

Réf. : 2BOXFTMDCHXM . . E

DIN 371 DIN 376 Forme C (HX) H / 35° HSS-E (Co5%) Tol. ISO2/6H

M ----	Ø mm		Pas		
3	3	x	0.50	2.5 mm	DIN 371
4	4	x	0.70	3.3 mm	DIN 371
5	5	x	0.80	4.2 mm	DIN 371
6	6	x	1.00	5.0 mm	DIN 371
8	8	x	1.25	6.8 mm	DIN 371
10	10	x	1.50	8.5 mm	DIN 371
12	12	x	1.75	10.2 mm	DIN 376
14	**14**	**x**	**2.00**	**12.0 mm**	**DIN 376**
16	16	x	2.00	14.0 mm	DIN 376



Forme C Hélice 35° (HX)

Ex : commande 2 Box
1 foret + 1 taraud machine H/ 35°
M 14 x 2.00 HSS-E
Réf : 2BOXFTMDCHXM14E

Application HSS-E
Utilisation générale
- Matériaux faciles à usiner à 1100 N/mm²
- Aciers non alliés ou faiblement alliés
Forme B : pour trous débouchants
Forme C H/35° : pour trous borgnes
Forets HSS DIN 338, Type N
Surface brillants, rectifiés.

Application HSS-E
For general use
- Non abrasive material up to 1100 N/mm² Unalloyed and low alloyed steel
- Form B Gun for through holes
- Form C H/35° for blind holes
HSS Twist Drills DIN 338, type N
Bright finish, profile ground.

Anwendung HSS-E
Für allgemeinen Einsatz
- Gut zerspanbare Werkstoffe bis 1100 N/mm²
- Unlegierte und niedriglegierte Stähle
Form B : für Durchgangslöcher
Form C H/35° : für Sacklöcher
HSS Spiralbohrer DIN 338, Typ N
Blanke Ausführung, profilgeschliffen.

Applicazione HSS-E
Per uso universale
- Materiali con buona truciodibilità fino a R 1100 N/mm²
- Acciaio non legati e scarsamente legati
Forma B Gun per fori passanti
Forma C H/35° per fori ciechi
HSS punte DIN 338, tipo N
Superficie lucida, rettificata

Aplicación HSS-E
Para uso general
- Materiales de buena mecanización hasta 1100 N/mm²
- Aceros no aleados y de baja aleación
Form B Gun en espiral para agujeros pasantes
Form C H/35° para agujeros ciegos
Brocas HSS DIN 338, Tipo N
Superficies brillantes, rectificadas

Aplicações HSS-E
Para uso geral
- Materias de bom usinar até 1100 N/mm²
- Aço não ligado e aço fracamente
Forma B Gun para furos passantes
Forma C H/35° para furos cegos
HSS broca DIN 338 tipo N
Execuçao brilhante, retífica de perfil



M

TARIF page 8

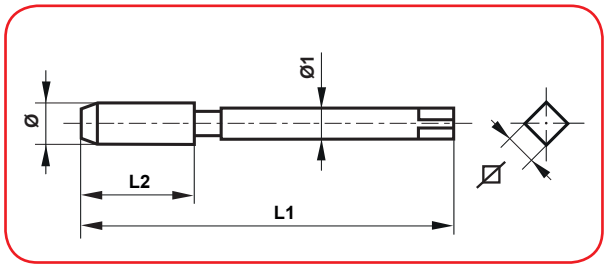

Taraud machine filetage métrique ISO DIN 13.
Machine taps metric ISO-thread DIN 13.
Maschinengewindebohrer metrisches ISO-gewinde DIN 13.
Maschi a macchina filettatura metrica ISO DIN 13.
Macho máquina rosca métrica ISO-DIN 13.
Machos máquina rosca métrica ISO DIN 13.

Réf. : 40TMDAM _ _ _ E

DIN 371 Forme A HSS-E (Co5%) Tol. ISO2/6H

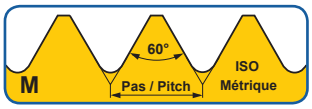

M ----	Ø Pas mm	L1 mm	L2 mm	Ø1 mm	⊡ mm
2	2 x 0.40	45	8	2.8	2.1
23	2.3 x 0.40	45	9	2.8	2.1
25	2.5 x 0.45	50	9	2.8	2.1
26	**2.6 x 0.45**	**50**	**9**	**2.8**	**2.1**
3	3 x 0.50	56	11	3.5	2.7
4	4 x 0.70	63	13	4.5	3.4
5	5 x 0.80	70	16	6	4.9
6	6 x 1.00	80	19	6	4.9
8	8 x 1.25	90	22	8	6.2
10	10 x 1.50	100	24	10	8

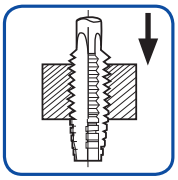

Forme A

Ex : commande
Taraud machine (DIN 371) filetage métrique
Ø M 2.6 x 0.45 HSS-E
Réf : 40TMDAM26E

Application HSS-E
Utilisation générale
Matériaux faciles à usiner 1100 N/mm²
Aciers non alliés ou faiblement alliés

Application HSS-E
General use
Non abrasive material up to 1100 N/mm²
Unalloyed and low alloyed steel

Anwendung HSS-E
Für allgemeinen Einsatz
Gut zerspanbare Werkstoffe bis 1100 N/mm²
Unlegierte und niedriglegierte Stähle

Applicazione HSS-E
Uso generale
Materiali con buona truciodibilità
fino a 1100 N/mm²
Acciai non legati e poco legati

Aplicación HSS-E
Para uso general
Materiales de buena mecanización
hasta 1100 N/mm²
Aceros no aleados y de baja aleación

Aplicações HSS-E
Para uso geral
Materiais de mecanização buena
até 1100 N/mm²
Aços não aleados y de baja aleación

Réf. : 50TMDAM _ _ _ E

DIN 376 Forme A HSS-E (Co5%) Tol. ISO2/6H

M ----	Ø Pas mm	L1 mm	L2 mm	Ø1 mm	⊡ mm
2	2 x 0.40	45	8	1.4	—
3	3 x 0.50	56	11	2.2	—
4	4 x 0.70	63	13	2.8	2.1
5	5 x 0.80	70	16	3.5	2.7
6	6 x 1.00	80	19	4.5	3.4
8	8 x 1.25	90	22	6	4.9
10	10 x 1.50	100	24	7	5.5
12	**12 x 1.75**	**110**	**29**	**9**	**7**
14	14 x 2.00	110	30	11	9
16	16 x 2.00	110	32	12	9
18	18 x 2.50	125	34	14	11
20	20 x 2.50	140	34	16	12
22	22 x 2.50	140	34	18	14.5
24	24 x 3.00	160	38	18	14.5
27	27 x 3.00	160	38	20	16
30	30 x 3.50	180	45	22	18

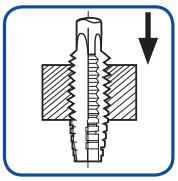

Forme A

Ex : commande
Taraud machine (DIN 376) filetage métrique
Ø M 12 x 1.75 HSS-E
Réf : 50TMDAM12E

Réf. : SETTMDAM3-12 _ _ _ E

SET	
M 3 - 12	M 3-4-5-6-8-10 (DIN 371) - M 12 (DIN 376)

Ex : commande Set de
7 tarauds machines filetage métrique HSS-E
M 3 à 12 (DIN 371 / 376)
Réf : SETTMDAM3-12E

Web : http://www.sermaoutillage.eu - **Email** : serma@sermaoutillage.eu - **Tél.** : 00 33 (0)3 27.30.12.31 - **Fax** : 00 33 (0)3 27.30.17.13





M

DIN 371

Forme C HSS-E (Co5%) Tol. ISO2/6H

TARIF page 8

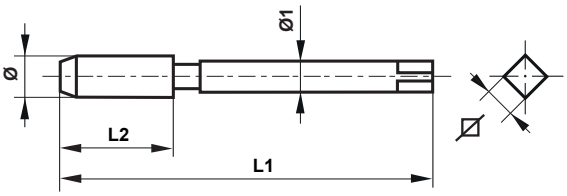

Taraud machine filetage métrique ISO DIN 13.
Machine taps metric ISO-thread DIN 13.
Maschinengewindebohrer metrisches ISO-Gewinde DIN 13.
Maschi a macchina filettatura metrica ISO DIN 13.
Macho máquina métrica ISO-rosca DIN 13.
Machos máquina rosca métrica ISO DIN 13.

Réf. : 40TMDCM _ _ _ E

DIN 371 Forme C HSS-E (Co5%) Tol. ISO2/6H

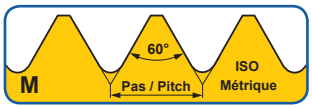

M	Ø Pas mm	L1 mm	L2 mm	Ø1 mm	⊡ mm
2	2 x 0.40	45	8	2.8	2.1
23	2.3 x 0.40	45	9	2.8	2.1
25	2.5 x 0.45	50	9	2.8	2.1
26	**2.6 x 0.45**	**50**	**9**	**2.8**	**2.1**
3	3 x 0.50	56	11	3.5	2.7
35	3.5 x 0.60	56	13	4	3
4	4 x 0.70	63	13	4.5	3.4
5	5 x 0.80	70	16	6	4.9
6	6 x 1.00	80	19	6	4.9
7	7 x 1.00	80	19	7	5.5
8	8 x 1.25	90	22	8	6.2
10	10 x 1.50	100	24	10	8

Forme C

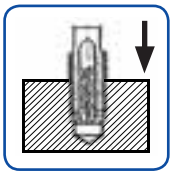

Application HSS-E
Utilisation générale
Matériaux faciles à usiner 1100 N/mm²
Aciers non alliés ou faiblement alliés

Application HSS-E
General use
Non abrasive material up to 1100 N/mm²
Unalloyed and low alloyed steel

Anwendung HSS-E
Für allgemeinen Einsatz
Gut zerspanbare Werkstoffe bis 1100 N/mm²
Unlegierte und niedriglegierte Stähle

Applicazione HSS-E
Uso generale
Materiali con buona truciodibilità
fino a 1100 N/mm²
Acciai non legati e poco legati

Aplicación HSS-E
Para uso general
Materiales de buena mecanización
hasta 1100 N/mm²
Aceros no aleados y de baja aleación

Aplicações HSS-E
Para uso geral
Materiais de mecanização buena
até 1100 N/mm²
Aços não aleados y de baja aleación

Comment commander.
How to order.
Wie bestellen.
Come ordinare
Como ordenar
Como encomendar

Ex : commande
Taraud machine (DIN 371) filetage métrique
M 2.6 x 0.45 HSS-E
Réf : 40TMDCM26E

Web : http://www.sermaoutillage.eu - **Email** : serma@sermaoutillage.eu - **Tél.** : 00 33 (0)3 27.30.12.31 - **Fax** : 00 33 (0)3 27.30.17.13



M

DIN 376

Forme C — HSS-E (Co5%) — Tol. ISO2/6H

TARIF page 8

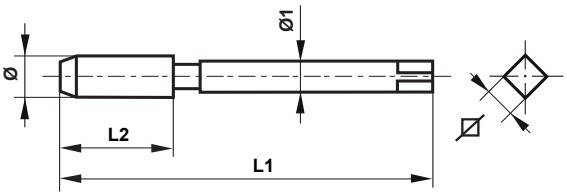

Taraud machine filetage métrique ISO DIN 13.
Machine taps metric ISO-thread DIN 13.
Maschinengewindebohrer metrisches ISO-gewinde DIN 13.

Maschi a macchina filettatura metrica ISO DIN 13.
Macho máquina métrica ISO-rosca DIN 13.
Machos máquina rosca métrica ISO DIN 13.

Réf. : 50TMDCM _ _ _ E

DIN 376 Forme C HSS-E (Co5%) Tol. ISO2/6H

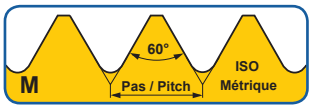

M	Ø Pas mm	L1 mm	L2 mm	Ø1 mm	⌀ mm
3	3 x 0.50	56	11	2.2	—
4	4 x 0.70	63	13	2.8	2.1
5	5 x 0.80	70	16	3.5	2.7
6	**6 x 1.00**	**80**	**19**	**4.5**	**3.4**
8	8 x 1.25	90	22	6.	4.9
10	10 x 1.50	100	24	7	5.5
11	11 x 1.50	100	24	8	6.2
12	12 x 1.75	110	29	9	7
14	14 x 2.00	110	30	11	9
16	16 x 2.00	110	32	12	9
18	18 x 2.50	125	34	14	11
20	20 x 2.50	140	34	16	12
22	22 x 2.50	140	34	18	14.5
24	24 x 3.00	160	38	18	14.5
27	27 x 3.00	160	38	20	16
30	30 x 3.50	180	45	22	18
33	33 x 3.50	180	50	25	20
36	36 x 4.00	200	56	28	22
39	39 x 4.00	200	60	32	24
42	42 x 4.50	200	60	32	24
45	45 x 4.50	220	65	36	29
48	48 x 5.00	250	70	36	29
52	52 x 5.00	250	70	40	32

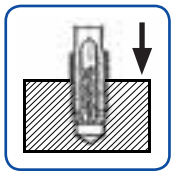

Forme C

Application HSS-E
Utilisation générale
Matériaux faciles à usiner 1100 N/mm²
Aciers non alliés ou faiblement alliés

Application HSS-E
General use
Non abrasive material up to 1100 N/mm²
Unalloyed and low alloyed steel

Anwendung HSS-E
Für allgemeinen Einsatz
Gut zerspanbare Werkstoffe bis 1100 N/mm²
Unlegierte und niedriglegierte Stähle

Applicazione HSS-E
Uso generale
Materiali con buona truciodibilità
fino a 1100 N/mm²
Acciai non legati e poco legati

Aplicación HSS-E
Para uso general
Materiales de buena mecanización
hasta 1100 N/mm²
Aceros no aleados y de baja aleación

Aplicações HSS-E
Para uso geral
Materiais de mecanização buena
até 1100 N/mm²
Aços não aleados y de baja aleación

Ex : commande

Taraud machine (DIN 376) filetage métrique

M 6 x 1.00 HSS-E

Réf : 50TMDCM6E

Réf. : SET TMDCM3-12E

SET	
M 3 - 12	M 3-4-5-6-8-10 (DIN 371) - M 12 (DIN 376)

Ex : commande Set de

7 tarauds machines filetage métrique HSS-E

M 3 à M 12 (DIN 371 / 376)

Réf : SETTMDCM3-12E



M

DIN 371 Forme B HSS-E (Co5%) Tol. ISO2/6H

TARIF page 8

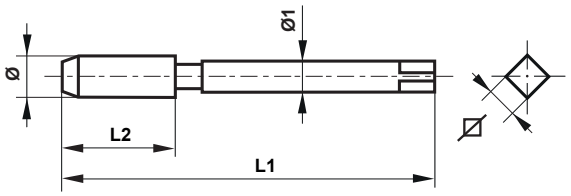

Taraud machine filetage métrique ISO DIN 13.
Machine taps metric ISO-thread DIN 13.
Maschinengewindebohrer metrisches ISO-gewinde DIN 13.

Maschi a macchina filettatura metrica ISO DIN 13.
Macho máquina métrica ISO-rosca DIN 13.
Machos máquina rosca métrica ISO DIN 13.

Réf. : 40TMDBM _ _ _ E

DIN 371 Forme B HSS-E (Co5%) Tol. ISO2/6H

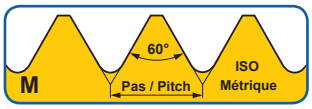

M	Ø mm	Pas	L1 mm	L2 mm	Ø1 mm	⊠ mm
1	1	x 0.25	40	5	2.5	2.1
11	1.1	x 0.25	40	5 2	5	2.1
12	1.2	x 0.25	40	5	2.5	2.1
14	**1.4**	**x 0.30**	**40**	**7**	**2.5**	**2.1**
16	1.6	x 0.35	40	8	2.5	2.1
17	1.7	x 0.35	40	8	2.5	2.1
18	1.8	x 0.35	40	8	2.5	2.1
2	2	x 0.40	45	8	2.8	2.1
25	2.5	x 0.45	50	9	2.8	2.1
3	3	x 0.50	56	11	3.5	2.7
35	3.5	x 0.60	56	13	4	3
4	4	x 0.70	63	13	4.5	3.4
5	5	x 0.80	70	16	6	4.9
6	6	x 1.00	80	19	6	4.9
7	7	x 1.00	80	19	7	5.5
8	8	x 1.25	90	22	8	6.2
10	10	x 1.50	100	24	10	8



Forme B
entrée GUN

Ex : commande
Taraud machine (DIN 371) filetage métrique
M 1.4 x 0.30 HSS-E
Réf : 40TMDBM14E

Application HSS-E / VAPO
Utilisation générale
Matériaux faciles à usiner 1100 N/mm²
Aciers non alliés ou faiblement alliés

Application HSS-E / VAPO
General use
Non abrasive material up to 1100 N/mm²
Unalloyed and low alloyed steel

Anwendung HSS-E / VAPO
Für allgemeinen Einsatz
Gut zerspanbare Werkstoffe bis 1100 N/mm²
Unlegierte und niedriglegierte Stähle

Applicazione HSS-E / VAPO
Uso generale
Materiali con buona truciodibilità
fino a 1100 N/mm²
Acciai non legati e poco legati

Réf. : 40TMDBM _ _ EVAPO

DIN 371 Forme B HSS-E (VAPO) Tol. ISO2/6H

M	Ø mm	Pas	L1 mm	L2 mm	Ø1 mm	⊠ mm
3	3	x 0.50	56	11	3.5	2.7
4	4	x 0.70	63	13	4.5	3.4
5	5	x 0.80	70	16	6	4.9
6	**6**	**x 1.00**	**80**	**19**	**6**	**4.9**
8	8	x 1.25	90	22	8	6.2
10	10	x 1.50	100	24	10	8



Forme B
entrée GUN

Ex : commande
Taraud machine (DIN 371) filetage métrique
M 6 x 1.00 HSS-E + VAPO
Réf : 40TMDBM6EVAPO

Aplicación HSS-E / VAPO
Para uso general
Materiales de buena mecanización
hasta 1100 N/mm²
Aceros no aleados y de baja aleación

Aplicações HSS-E / VAPO
Para uso geral
Materiais de mecanização buena
até 1100 N/mm²
Aços não aleados y de baja aleación



M

HSS-E + TiN

DIN 371 Forme B HSS-E (Co5%) Tol. ISO2/6H

TARIF page 8

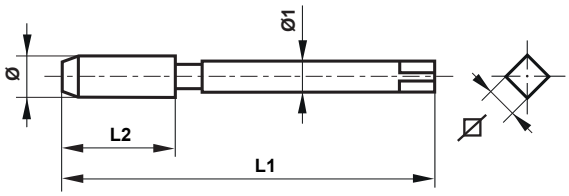

Taraud machine filetage métrique ISO DIN 13.
Machine taps metric ISO-thread DIN 13.
Maschinengewindebohrer metrisches ISO-gewinde DIN 13.

Maschi a macchina filettatura metrica ISO DIN 13.
Macho máquina métrica ISO-rosca DIN 13.
Machos máquina rosca métrica ISO DIN 13.

Réf. : 40TMDBM _ _ _ ETIN

DIN 371 Forme B HSS-E (TiN) Tol. ISO2/6H

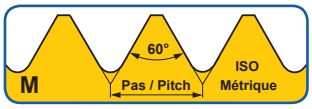

M	Ø mm	Pas	L1 mm	L2 mm	Ø1 mm	⌀ mm
3	3	x 0.50	56	11	3.5	2.7
4	4	x 0.70	63	13	4.5	3.4
5	5	x 0.80	70	16	6	4.9
6	6	x 1.00	80	19	6	4.9
8	8	x 1.25	90	22	8	6.2
10	**10**	**x 1.50**	**100**	**24**	**10**	**8**

Forme B entrée GUN





Application HSS-E / TiN
Pour utilisation générale
Matériaux faciles à usiner à 1300 N/mm²
Aciers non alliés ou faiblement alliés
Pour trous débouchants
Revêtement au nitrure de titane : TiN
Réduction de la rugosité de surface
Excellentes propriétés antifriction
Vitesse de rotation plus élevée

Application HSS-E / TiN
For general use
Non abrasive material up to 1300 N/mm²
Unalloyed and low alloyed steel
For through holes
TiN-coating : improved resistance to wear and abrasion
Excellent anti-friction properties
Faster cutting speeds possible

Anwendung HSS-E / TiN
Für allgemeinen Einsatz
Gut zerspanbare Werkstoffe bis 1300 N/mm²
Unlegierte und niedriglegierte Stähle
Für Durchgangslöcher
TiN beschichtet:
Verbesserte Verschleiß- bzw. Abriebfestigkeit
Hervorragende Gleiteigenschaften
Höhere Schnittgeschwindigkeit möglich

Applicazione HSS-E / TiN
Per uso universale
Materiali con buona truciodibilità
fino a R 1300 N/mm²
Acciai non legati e scarsamente legati
Per fori passanti
Rivestimento TiN
Migliore resistenza all' abrasione
Possibile velocità di taglio superiore

Aplicación HSS-E / TiN
Para uso general
Materiales de buena mécanización
hasta 1300 N/mm²
Aceros no aleados y de baja aleación
Para agujeros pasantes
TiN (recubrimiento de nitruro de titanio)
Excelente resistencia al desgaste y a la abrasión
Excelente propiedades antifricción
Velocidades de corte considerablemente más rapida

Aplicações HSS-E / TiN
Para uso geral
Materias de bom usinar até 1300 N/mm²
Aço não ligado e aço fracamente
Para furos passantes
Revestimento TiN
Melhor resistência ao desgaste e abrasão
Excelente qualidade de deslizamento
Maior velocidade de corte possível

Comment commander.
How to order.
Wie bestellen.

Come ordinare
Como ordenar
Como encomendar

Ex : commande
Taraud machine (DIN 371) filetage métrique
M 10 x 1.50 HSS-E + TiN
Réf : 40TMDBM10ETIN



M

DIN 376 Forme B HSS-E (Co5%) Tol. ISO2/6H

TARIF page 8

TARIF page 9

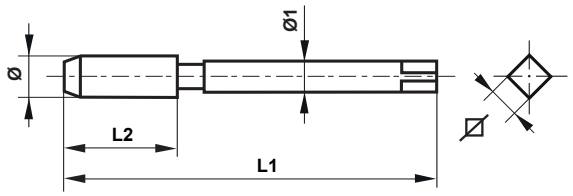

Taraud machine filetage métrique ISO DIN 13.
Machine taps metric ISO-thread DIN 13.
Maschinengewindebohrer metrisches ISO-gewinde DIN 13.

Maschi a macchina filettatura metrica ISO DIN 13.
Macho máquina métrica ISO-rosca DIN 13.
Machos máquina rosca métrica ISO DIN 13.

Réf. : 50TMDBM _ _ _ E

DIN 376 Forme B HSS-E (Co5%) Tol. ISO2/6H

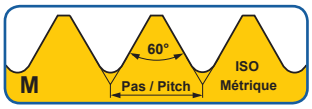

M	Ø mm	Pas	L1 mm	L2 mm	Ø1 mm	⊠ mm
3	3	x 0.50	56	11	3.5	2.7
4	4	x 0.70	63	13	4.5	3.4
5	5	x 0.80	70	16	6	4.9
6	**6**	**x 1.00**	**80**	**19**	**6**	**4.9**
8	8	x 1.25	90	22	8	6.2
9	9	x 1.25	90	22	7	5.5
10	10	x 1.50	100	24	10	8
12	12	x 1.75	110	29	9	7
14	14	x 2.00	110	30	11	9
16	16	x 2.00	110	32	12	9
18	18	x 2.50	125	34	14	11
20	20	x 2.50	140	34	16	12
22	22	x 2.50	140	34	18	14.5
24	24	x 3.00	160	38	18	14.5
27	27	x 3.00	160	38	20	16
30	30	x 3.50	180	45	22	18
33	33	x 3.50	180	50	25	20
36	36	x 4.00	200	56	28	22
39	39	x 4.00	200	60	32	24
42	42	x 4.50	200	60	32	24
45	45	x 4.50	220	65	36	29
48	48	x 5.00	250	70	36	29
52	52	x 5.00	250	70	40	32



Forme B
entrée GUN

Ex : commande
Taraud machine (DIN 376) filetage métrique
M 6 x 1.00 HSS-E
Réf : 50TMDBM6E

Application HSS-E / VAPO
Utilisation générale
Matériaux faciles à usiner 1100 N/mm²
Aciers non alliés ou faiblement alliés

Application HSS-E / VAPO
General use
Non abrasive material up to 1100 N/mm²
Unalloyed and low alloyed steel

Anwendung HSS-E / VAPO
Für allgemeinen Einsatz
Gut zerspanbare Werkstoffe bis 1100 N/mm²
Unlegierte und niedriglegierte Stähle

Applicazione HSS-E / VAPO
Uso generale
Materiali con buona truciodibilità
fino a 1100 N/mm²
Acciai non legati e poco legati

Réf. : 50TMDBM _ _ EVAPO

DIN 376 Forme B HSS-E (VAPO) Tol. ISO2/6H

M	Ø mm	Pas	L1 mm	L2 mm	Ø1 mm	⊠ mm
12	12	x 1.75	110	29	9	7
14	14	x 2.00	110	30	11	9
16	16	x 2.00	110	32	12	9
18	**18**	**x 2.50**	**125**	**34**	**14**	**11**
20	20	x 2.50	140	34	16	12



Forme B
entrée GUN

Ex : commande
Taraud machine (DIN 376) filetage métrique
M 18 x 2.50 HSS-E + VAPO
Réf : 50TMDBM18EVAPO

Aplicación HSS-E / VAPO
Para uso general
Materiales de buena mecanización
hasta 1100 N/mm²
Aceros no aleados y de baja aleación

Aplicações HSS-E / VAPO
Para uso geral
Materiais de mecanização buena
até 1100 N/mm²
Aços não aleados y de baja aleación

Web : http://www.sermaoutillage.eu - **Email** : serma@sermaoutillage.eu - **Tél.** : 00 33 (0)3 27.30.12.31 - **Fax** : 00 33 (0)3 27.30.17.13



M

HSS-E + TiN

DIN 376 Forme B HSS-E (Co5%) Tol. ISO2/6H

TARIF page 9

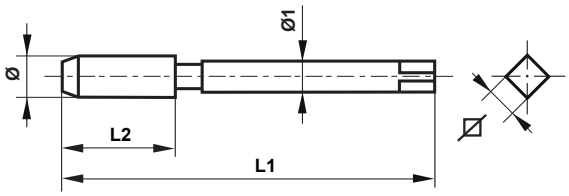

Taraud machine filetage métrique ISO DIN 13.
Machine taps metric ISO-thread DIN 13.
Maschinengewindebohrer metrisches ISO-gewinde DIN 13.
Maschi a macchina filettatura metrica ISO DIN 13.
Macho máquina métrica ISO-rosca DIN 13.
Machos máquina rosca métrica ISO DIN 13.

Réf. : 50TMDBM _ _ _ ETIN

DIN 376 Forme B HSS-E (TiN) Tol. ISO2/6H

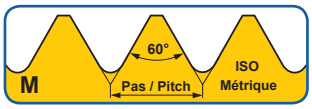

M	Ø mm	Pas	L1 mm	L2 mm	Ø1 mm	⊡ mm
12	12	x 1.75	110	29	9	7
14	14	x 2.00	110	30	11	9
16	16	x 2.00	110	32	12	9
18	**18**	**x 2.50**	**125**	**34**	**14**	**11**
20	20	x 2.50	140	34	16	12

Forme B
entrée GUN





Application HSS-E / TiN
Pour utilisation générale
Matériaux faciles à usiner à 1300 N/mm²
Aciers non alliés ou faiblement alliés
Pour trous débouchants
Revêtement au nitrure de titane : TiN
Réduction de la rugosité de surface
Excellentes propriétés antifriction
Vitesse de rotation plus élevée

Application HSS-E / TiN
For general use
Non abrasive material up to 1300 N/mm²
Unalloyed and low alloyed steel
For through holes
TiN-coating : improved resistance to wear and abrasion
Excellent anti-friction properties
Faster cutting speeds possible

Anwendung HSS-E / TiN
Für allgemeinen Einsatz
Gut zerspanbare Werkstoffe bis 1300 N/mm²
Unlegierte und niedriglegierte Stähle
Für Durchgangslöcher
TiN beschichtet:
Verbesserte Verschleiß- bzw. Abriebfestigkeit
Hervorragende Gleiteigenschaften
Höhere Schnittgeschwindigkeit möglich

Applicazione HSS-E / TiN
Per uso universale
Materiali con buona truciodibilità
fino a R 1300 N/mm²
Acciai non legati e scarsamente legati
Per fori passanti
Rivestimento TiN
Migliore resistenza all' abrasione
Possibile velocità di taglio superiore

Aplicación HSS-E / TiN
Para uso general
Materiales de buena mécanización
hasta 1300 N/mm²
Aceros no aleados y de baja aleación
Para agujeros pasantes
TiN (recubrimiento de nitruro de titanio)
Excelente resistencia al desgaste y a la abrasión
Excelente propiedades antifricción
Velocidades de corte considerablemente más rapida

Aplicações HSS-E / TiN
Para uso geral
Materias de bom usinar até 1300 N/mm²
Aço não ligado e aço fracamente
Para furos passantes
Revestimento TiN
Melhor resistência ao desgaste e abrasão
Excelente qualidade de deslizamento
Maior velocidade de corte possível

Comment commander.
How to order.
Wie bestellen.
Come ordinare
Como ordenar
Como encomendar

Ex : commande
Taraud machine (DIN 376) filetage métrique
M 18 x 2.50 HSS-E + TiN
Réf : 50TMDBM18ETIN



M

DIN 371 Forme C H / 35° HSS-E (Co5%) Tol. ISO2/6H

TARIF page 9

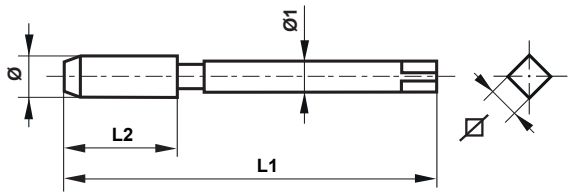

Taraud machine filetage métrique ISO DIN 13.
Machine taps metric ISO-thread DIN 13.
Maschinengewindebohrer metrisches ISO-gewinde DIN 13.
Maschi a macchina filettatura metrica ISO DIN 13.
Macho máquina métrica ISO-rosca DIN 13.
Machos máquina rosca métrica ISO DIN 13.

Réf. : 40TMDCHXM _ _ _ E

DIN 371 Forme C H / 35° HSS-E (Co5%) Tol. ISO2/6H (HX)

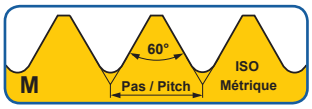

M	Ø mm	Pas	L1 mm	L2 mm	Ø1 mm	⌀ mm
1	1	x 0.25	40	4	2.5	2.1
11	1.1	x 0.25	40	4	2.5	2.1
12	1.2	x 0.25	40	4	2.5	2.1
14	**1.4**	**x 0.30**	**40**	**5**	**2.5**	**2.1**
16	1.6	x 0.35	40	6	2.5	2.1
17	1.7	x 0.35	40	6	2.5	2.1
18	1.8	x 0.35	40	6	2.5	2.1
2	2	x 0.40	45	6	2.8	2.1
25	2.5	x 0.45	50	6	2.8	2.1
3	3	x 0.50	56	6	3.5	2.7
35	3.5	x 0.60	56	6	4	3
4	4	x 0.70	63	7	4.5	3.4
5	5	x 0.80	70	8	6	4.9
6	6	x 1.00	80	10	6	4.9
7	7	x 1.00	80	12	7	5.5
8	8	x 1.25	90	14	8	6.2
10	10	x 1.50	100	16	10	8



Forme C
Hélice 35°
(HX)

Ex : commande
Taraud machine (DIN 371)
filetage métrique H / 35°
M 1.4 x 0.30 HSS-E
Réf : 40TMDCHXM14E

Application HSS-E / VAP
Utilisation générale
Matériaux faciles à usiner 1100 N/mm²
Aciers non alliés ou faiblement alliés

Application HSS-E / VAP
General use
Non abrasive material up to 1100 N/mm²
Unalloyed and low alloyed steel

Anwendung HSS-E / VAP
Für allgemeinen Einsatz
Gut zerspanbare Werkstoffe bis 1100 N/mm²
Unlegierte und niedriglegierte Stähle

Applicazione HSS-E / VAP
Uso generale
Materiali con buona truciodibilità
fino a 1100 N/mm²
Acciai non legati e poco legati

Aplicación HSS-E / VAP
Para uso general
Materiales de buena mecanización
hasta 1100 N/mm²
Aceros no aleados y de baja aleación

Aplicações HSS-E / VAP
Para uso geral
Materiais de mecanização buena
até 1100 N/mm²
Aços não aleados y de baja aleación

Réf. : 40TMDCHXM _ _ EVAPO

DIN 371 Forme C H / 35° HSS-E (VAPO) Tol. ISO2/6H (HX)

M	Ø mm	Pas	L1 mm	L2 mm	Ø1 mm	⌀ mm
3	3	x 0.50	56	6	3.5	2.7
4	4	x 0.70	63	7	4.5	3.4
5	5	x 0.80	70	8	6	4.9
6	6	x 1.00	80	10	6	4.9
8	8	x 1.25	90	14	8	6.2
10	**10**	**x 1.50**	**100**	**16**	**10**	**8**

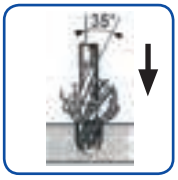

Forme C
Hélice 35°
(HX)

Ex : commande
Taraud machine (DIN 371)
filetage métrique H / 35°
M 10 x 1.50 HSS-E + VAPO
Réf : 40TMDCHXM10EVAPO



M

DIN 371 Forme C H / 35° HSS-E (Co5%) Tol. ISO2/6H

TARIF page 9

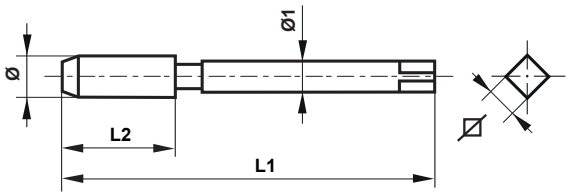

Taraud machine filetage métrique ISO DIN 13.
Machine taps metric ISO-thread DIN 13.
Maschinengewindebohrer metrisches ISO-gewinde DIN 13.
Maschi a macchina filettatura metrica ISO DIN 13.
Macho máquina métrica ISO-rosca DIN 13.
Machos máquina rosca métrica ISO DIN 13.

Réf. : 40TMDCHXM . . . ETIN

DIN 371 Forme C H / 35° (HX) HSS-E (TiN) Tol. ISO2/6H

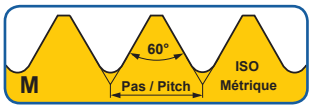

M	Ø mm	Pas	L1 mm	L2 mm	Ø1 mm	⌀ mm
3	3	x 0.50	56	6	3.5	2.7
4	4	x 0.70	63	7	4.5	3.4
5	5	x 0.80	70	8	6	4.9
6	6	x 1.00	80	10	6	4.9
8	8	x 1.25	90	14	8	6.2
10	10	x 1.50	100	16	10	8

Forme C
Hélice 35°
(HX)



Application HSS-E / TiN
Pour utilisation générale
Matériaux faciles à usiner à 1300 N/mm²
Aciers non alliés ou faiblement alliés
Pour trous borgnes
Revêtement au nitrure de titane : TiN
Réduction de la rugosité de surface
Excellentes propriétés antifriction
Vitesse de rotation plus élevée

Application HSS-E / TiN
For general use
Non abrasive material up to 1300 N/mm²
Unalloyed and low alloyed steel
For blind holes
TiN-coating : improved resistance to wear and abrasion
Excellent anti-friction properties
Faster cutting speeds possible

Anwendung HSS-E / TiN
Für allgemeinen Einsatz
Gut zerspanbare Werkstoffe bis 1300 N/mm²
Unlegierte und niedriglegierte Stähle
Für Sacklöcher
TiN beschichtet:
Verbesserte Verschleiß- bzw. Abriebfestigkeit
Hervorragende Gleiteigenschaften
Höhere Schnittgeschwindigkeit möglich

Applicazione HSS-E / TiN
Per uso universale
Materiali con buona truciodibilità fino a R 1300 N/mm²
Acciai non legati e scarsamente legati
Per fori ciechi
Rivestimento TiN
Migliore resistenza all' abrasione
Possibile velocità di taglio superiore

Aplicación HSS-E / TiN
Para uso general
Materiales de buena mécanización hasta 1300 N/mm²
Aceros no aleados y de baja aleación
Para agujeros ciegos
TiN (recubrimiento de nitruro de titanio)
Excelente resistencia al desgaste y a la abrasión
Excelente propiedades antifricción
Velocidades de corte considerablemente más rapida

Aplicações HSS-E / TiN
Para uso geral
Materias de bom usinar até 1300 N/mm²
Aço não ligado e aço fracamente
Para furos cegos
Revestimento TiN
Melhor resistência ao desgaste e abrasão
Excelente qualidade de deslizamento
Maior velocidade de corte possível

Comment commander.
How to order.
Wie bestellen.
Come ordinare
Como ordenar
Como encomendar

Ex : commande
Taraud machine (DIN 371) filetage métrique H / 35°
M 10 x 1.50 HSS-E + TiN
Réf : 40TMDCHXM10ETIN



M

DIN 376 Forme C H / 35° HSS-E (Co5%) Tol. ISO2/6H

TARIF page 9

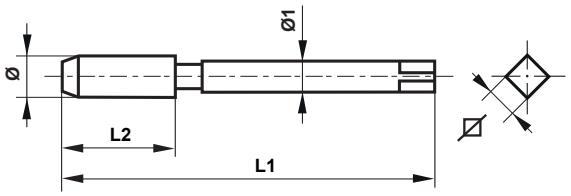

Taraud machine filetage métrique ISO DIN 13.
Machine taps metric ISO-thread DIN 13.
Maschinengewindebohrer metrisches ISO-gewinde DIN 13.
Maschi a macchina filettatura metrica ISO DIN 13.
Macho máquina métrica ISO-rosca DIN 13.
Machos máquina rosca métrica ISO DIN 13.

Réf. : 50TMDCHXM _ _ _ E

DIN 376 Forme C H / 35° (HX) HSS-E (Co5%) Tol. ISO2/6H

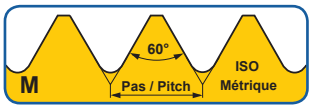

M ----	Ø mm	Pas	L1 mm	L2 mm	Ø1 mm	⊡ mm
3	3	x 0.50	56	6	2.2	—
4	4	x 0.70	63	7	2.8	2.1
5	5	x 0.80	70	8	3.5	2.7
6	6	x 1.00	80	10	4.5	3.4
8	8	x 1.25	90	14	6	4.9
10	**10**	**x 1.50**	**100**	**16**	**7**	**5.5**
12	12	x 1.75	110	18	9	7
14	14	x 2.00	110	20	11	9
16	16	x 2.00	110	22	12	9
18	18	x 2.50	125	25	14	11
20	20	x 2.50	140	25	16	12
22	22	x 2.50	140	27	18	14.5
24	24	x 3.00	160	30	18	14.5
27	27	x 3.00	160	30	20	16
30	30	x 3.50	180	35	22	18
33	33	x 3.50	180	35	25	20
36	36	x 4.00	200	40	28	22
39	39	x 4.00	200	40	32	24
42	42	x 4.50	200	45	32	24
45	45	x 4.50	220	45	36	29
48	48	x 5.00	250	50	36	29
52	52	x 5.00	250	50	40	32



Forme C
Hélice 35°
(HX)

Ex : commande
Taraud machine (DIN 376)
filetage métrique H / 35°
M 10x 1.50 HSS-E
Réf : 50TMDCHXM10E

Application HSS-E / VAPO
Utilisation générale
Matériaux faciles à usiner 1100 N/mm²
Aciers non alliés ou faiblement alliés

Application HSS-E / VAPO
General use
Non abrasive material up to 1100 N/mm²
Unalloyed and low alloyed steel

Anwendung HSS-E / VAPO
Für allgemeinen Einsatz
Gut zerspanbare Werkstoffe bis 1100 N/mm²
Unlegierte und niedriglegierte Stähle

Applicazione HSS-E / VAPO
Uso generale
Materiali con buona truciodibilità
fino a 1100 N/mm²
Acciai non legati e poco legati

Aplicación HSS-E / VAPO
Para uso general
Materiales de buena mecanización
hasta 1100 N/mm²
Aceros no aleados y de baja aleación

Aplicações HSS-E / VAPO
Para uso geral
Materiais de mecanização buena
até 1100 N/mm²
Aços não aleados y de baja aleación

Réf. : 50TMDCHXM _ _ _ EVAPO

DIN 376 Forme C H / 35° (HX) HSS-E (VAPO) Tol. ISO2/6H

M ----	Ø mm	Pas	L1 mm	L2 mm	Ø1 mm	⊡ mm
12	12	x 1.75	110	18	9.0	7.0
14	14	x 2.00	110	20	11.0	9.0
16	16	x 2.00	110	22	12.0	9.0
18	**18**	**x 2.50**	**125**	**25**	**14.0**	**11.0**
20	20	x 2.50	140	25	16.0	12.0



Forme C
Hélice 35°
(HX)

Ex : commande
Taraud machine (DIN 376)
filetage métrique H / 35°
M 18 x 2.50 HSS-E + VAPO
Réf : 50TMDCHXM18EVAPO



M

HSS-E + TiN

DIN 376 Forme C H / 35° HSS-E (Co5%) Tol. ISO2/6H

TARIF page 9

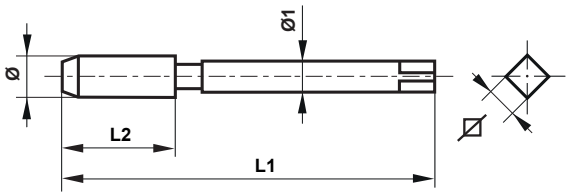

Taraud machine filetage métrique ISO DIN 13.
Machine taps metric ISO-thread DIN 13.
Maschinengewindebohrer metrisches ISO-gewinde DIN 13.
Maschi a macchina filettatura metrica ISO DIN 13.
Macho máquina métrica ISO-rosca DIN 13.
Machos máquina rosca métrica ISO DIN 13.

Réf. : 50TMDCHXM _ _ _ ETIN

DIN 376 Forme C H / 35° (HX) HSS-E (TiN) Tol. ISO2/6H

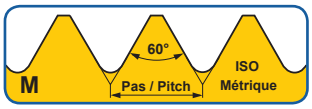

M ----	Ø mm	Pas	L1 mm	L2 mm	Ø1 mm	⌀ mm
12	12 x	1.75	110	18	9	7
14	14 x	2.00	110	20	11	9
16	16 x	2.00	110	22	12	9
18	**18 x**	**2.50**	**125**	**25**	**14**	**11**
20	20 x	2.50	140	25	16	12

Forme C
Hélice 35°
(HX)

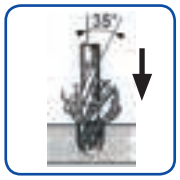

Application HSS-E / TiN
Pour utilisation générale
Matériaux faciles à usiner à 1300 N/mm²
Aciers non alliés ou faiblement alliés
Pour trous borgnes
Revêtement au nitrure de titane : TiN
Réduction de la rugosité de surface
Excellentes propriétés antifriction
Vitesse de rotation plus élevée

Application HSS-E / TiN
For general use
Non abrasive material up to 1300 N/mm²
Unalloyed and low alloyed steel
For blind holes
TiN-coating : improved resistance to wear and abrasion
Excellent anti-friction properties
Faster cutting speeds possible

Anwendung HSS-E / TiN
Für allgemeinen Einsatz
Gut zerspanbare Werkstoffe bis 1300 N/mm²
Unlegierte und niedriglegierte Stähle
Für Sacklöcher
TiN beschichtet:
Verbesserte Verschleiß- bzw. Abriebfestigkeit
Hervorragende Gleiteigenschaften
Höhere Schnittgeschwindigkeit möglich

Applicazione HSS-E / TiN
Per uso universale
Materiali con buona truciodibilità
fino a R 1300 N/mm²
Acciai non legati e scarsamente legati
Per fori ciechi
Rivestimento TiN
Migliore resistenza all' abrasione
Possibile velocità di taglio superiore

Aplicación HSS-E / TiN
Para uso general
Materiales de buena mécanización
hasta 1300 N/mm²
Aceros no aleados y de baja aleación
Para agujeros ciegos
TiN (recubrimiento de nitruro de titanio)
Excelente resistencia al desgaste y a la abrasión
Excelente propiedades antifricción
Velocidades de corte considerablemente más rapida

Aplicações HSS-E / TiN
Para uso geral
Materias de bom usinar até 1300 N/mm²
Aço não ligado e aço fracamente
Para furos cegos
Revestimento TiN
Melhor resistência ao desgaste e abrasão
Excelente qualidade de deslizamento
Maior velocidade de corte possível

Comment commander.
How to order.
Wie bestellen.
Come ordinare
Como ordenar
Como encomendar

Ex : commande
Taraud machine (DIN 376) filetage métrique H / 35°
M 18 x 2.50 HSS-E + TiN
Réf : 50TMDCHXM18ETIN



M

DIN 371 / 376 Forme C H / 15° HSS-E (Co5%) Tol. ISO2/6H

TARIF page 9

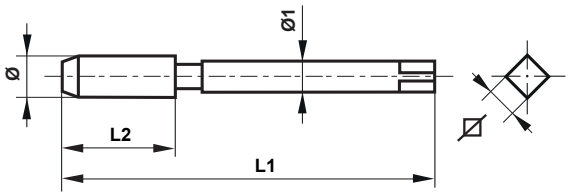

Taraud machine filetage métrique ISO DIN 13.
Machine taps metric ISO-thread DIN 13.
Maschinengewindebohrer metrisches ISO-gewinde DIN 13.
Maschi a macchina filettatura metrica ISO DIN 13.
Macho máquina rosca métrica ISO DIN 13.
Machos máquina rosca métrica ISO DIN 13.

Réf. : 40TMDCH1M _ _ _ E

DIN 371 Forme C H / 15° (H1) HSS-E (Co5%) Tol. ISO2/6H

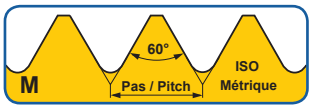

M	Ø mm	Pas	L1 mm	L2 mm	Ø1 mm	⌀ mm
3	3	x 0.50	56	11	3.5	2.7
35	3.5	x 0.60	56	13	4	3
4	4	x 0.70	63	13	4.5	3.4
5	**5**	**x 0.80**	**70**	**16**	**6**	**4.9**
6	6	x 1.00	80	19	6	4.9
7	7	x 1.00	80	19	7	5.5
8	8	x 1.25	90	22	8	6.2
10	10	x 1.50	100	24	10	8

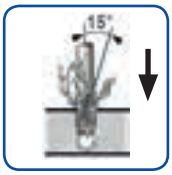

Forme C
Hélice 15°
(H1)

Ex : commande
Taraud machine (DIN 371) filetage métrique H / 15°
M 5 x 0.80 HSS-E
Réf : 40TMDCH1M5E

Application HSS-E
Utilisation générale
Matériaux faciles à usiner 1100 N/mm²
Aciers non alliés ou faiblement alliés
Pour trous borgnes

Application HSS-E
General use
Non abrasive material up to 1100 N/mm²
Unalloyed and low alloyed steel
For blind holes

Réf. : 50TMDCH1M _ _ _ E

DIN 376 Forme C H / 15° (H1) HSS-E (Co5%) Tol. ISO2/6H

M	Ø mm	Pas	L1 mm	L2 mm	Ø1 mm	⌀ mm
3	3	x 0.50	56	11	2.2	—
4	4	x 0.70	63	13	2.8	2.1
5	5	x 0.80	70	16	3.5	2.7
6	**6**	**x 1.00**	**80**	**19**	**4.5**	**3.4**
8	8	x 1.25	90	22	6	4.9
10	10	x 1.50	100	24	7	5.5
12	12	x 1.75	110	29	9	7
14	14	x 2.00	110	30	11	9
16	16	x 2.00	110	32	12	9
18	18	x 2.50	125	34	14	11
20	20	x 2.50	140	34	16	12
22	22	x 2.50	140	34	18	14.5
24	24	x 3.00	160	38	18	14.5

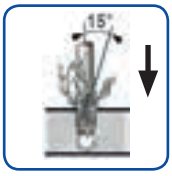

Forme C
Hélice 15°
(H1)

Ex : commande
Taraud machine (DIN 376) filetage métrique H / 15°
M 6 x 1.00 HSS-E
Réf : 50TMDCH1M6E

Anwendung HSS-E
Für allgemeinen Einsatz
Gut zerspanbare Werkstoffe bis 1100 N/mm²
Unlegierte und niedriglegierte Stähle
Für Sacklöcher

Applicazione HSS-E
Uso generale
Materiali con buona truciodibilità
fino a 1100 N/mm²
Acciai non legati e poco legati
Per fori ciechi

Aplicación HSS-E
Para uso general
Materiales de buena mecanización
hasta 1100 N/mm²
Aceros no aleados y de baja aleación
Para agujeros ciegos

Réf. : SETTMDCH1M312E

SET	
M 3 - 12	M 3-4-5-6-8-10 (DIN 371) - M 12 (DIN 376)

Ex : commande Set de
7 tarauds machines hélice 15°
filetage métrique
M 3 à M 12 HSS-E
Réf : SETTMDCH1M3-12E

Aplicações HSS-E
Para uso geral
Materiais de mecanização buena
até 1100 N/mm²
Aços não aleados y de baja aleación
Para furos cegos



M

DIN 371 / 376 Forme B - A Z HSS-E (Co5%) Tol. ISO2/6H

TARIF page 9

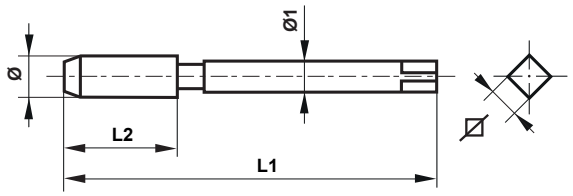

Taraud machine filetage métrique ISO DIN 13.
Machine taps metric ISO-thread DIN 13.
Maschinengewindebohrer metrisches ISO-gewinde DIN 13.
Maschi a macchina filettatura metrica ISO DIN 13.
Macho máquina métrica ISO-rosca DIN 13.
Machos máquina rosca métrica ISO DIN 13.

Réf. : 40TMDBAZM . . . E

DIN 371 Forme **B - A Z** HSS-E (Co5%) Tol. ISO2/6H

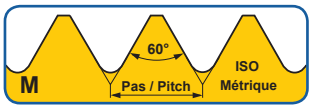

M	Ø mm	Pas	L1 mm	L2 mm	Ø1 mm	⊠ mm
3	3	x 0.50	56	11	3.5	2.7
4	4	x 0.70	63	13	4.5	3.4
5	5	x 0.80	70	16	6	4.9
6	**6**	**x 1.00**	**80**	**19**	**6**	**4.9**
8	8	x 1.25	90	22	8	6.2
10	10	x 1.50	100	24	10	8



Forme **B-A Z**

Ex : commande
Taraud machine métrique filets alternés (DIN 371)
M 6 x 1.00 HSS-E
Réf : 40TMDBAZM6E

Application HSS-E
Utilisation générale
Matériaux faciles à usiner 1100 N/mm²
Aciers non alliés ou faiblement alliés
Pour trous débouchants

Application HSS-E
General use
Non abrasive material up to 1100 N/mm²
Unalloyed and low alloyed steel
For throught holes

Réf. : 50TMDBAZM . . . E

DIN 376 Forme **B - A Z** HSS-E (Co5%) Tol. ISO2/6H

M	Ø mm	Pas	L1 mm	L2 mm	Ø1 mm	⊠ mm
3	3	x 0.50	56	11	2.2	—
4	4	x 0.70	63	13	2.8	2.1
5	5	x 0.80	70	16	3.5	2.7
6	**6**	**x 1.00**	**80**	**19**	**4.5**	**3.4**
8	8	x 1.25	90	22	6	4.9
10	10	x 1.50	100	24	7	5.5
12	12	x 1.75	110	29	9	7
14	14	x 2.00	110	30	11	9
16	16	x 2.00	110	32	12	9
18	18	x 2.50	125	34	14	11
20	20	x 2.50	140	34	16	12
22	22	x 2.50	140	34	18	14.5
24	24	x 3.00	160	38	18	14.5



Forme **B-A Z**

Ex : commande
Taraud machine métrique filets alternés (DIN 376)
M 6 x 1.00 HSS-E
Réf : 50TMDBAZM6E

Anwendung HSS-E
Für allgemeinen Einsatz
Gut zerspanbare Werkstoffe bis 1100 N/mm²
Unlegierte und niedriglegierte Stähle
Für Durchgangslöcher

Applicazione HSS-E
Uso generale
Materiali con buona truciodibilità
fino a 1100 N/mm²
Acciai non legati e poco legati
Per fori passanti

Aplicación HSS-E
Para uso general
Materiales de buena mecanización
hasta 1100 N/mm²
Aceros no aleados y de baja aleación
Para agujeros pasantes

Réf. : SETTMDBAZM3-12E

SET	
M 3 - 12	M 3-4-5-6-8-10 (DIN 371) - M 12 (DIN 376)

Ex : commande Set de
7 tarauds machines métriques filets alternés
M 3 à M 12 HSS-E
Réf : SETTMDBAZM3-12E

Aplicações HSS-E
Para uso geral
Materiais de mecanização buena
até 1100 N/mm²
Aços não aleados y de baja aleación
Para furos passantes



M

DIN 371

DIN 376

DIN 371/376 Forme B HSS-E (Co5%) Tol. ISO2/6H

TARIF page 9

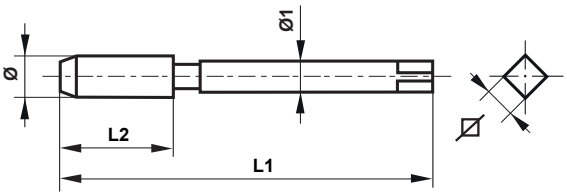

Taraud machine, extra-long filetage métrique ISO DIN 13.
Machine taps, extra long metric ISO-thread DIN 13.
Maschinengewindebohrer, extra lang metrisches ISO-gewinde DIN 13.
Maschi a macchina, extra lungo filettatura metrica ISO DIN 13.
Macho máquina, extra largos métrica ISO-rosca DIN 13.
Machos máquina, extra lungo rosca métrica ISO DIN 13.

Réf. : 40TMDBM . . EL . . . E

DIN 371 Forme B HSS-E (Co5%) Tol. ISO2/6H

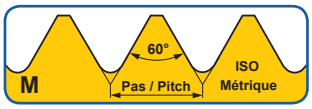

M	Ø mm	Pas	L1 mm	L2 mm	Ø1 mm	⌀ mm
100 mm	**DIN 371**					
3	3	x 0.50	100	11	3.5	2.7
4	4	x 0.70	100	13	4.5	3.4
5	5	x 0.80	100	16	6	4.9
6	6	x 1.00	100	19	6	4.9
8	8	x 1.25	100	22	8	6.2
10	10	x 1.50	100	24	10	8
12	12	x 1.75	100	29	12	9
120 mm						
4	4	x 0.70	120	13	4.5	3.4
5	5	x 0.80	120	16	6	4.9
6	6	x 1.00	120	19	6	4.9
8	8	x 1.25	120	22	8	6.2
10	10	x 1.50	120	24	10	8
12	12	x 1.75	120	29	12	9
150 mm						
4	4	x 0.70	150	13	4.5	3.4
5	5	x 0.80	150	16	6	4.9
6	6	x 1.00	150	19	6	4.9
8	**8**	**x 1.25**	**150**	**22**	**8**	**6.2**
10	10	x 1.50	150	24	10	8
12	12	x 1.75	150	29	12	9



Forme B
GUN

Ex : commande
Taraud machine métrique
Extra Long (DIN 371)
M 8 x 1.25 L1-150 HSS-E
Réf : 40TMDBM8EL150E

Application HSS-E
Utilisation générale dans les endroits d'accès difficile
Matériaux faciles à usiner à 1100 N/mm²
Aciers non alliés ou faiblement alliés
Pour trous débouchants

Application HSS-E
For general use in awkward places
Non abrasive material up to 1100 N/mm²
Unalloyed and low alloyed steel
For through holes

Anwendung HSS-E
Allgemeinen Einsatz zum Gewindeschneiden an schwer zugänglichen Stellen
Gut zerspanbare Werkstoffe bis 1100 N/mm²
Unlegierte und niedriglegierte Stähle
Durchgangslöcher

Applicazione HSS-E
Uso generale
Materiali con buona truciodibilità fino a 1100 N/mm²
Acciai non legati e poco legati
Per fori passanti

Réf. : 50TMDBM . . EL . . . E

DIN 376 Forme B HSS-E (Co5%) Tol. ISO2/6H

M	Ø mm	Pas	L1 mm	L2 mm	Ø1 mm	⌀ mm
150 mm	**DIN 376**					
4	4	x 0.70	150	13	2.8	2.1
5	5	x 0.80	150	16	3.5	2.7
6	6	x 1.00	150	19	4.5	3.4
8	**8**	**x 1.25**	**150**	**22**	**6**	**4.9**
10	10	x 1.50	150	24	7	5.5
12	12	x 1.75	150	29	9	7



Forme B
GUN

Ex : commande
Taraud machine métrique
Extra Long (DIN 376)
M 8 x 1.25 L1-150 HSS-E
Réf : 50TMDBM8EL150E

Aplicación HSS-E
Para uso general
Materiales de buena mecanización hasta 1100 N/mm²
Aceros no aleados y de baja aleación
Para agujeros pasantes

Aplicações HSS-E
Para uso geral
Materiais de mecanização buena até 1100 N/mm²
Aços não aleados y de baja aleación
Para furos passantes

Web : http://www.sermaoutillage.eu - **Email** : serma@sermaoutillage.eu - **Tél.** : 00 33 (0)3 27.30.12.31 - **Fax** : 00 33 (0)3 27.30.17.13



M

DIN 371 Forme C H / 35° HSS-E (Co5%) Tol. ISO2/6H

TARIF page 9

TARIF page 10

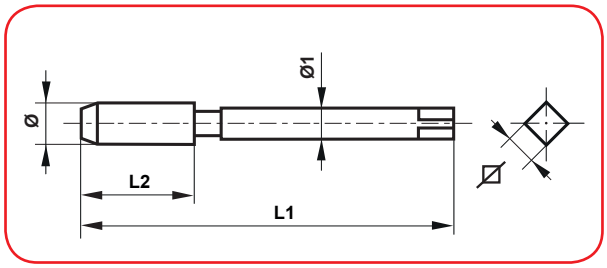

Taraud machine, extra-long filetage métrique ISO DIN 13.
Machine taps, extra long metric ISO-thread DIN 13.
Maschinengewindebohrer, extra lang metrisches ISO-Gewinde DIN 13.
Maschi a macchina, extra lungo filettatura metrica ISO DIN 13.
Macho máquina, extra largos métrica ISO-rosca DIN 13.
Machos máquina, extra lungo rosca métrica ISO DIN 13.

Réf. : 40TMDCHXM . . EL . . . E

DIN 371 Forme C H / 35° HSS-E (Co5%) Tol. ISO2/6H (HX)

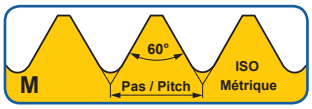

M	Ø mm	Pas	L1 mm	L2 mm	Ø1 mm	⌀ mm
100 mm	**DIN 371**					
3	3	x 0.50	100	6	3.5	2.7
4	4	x 0.70	100	7	4.5	3.4
5	5	x 0.80	100	8	6	4.9
6	6	x 1.00	100	10	6	4.9
8	8	x 1.25	100	14	8	6.2
10	**10**	**x 1.50**	**100**	**16**	**10**	**8**
12	12	x 1.75	100	18	12	9
120 mm						
4	4	x 0.70	120	7	4.5	3.4
5	5	x 0.80	120	8	6	4.9
6	6	x 1.00	120	10	6	4.9
8	8	x 1.25	120	14	8	6.2
10	10	x 1.50	120	16	10	8
12	12	x 1.75	120	18	12	9
150 mm						
4	4	x 0.70	150	7	4.5	3.4
5	5	x 0.80	150	8	6	4.9
6	6	x 1.00	150	10	6	4.9
8	8	x 1.25	150	14	8	6.2
10	10	x 1.50	150	16	10	8
12	12	x 1.75	150	18	12	9



Forme C
Hélice 35°
(HX)

Ex : commande
Taraud machine métrique
hélice 35° Extra Long (DIN 371)
M 10 x 1.50 L1-100 HSS-E
Réf : 40TMDCHXM10EL100E

Application HSS-E
Utilisation générale
Matériaux faciles à usiner 1100 N/mm²
Aciers non alliés ou faiblement alliés
Pour trous borgnes

Application HSS-E
General use
Non abrasive material up to 1100 N/mm²
Unalloyed and low alloyed steel
For blind holes

Anwendung HSS-E
Für allgemeinen Einsatz
Gut zerspanbare Werkstoffe bis 1100 N/mm²
Unlegierte und niedriglegierte Stähle
Für Sacklöcher

Applicazione HSS-E
Uso generale
Materiali con buona truciodibilità
fino a 1100 N/mm²
Acciai non legati e poco legati
Per fori ciechi

Réf. : 50TMDCHXM . . EL . . . E

DIN 376 Forme C H / 35° HSS-E (Co5%) Tol. ISO2/6H (HX)

M	Ø mm	Pas	L1 mm	L2 mm	Ø1 mm	⌀ mm
150 mm	**DIN 376**					
4	4	x 0.70	150	7	2.8	2.1
5	5	x 0.80	150	8	3.5	2.7
6	6	x 1.00	150	10	4.5	3.4
8	**8**	**x 1.25**	**150**	**14**	**6**	**4.9**
10	10	x 1.50	150	16	7	5.5
12	12	x 1.75	150	18	9	7



Forme C
Hélice 35°
(HX)

Ex : commande
Taraud machine métrique
hélice 35° Extra Long (DIN 376)
M 8 x 1.25 L1-150 HSS-E
Réf : 50TMDCHXM8EL150E

Aplicación HSS-E
Para uso general
Materiales de buena mecanización
hasta 1100 N/mm²
Aceros no aleados y de baja aleación
Para agujeros ciegos

Aplicações HSS-E
Para uso geral
Materiais de mecanização buena
até 1100 N/mm²
Aços não aleados y de baja aleación
Para furos cegos



M (+)

DIN 371 / 376 Forme B HSS-E (Co5%)

TARIF page 10

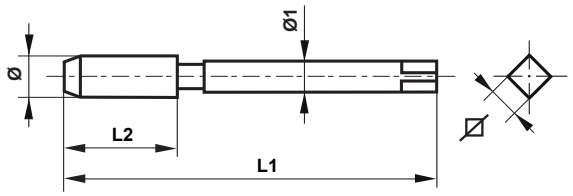

Taraud machine, majoré filetage métrique ISO DIN 13.
Machine taps, with oversize metric ISO-thread DIN 13.
Maschinengewindebohrer, mit übermaß metrisches ISO-gewinde DIN 13.
Maschi a macchina, maggiorati filettatura metrica ISO DIN 13.
Macho máquina, sobredimensionado métrica ISO-rosca DIN 13.
Machos máquina, sobredimensionado rosca métrica ISO DIN 13.

Réf. : 40TM+6GDBM . . . E

Réf. : 50TM+6GDBM . . . E

DIN 371 / 376
Forme B
HSS-E (Co5%)

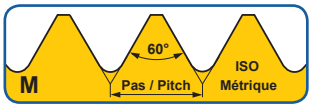

M	Ø mm	Pas	L1 mm	L2 mm	Ø1 mm	⌀ mm
+ 6G		Majoré	/	Over size		DIN 371
25	2.5	x 0.45	50	9	2.8	2.1
3	3	x 0.50	56	11	3.5	2.7
4	4	x 0.70	63	13	4.5	3.4
5	**5**	**x 0.80**	**70**	**16**	**6**	**4.9**
6	6	x 1.00	80	19	6	4.9
8	8	x 1.25	90	22	8	6.2
10	10	x 1.50	100	24	10	8
+ 6G		Majoré	/	Over size		DIN 376
12	12	x 1.75	110	29	9	7
14	**14**	**x 2.00**	**110**	**30**	**11**	**9**
16	16	x 2.00	110	32	12	9
18	18	x 2.50	125	34	14	11
20	20	x 2.50	140	34	16	12



Forme B
entrée GUN

Ex : commande
Taraud majoré 6G métrique
M 5 x 0.80 HSS-E (DIN 371)
Réf : 40TM+6GDBM5E

Ex : commande
Taraud majoré 6G métrique
M 14 x 2.00 HSS-E (DIN 376)
Réf : 50TM+6GDBM14E

Réf. : 40TM+7GDBM . . . E

Réf. : 50TM+7GDBM . . . E

+ 7G		Majoré	/	Over size		DIN 371
3	3	x 0.50	56	11	3.5	2.7
4	4	x 0.70	63	13	4.5	3.4
5	5	x 0.80	70	16	6	4.9
6	**6**	**x 1.00**	**80**	**19**	**6**	**4.9**
8	8	x 1.25	90	22	8	6.2
10	10	x 1.50	100	24	10	8
+ 7G		Majoré	/	Over size		DIN 376
12	**12**	**x 1.75**	**110**	**29**	**9**	**7**

Ex : commande
Taraud majoré 7G métrique
M 6 x 1.00 HSS-E (DIN 371)
Réf : 40TM+7GDBM6E

Ex : commande
Taraud majoré 7G métrique
M 12 x 1.75 HSS-E (DIN 376)
Réf : 50TM+7GDBM12E

Réf. : 40TM+01DBM . . . E

Réf. : 50TM+01DBM . . . E

+ 0,1 mm		Majoré	/	Over size		DIN 371
3	3	x 0.50	56	11	3.5	2.7
4	4	x 0.70	63	13	4.5	3.4
5	5	x 0.80	70	16	6	4.9
6	**6**	**x 1.00**	**80**	**19**	**6**	**4.9**
8	8	x 1.25	90	22	8	6.2
10	10	x 1.50	100	24	10	8
+ 0,1 mm		Majoré	/	Over size		DIN 376
12	**12**	**x 1.75**	**110**	**29**	**9**	**7**

Ex : commande
Taraud majoré + 0,1 métrique
M 6 x 1.00 HSS-E (DIN 371)
Réf : 40TM+01DBM6E

Ex : commande
Taraud majoré + 0,1 métrique
M 12 x 1.75 HSS-E (DIN 376)
Réf : 50TM+01DBM12E

Application HSS-E
Utilisation générale
Matériaux faciles à usiner 1100 N/mm²
Aciers non alliés ou faiblement alliés
Matériaux à copeaux continus
Pour trous débouchants

Application HSS-E
General use
Non abrasive material up to 1100 N/mm²
Unalloyed and low alloyed steel
Long chipping material
For through holes

Anwendung HSS-E
Für allgemeinen Einsatz
Gut zerspanbare Werkstoffe bis 1100 N/mm²
Unlegierte und niedriglegierte Stähle
Langspanende Werkstoffe
Für Durchgangslöcher

Applicazione HSS-E
Uso generale
Materiali con buona truciodibilità
fino a 1100 N/mm²
Acciaio non legati e scarsamente legati
Materiali truciolo lungo
Per fori passanti

Aplicación HSS-E
Para uso general
Materiales de buena mecanización
hasta 1100 N/mm²
Aceros no aleados y de baja aleación
Materiales de mecanización larga
Para agujeros pasantes

Aplicações HSS-E
Para uso geral
materias de bom usinar até 1100 N/mm²
Aço não ligado e aço fracamente
Para materias com cavaco longo
Para furos passantes



M (–)

DIN 371/376 Forme B HSS-E (Co5%) Tol. ISO1/4H

TARIF page 10

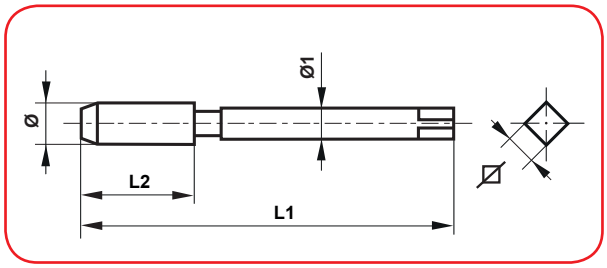

Taraud machine minorée filetage métrique ISO DIN 13.
Machine taps, with undersize metric ISO-thread DIN13.
Maschinengewindebohrer mit feinpassung metrisches ISO-gewinde DIN 13.
Maschi a macchina, minorati filettatura metrica ISO DIN 13.
Macho máquina, reducido métrica ISO-rosca DIN 13.
Machos máquina, reduzido rosca métrica ISO DIN 13.

Réf. : 40TM-4HDBM . . . E

DIN 371 Forme B HSS-E (Co5%) Tol. ISO1/4H

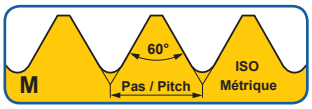

M	Ø mm	Pas	L1 mm	L2 mm	Ø1 mm	⌀ mm
- 4H	Minoré		/	undersize		DIN 371
3	3	x 0.50	56	11	3.5	2.7
4	4	x 0.70	63	13	4.5	3.4
5	5	x 0.80	70	16	6	4.9
6	**6**	**x 1.00**	**80**	**19**	**6**	**4.9**
8	8	x 1.25	90	22	8	6.2
10	10	x 1.50	100	24	10	8



Forme B
entrée GUN

Ex : commande
Taraud minoré 4H métrique (DIN 371)
M 6 x 1.00 HSS-E
Réf : 40TM-4HDBM6E

Application HSS-E
Utilisation générale
Matériaux faciles à usiner 1100 N/mm²
Aciers non alliés ou faiblement alliés
Matériaux à copeaux continus
Pour trous débouchants

Application HSS-E
General use
Non abrasive material up to 1100 N/mm²
Unalloyed and low alloyed steel
Long chipping material
For through holes

Anwendung HSS-E
Für allgemeinen Einsatz
Gut zerspanbare Werkstoffe bis 1100 N/mm²
Unlegierte und niedriglegierte Stähle
Langspanende Werkstoffe
Für Durchgangslöcher

Réf. : 50TM-4HDBM . . . E

DIN 376 Forme B HSS-E (Co5%) Tol. ISO1/4H

M	Ø mm	Pas	L1 mm	L2 mm	Ø1 mm	⌀ mm
- 4H	Minoré		/	undersize		DIN 376
12	12	x 1.75	110	29	9	7
14	**14**	**x 2.00**	**110**	**30**	**11**	**9**
16	16	x 2.00	110	32	12	9



Forme B
entrée GUN

Applicazione HSS-E
Uso generale
Materiali con buona truciodibilità
fino a 1100 N/mm²
Acciaio non legati e scarsamente legati
Materiali truciolo lungo
Per fori passanti

Aplicações HSS-E
Para uso geral
materias de bom usinar até 1100 N/mm²
Aço não ligado e aço fracamente
Para materias com cavaco lungo
Para furos passantes

Aplicación HSS-E
Para uso general
Materiales de buena mecanización
hasta 1100 N/mm²
Aceros no aleados y de baja aleación
Materiales de mecanización larga
Para agujeros pasantes

Ex : commande
Taraud minoré 4H (DIN 376) filetage métrique
M 14 x 2.00 HSS-E
Réf : 50TM-4HDBM14E

Comment commander.
How to order.
Wie bestellen.
Come ordinare
Como ordenar
Como encomendar



M (+)

DIN 371

DIN 376

DIN 371 / 376 Forme C H / 35° HSS-E (Co5%)

TARIF page 10

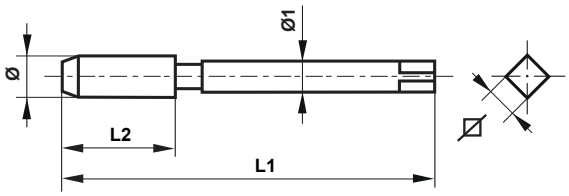

Taraud machine hélicoïdal majoré filetage métrique ISO DIN 13. | helical machine taps with oversize metric ISO-thread DIN 13. | Helikalen maschinengewindebohrer mit übermaß metrisches ISO-gewinde DIN 13.

Maschi a macchina elicoidale maggiorati filettatura metrica ISO DIN 13. | Macho máquina, helicoidal sobredimensionado métrica ISO-rosca DIN 13. | Machos máquina helicoidal sobredimensionado rosca métrica ISO DIN 13.

Réf. : 40TM+6GDCHXM . . . E

Réf. : 50TM+6GDCHXM . . . E

DIN 371 / 376
Forme C H / 35°
HSS-E (Co5%)

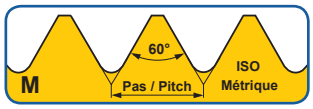

M	Ø mm	Pas	L1 mm	L2 mm	Ø1 mm	⌀ mm
+ 6G		Majoré	/	Over size		DIN 371
3	3	x 0.50	56	6	3.5	2.7
4	4	x 0.70	63	7	4.5	3.4
5	5	x 0.80	70	8	6	4.9
6	6	x 1.00	80	10	6	4.9
8	8	x 1.25	90	14	8	6.2
10	10	x 1.50	100	16	10	8
+ 6G		Majoré	/	Over size		DIN 376
12	12	x 1.75	110	18	9	7
14	14	x 2.00	110	20	11	9
16	16	x 2.00	110	22	12	9
18	18	x 2.50	125	25	14	11
20	20	x 2.50	140	25	16	12



Forme C
Hélice 35°
(HX)

Ex : commande
Taraud majoré 6G métrique H / 35
M 6 x 1.00 HSS-E (DIN 371)
Réf : 40TM+6GDCHXM6E

Ex : commande
Taraud majoré 6G métrique H / 35
M 14 x 2.00 HSS-E (DIN 376)
Réf : 50TM+6GDCHXM14E

Réf. : 40TM+7GDCHXM . . . E

Réf. : 50TM+7GDCHXM . . . E

+ 7G		Majoré	/	Over size		DIN 371
3	3	x 0.50	56	6	3.5	2.7
4	4	x 0.70	63	7	4.5	3.4
5	5	x 0.80	70	8	6	4.9
6	6	x 1.00	80	10	6	4.9
8	8	x 1.25	90	14	8	6.2
10	10	x 1.50	100	16	10	8
+ 7G		Majoré	/	Over size		DIN 376
12	12	x 1.75	110	18	9	7

Ex : commande
Taraud majoré 7G métrique H / 35
M 6 x 1.00 HSS-E (DIN 371)
Réf : 40TM+7GDCHXM6E

Ex : commande
Taraud majoré 7G métrique H / 35
M 12 x 1.75 HSS-E (DIN 376)
Réf : 50TM+7GDCHXM12E

Réf. : 40TM+01DCHXM . . . E

Réf. : 50TM+01DCHXM . . . E

+ 0,1 mm		Majoré	/	Over size		DIN 371
3	3	x 0.50	56	6	3.5	2.7
4	4	x 0.70	63	7	4.5	3.4
5	5	x 0.80	70	8	6	4.9
6	6	x 1.00	80	10	6	4.9
8	8	x 1.25	90	14	8	6.2
10	10	x 1.50	100	16	10	8
+ 0,1 mm		Majoré	/	Over size		DIN 376
12	12	x 1.75	110	29	9	7

Ex : commande
Taraud majoré + 0,1 métrique H / 35
M 6 x 1.00 HSS-E (DIN 371)
Réf : 40TM+01DCHXM6E

Ex : commande
Taraud majoré + 0,1 métrique H / 35
M 12 x 1.75 HSS-E (DIN 376)
Réf : 50TM+01DCHXM12E

Application HSS-E

Utilisation générale
Matériaux faciles à usiner 1100 N/mm²
Aciers non alliés ou faiblement alliés
Pour trous borgnes

Application HSS-E

General use
Non abrasive material up to 1100 N/mm²
Unalloyed and low alloyed steel
For blind holes

Anwendung HSS-E

Für allgemeinen Einsatz
Gut zerspanbare Werkstoffe bis 1100 N/mm²
Unlegierte und niedriglegierte Stähle
Für Sacklöcher

Applicazione HSS-E

Uso generale
Materiali con buona truciodibilità
fino a 1100 N/mm²
Acciai non legati e poco legati
Per fori ciechi

Aplicación HSS-E

Para uso general
Materiales de buena mecanización
hasta 1100 N/mm²
Aceros no aleados y de baja aleación
Para agujeros ciegos

Aplicações HSS-E

Para uso geral
Materiais de mecanização buena
até 1100 N/mm²
Aços não aleados y de baja aleación
Para furos cegos

Web : http://www.sermaoutillage.eu - **Email** : serma@sermaoutillage.eu - **Tél.** : 00 33 (0)3 27.30.12.31 - **Fax** : 00 33 (0)3 27.30.17.13



M (–)

DIN 371/376 Forme C H / 35° HSS-E (Co5%) Tol. ISO1/4H

TARIF page 10

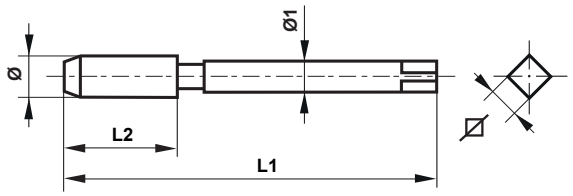

Taraud machine, minoré filetage métrique ISO DIN 13.
Machine taps, with undersize metric ISO-thread DIN13.
Maschinengewindebohrer mit feinpassung metrisches ISO-gewinde DIN 13.
Maschi a macchina, tolleranza ridotta filettatura metrica ISO DIN 13.
Macho máquina, con tolerancia reducida métrica ISO-rosca DIN 13.
Machos máquina, tolerância reduzida rosca métrica ISO DIN 13.

Réf. : 40TM-4HDCHXM _ _ _ E

DIN 371 Forme C H / 35° (HX) HSS-E (Co5%) Tol. ISO1/4H

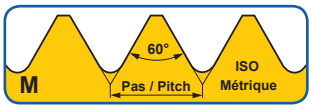

M	Ø mm	Pas	L1 mm	L2 mm	Ø1 mm	⊡ mm
- 4H	DIN 371					
3	3	x 0.50	56	6	3.5	2.7
4	4	x 0.70	63	7	4.5	3.4
5	5	x 0.80	70	8	6	4.9
6	6	x 1.00	80	10	6	4.9
8	8	x 1.25	90	14	8	6.2
10	10	x 1.50	100	16	10	8



Forme C
Hélice 35°
(HX)

Ex : commande
Taraud hélicoïdal minoré 4H métrique H / 35° (DIN 371)
M 4 x 0.70 HSS-E
Réf : 40TM-4HDCHXM4E

Application HSS-E
Utilisation générale
Matériaux faciles à usiner 1100 N/mm²
Aciers non alliés ou faiblement alliés
Pour trous borgnes

Application HSS-E
General use
Non abrasive material up to 1100 N/mm²
Unalloyed and low alloyed steel
For blind holes

Anwendung HSS-E
Für allgemeinen Einsatz
Gut zerspanbare Werkstoffe bis 1100 N/mm²
Unlegierte und niedriglegierte Stähle
Für Sacklöcher

Réf. : 50TM-4HDCHXM _ _ _ E

DIN 376 Forme C H / 35° (HX) HSS-E (Co5%) Tol. ISO1/4H

M	Ø mm	Pas	L1 mm	L2 mm	Ø1 mm	⊡ mm
- 4H	DIN 376					
12	12	x 1.75	110	18	9	7
14	14	x 2.00	110	20	11	9
16	16	x 2.00	110	22	12	9



Forme C
Hélice 35°
(HX)

Applicazione HSS-E
Uso generale
Materiali con buona truciodibilità
fino a 1100 N/mm²
Acciai non legati e poco legati
Per fori ciechi

Aplicações HSS-E
Para uso geral
Materiais de mecanização buena
até 1100 N/mm²
Aços não aleados y de baja aleación
Para furos cegos

Aplicación HSS-E
Para uso general
Materiales de buena mecanización
hasta 1100 N/mm²
Aceros no aleados y de baja aleación
Para agujeros ciegos

Ex : commande
Taraud minoré 4H (DIN 376) hélice 35° filetage métrique
M 14 x 2.00 HSS-E
Réf : 50TM-4HDCHXM14E

Comment commander.
How to order.
Wie bestellen.
Come ordinare
Como ordenar
Como encomendar



MF

DIN 374 Forme C HSS-E (Co5%) Tol. ISO2/6H

TARIF page 10

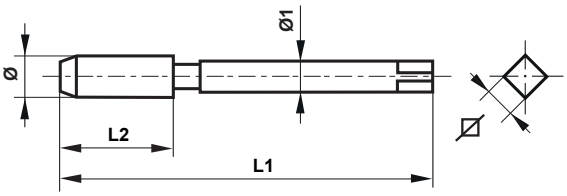

Taraud machine filetage métrique pas fin ISO DIN 13.
Machine taps metric-fine ISO-thread DIN 13.
Maschinengewindebohrer metrisches ISO-feingewinde DIN 13.
Maschi a macchina filettatura metrica fine ISO DIN 13.
Macho máquina métrica fina ISO-rosca DIN 13.
Machos máquina rosca métrica fina ISO DIN 13.

Réf. : 45TMDCMF_ _ _ E

DIN 374 Forme C HSS-E (Co5%) Tol. ISO2/6H

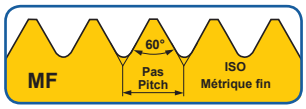

MF	Ø mm	Pas	L1 mm	L2 mm	Ø1 mm	⌀ mm
4035	4	x 0.35	63	10	2.8	2.1
5050	5	x 0.50	70	12	3.5	2.7
6075	6	x 0.75	80	14	4.5	3.4
8075	8	x 0.75	80	19	6	4.9
8100	8	x 1.00	90	22	6	4.9
10100	10	x 1.00	90	20	7	5.5
10125	10	x 1.25	100	24	7	5.5
12100	12	x 1.00	100	22	9	7
12125	12	x 1.25	100	22	9	7
12150	**12**	**x 1.50**	**100**	**22**	**9**	**7**
14100	14	x 1.00	100	22	11	9
14125	14	x 1.25	100	22	11	9
14150	14	x 1.50	100	22	11	9
16100	16	x 1.00	100	22	12	9
16150	16	x 1.50	100	22	12	9
18100	18	x 1.00	110	25	14	11
18150	18	x 1.50	110	25	14	11
18200	18	x 2.00	125	34	14	11
20100	20	x 1.00	125	25	16	12
20125	20	x 1.25	125	25	16	12
20150	20	x 1.50	125	25	16	12
20200	20	x 2.00	140	34	16	12
22100	22	x 1.00	125	25	18	14.5
22150	22	x 1.50	125	25	18	14.5
22200	22	x 2.00	140	34	18	14.5
24100	24	x 1.00	140	28	18	14.5
24150	24	x 1.50	140	28	18	14.5
24200	24	x 2.00	140	28	18	14.5
25100	25	x 1.00	140	28	18	14.5

→ Suite p131

Forme C

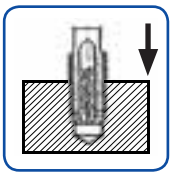

Application HSS-E
Utilisation générale
Matériaux faciles à usiner 1100 N/mm²
Aciers non alliés ou faiblement alliés
Pour trous borgnes

Application HSS-E
General use
Non abrasive material up to 1100 N/mm²
Unalloyed and low alloyed steel
For blind holes

Anwendung HSS-E
Für allgemeinen Einsatz
Gut zerspanbare Werkstoffe bis 1100 N/mm²
Unlegierte und niedriglegierte Stähle
Für Sacklöcher

Applicazione HSS-E
Uso generale
Materiali con buona truciodibilità
fino a 1100 N/mm²
Acciai non legati e poco legati
Per fori ciechi

Aplicações HSS-E
Para uso geral
Materiais de mecanização buena
até 1100 N/mm²
Aços não aleados y de baja aleación
Para furos cegos

Aplicación HSS-E
Para uso general
Materiales de buena mecanización
hasta 1100 N/mm²
Aceros no aleados y de baja aleación
Para agujeros ciegos

Comment commander.
How to order.
Wie bestellen.
Come ordinare
Como ordenar
Como encomendar

Ex : commande
Taraud machine (DIN 374)
filetage métrique pas fin MF
MF 12 x 1.50 HSS-E
Réf : 45TMDCMF12150E



Suite de la p130

MF

DIN 374 Forme C HSS-E (Co5%) Tol. ISO2/6H

TARIF page 10

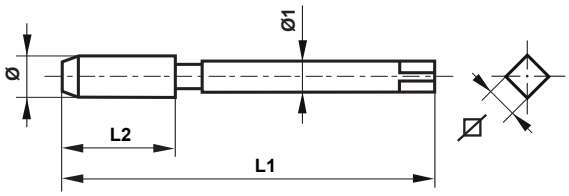

Taraud machine filetage métrique pas fin ISO DIN 13.
Machine taps metric-fine ISO-thread DIN 13.
Maschinengewindebohrer metrisches ISO-feingewinde DIN 13.
Maschi a macchina filettatura metrica fine ISO DIN 13.
Macho máquina métrica fina ISO-rosca DIN 13.
Machos máquina rosca métrica fina ISO DIN 13.

Réf. : 45TMDCMF_ _ _ E

DIN 374 Forme C HSS-E (Co5%) Tol. ISO2/6H

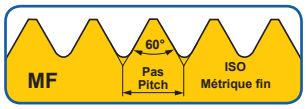

MF	Ø Pas mm	L1 mm	L2 mm	Ø1 mm	⌀ mm
26150	26 x 1.50	140	28	18	14.5
27150	27 x 1.50	140	28	20	16
27200	27 x 2.00	140	28	20	16
28150	**28 x 1.50**	**140**	**28**	**20**	**16**
30150	30 x 1.50	150	28	22	18
30200	30 x 2.00	150	28	22	18
32150	32 x 1.50	150	28	22	18
32200	32 x 2.00	150	28	22	18
33200	33 x 2.00	160	30	25	20
35150	35 x 1.50	170	30	28	22
36150	36 x 1.50	170	30	28	22
36200	36 x 2.00	170	30	28	22
38150	38 x 1.50	170	30	28	22
40150	40 x 1.50	170	30	32	24
42150	42 x 1.50	170	30	32	24
45150	45 x 1.50	180	32	36	29
48150	48 x 1.50	190	32	36	29
50150	50 x 1.50	190	32	36	29
52150	52 x 1.50	190	32	40	32

Forme C

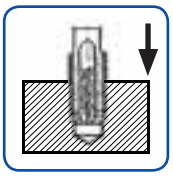

Application HSS-E
Utilisation générale
Matériaux faciles à usiner 1100 N/mm²
Aciers non alliés ou faiblement alliés
Pour trous borgnes

Application HSS-E
General use
Non abrasive material up to 1100 N/mm²
Unalloyed and low alloyed steel
For blind holes

Anwendung HSS-E
Für allgemeinen Einsatz
Gut zerspanbare Werkstoffe bis 1100 N/mm²
Unlegierte und niedriglegierte Stähle
Für Sacklöcher

Applicazione HSS-E
Uso generale
Materiali con buona truciodibilità
fino a 1100 N/mm²
Acciai non legati e poco legati
Per fori ciechi

Aplicações HSS-E
Para uso geral
Materiais de mecanização buena
até 1100 N/mm²
Aços não aleados y de baja aleación
Para furos cegos

Aplicación HSS-E
Para uso general
Materiales de buena mecanización
hasta 1100 N/mm²
Aceros no aleados y de baja aleación
Para agujeros ciegos

Ex : commande
Taraud machine (DIN 374)
filetage métrique pas fin MF
MF 28 x 1.50 HSS-E
Réf : 45TMDCMF28150E

Comment commander.
How to order.
Wie bestellen.
Come ordinare
Como ordenar
Como encomendar



MF

DIN 374 Forme B HSS-E (Co5%) Tol. ISO2/6H

TARIF page 10

TARIF page 11

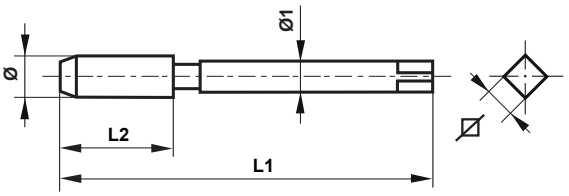

Taraud machine filetage métrique pas fin ISO DIN 13.
Machine taps metric-fine ISO-thread DIN 13.
Maschinengewindebohrer metrisches ISO-feingewinde DIN 13.
Maschi a macchina filettatura metrica fine ISO DIN 13.
Macho máquina métrica fina ISO-rosca DIN 13.
Machos máquina rosca métrica fina ISO DIN 13.

Réf. : 45TMDBMF_ _ _ E

DIN 374 Forme B HSS-E (Co5%) Tol. ISO2/6H

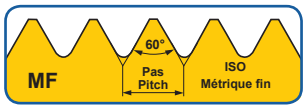

MF	Ø mm	Pas	L1 mm	L2 mm	Ø1 mm	⌀ mm
3035	3	x 0.35	56	9	2.2	-
4035	4	x 0.35	63	10	2.8	2.1
4050	4	x 0.50	63	10	2.8	2.1
5050	5	x 0.50	70	12	3.5	2.7
5075	5	x 0.75	70	12	3.5	2.7
6050	6	x 0.50	80	14	4.5	3.4
6075	6	x 0.75	80	14	4.5	3.4
7075	7	x 0.75	80	14	5.5	4.3
8050	8	x 0.50	80	19	6	4.9
8075	8	x 0.75	80	19	6	4.9
8100	8	x 1.00	90	22	6	4.9
9075	9	x 0.75	80	19	7	5.5
9100	9	x 1.00	90	22	7	5.5
10075	**10**	**x 0.75**	**90**	**20**	**7**	**5.5**
10100	10	x 1.00	90	20	7	5.5
10125	10	x 1.25	100	24	7	5.5
11100	11	x 1.00	90	20	8	6.2
11125	11	x 1.25	90	22	8	6.2
12075	12	x 0.75	100	22	9	7
12100	12	x 1.00	100	22	9	7
12125	12	x 1.25	100	22	9	7
12150	12	x 1.50	100	22	9	7
13100	13	x 1.00	100	22	11	9
13150	13	x 1.50	100	22	11	9
14075	14	x 0.75	100	22	11	9
14100	14	x 1.00	100	22	11	9
14125	14	x 1.25	100	22	11	9
14150	14	x 1.50	100	22	11	9
15100	15	x 1.00	100	22	12	9
15150	15	x 1.50	100	22	12	9

→ Suite p133

Forme B entrée GUN



Application HSS-E
Utilisation générale
Matériaux faciles à usiner 1100 N/mm²
Aciers non alliés ou faiblement alliés
Matériaux à copeaux continus
Pour trous débouchants

Application HSS-E
General use
Non abrasive material up to 1100 N/mm²
Unalloyed and low alloyed steel
Long chipping material
For through holes

Anwendung HSS-E
Für allgemeinen Einsatz
Gut zerspanbare Werkstoffe bis 1100 N/mm²
Unlegierte und niedriglegierte Stähle
Langspanende Werkstoffe
Für Durchgangslöcher

Applicazione HSS-E
Uso generale
Materiali con buona truciodibilità
fino a 1100 N/mm²
Acciaio non legati e scarsamente legati
Materiali truciolo lungo
Per fori passanti

Aplicações HSS-E
Para uso geral
materias de bom usinar até 1100 N/mm²
Aço não ligado e aço fracamente
Para materias com cavaco lungo
Para furos passantes

Aplicación HSS-E
Para uso general
Materiales de buena mecanización
hasta 1100 N/mm²
Aceros no aleados y de baja aleación
Materiales de mecanización larga
Para agujeros pasantes

Ex : commande
Taraud machine (DIN 374)
filetage métrique pas fin MF
MF 10 x 0.75 HSS-E
Réf : 45TMDBMF10075E

Comment commander.
How to order.
Wie bestellen.
Come ordinare
Como ordenar
Como encomendar



Suite de la p132

MF

DIN 374 Forme B HSS-E (Co5%) Tol. ISO2/6H

TARIF page 11

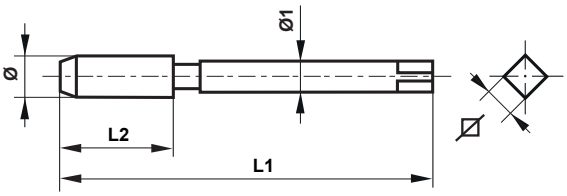

Taraud machine filetage métrique pas fin ISO DIN 13.
Machine taps metric-fine ISO-thread DIN 13.
Maschinengewindebohrer metrisches ISO-feingewinde DIN 13.
Maschi a macchina filettatura metrica fine ISO DIN 13.
Macho Máquina métrica fina ISO-rosca DIN 13.
Machos máquina rosca métrica fina ISO DIN 13.

Réf. : 45TMDBMF_ _ _ E

DIN 374 Forme B HSS-E (Co5%) Tol. ISO2/6H

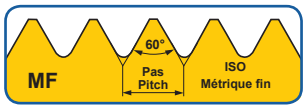

MF	Ø Pas mm	L1 mm	L2 mm	Ø1 mm	⌀ mm
16100	16 x 1.00	100	22	12	9
16125	16 x 1.25	100	22	12	9
16150	16 x 1.50	100	22	12	9
18100	**18 x 1.00**	**110**	**25**	**14**	**11**
18125	18 x 1.25	110	25	14	11
18150	18 x 1.50	110	25	14	11
18200	18 x 2.00	125	34	14	11
20100	20 x 1.00	125	25	16	12
20125	20 x 1.25	125	25	16	12
20150	20 x 1.50	125	25	16	12
20200	20 x 2.00	140	34	16	12
21150	21 x 1.50	125	25	16	12
22100	22 x 1.00	125	25	18	14.5
22125	22 x 1.25	125	25	18	14.5
22150	22 x 1.50	125	25	18	14.5
22200	22 x 2.00	140	34	18	14.5
23150	23 x 1.50	125	25	18	14.5
24100	24 x 1.00	140	28	18	14.5
24125	24 x 1.25	140	28	18	14.5
24150	24 x 1.50	140	28	18	14.5
24200	24 x 2.00	140	28	18	14.5
25100	25 x 1.00	140	28	18	14.5
25150	25 x 1.50	140	28	18	14.5
26100	26 x 1.00	140	28	18	14.5
26150	26 x 1.50	140	28	18	14.5
26200	26 x 2.00	140	28	18	14.5
27100	27 x 1.00	140	28	20	16
27150	27 x 1.50	140	28	20	16
27200	27 x 2.00	140	28	20	16
28100	28 x 1.00	140	28	20	16
28150	28 x 1.50	140	28	20	16
28200	28 x 2.00	140	28	20	16

Forme B entrée GUN



Application HSS-E
Utilisation générale
Matériaux faciles à usiner 1100 N/mm²
Aciers non alliés ou faiblement alliés
Matériaux à copeaux continus
Pour trous débouchants

Application HSS-E
General use
Non abrasive material up to 1100 N/mm²
Unalloyed and low alloyed steel
Long chipping material
For through holes

Anwendung HSS-E
Für allgemeinen Einsatz
Gut zerspanbare Werkstoffe bis 1100 N/mm²
Unlegierte und niedriglegierte Stähle
Langspanende Werkstoffe
Für Durchgangslöcher

Applicazione HSS-E
Uso generale
Materiali con buona truciodibilità
fino a 1100 N/mm²
Acciaio non legati e scarsamente legati
Materiali truciolo lungo
Per fori passanti

Aplicações HSS-E
Para uso geral
materias de bom usinar até 1100 N/mm²
Aço não ligado e aço fracamente
Para materias com cavaco lungo
Para furos passantes

Aplicación HSS-E
Para uso general
Materiales de buena mecanización
hasta 1100 N/mm²
Aceros no aleados y de baja aleación
Materiales de mecanización larga
Para agujeros pasantes

Suite p134

Ex : commande
Taraud machine (DIN 374)
filetage métrique pas fin MF
MF 18 x 1.00 HSS-E
Réf : 45TMDBMF18100E

Comment commander.
How to order.
Wie bestellen.
Come ordinare
Como ordenar
Como encomendar



Suite de la p133

MF

DIN 374 Forme B HSS-E (Co5%) Tol. ISO2/6H

TARIF page 11

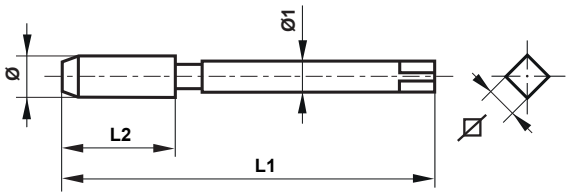

Taraud machine filetage métrique pas fin ISO DIN 13.
Machine taps metric-fine ISO-thread DIN 13.
Maschinengewindebohrer metrisches ISO-feingewinde DIN 13.
Maschi a macchina filettatura metrica fine ISO DIN 13.
Macho máquina métrica fina ISO-rosca DIN 13.
Machos máquina rosca métrica fina ISO DIN 13.

Réf. : 45TMDBMF_ _ _ E

DIN 374 Forme B HSS-E (Co5%) Tol. ISO2/6H

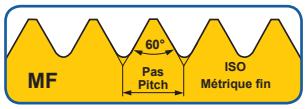

MF	Ø Pas mm	L1 mm	L2 mm	Ø1 mm	⌀ mm
29150	29 x 1.50	150	28	22	18
30100	30 x 1.00	150	28	22	18
30150	30 x 1.50	150	28	22	18
30200	**30 x 2.00**	**150**	**28**	**22**	**18**
30250	30 x 2.50	180	45	22	18
30300	30 x 3.00	180	45	22	18
32150	32 x 1.50	150	28	22	18
32200	32 x 2.00	150	28	22	18
32300	32 x 3.00	180	50	22	18
33150	33 x 1.50	160	30	25	20
33200	33 x 2.00	160	30	25	20
33300	33 x 3.00	180	50	25	20
34150	34 x 1.50	170	30	28	22
34200	34 x 2.00	170	30	28	22
35150	35 x 1.50	170	30	28	22
36150	36 x 1.50	170	30	28	22
36200	36 x 2.00	170	30	28	22
36300	36 x 3.00	200	56	28	22
38150	38 x 1.50	170	30	28	22
39150	39 x 1.50	170	30	32	24
39200	39 x 2.00	170	30	32	24
39300	39 x 3.00	200	60	32	24
40150	40 x 1.50	170	30	32	24
40200	40 x 2.00	170	30	32	24
40300	40 x 3.00	200	60	32	24
42150	42 x 1.50	170	30	32	24
42200	42 x 2.00	170	30	32	24
42300	42 x 3.00	200	60	32	24
45150	45 x 1.50	180	32	36	29
45200	45 x 2.00	180	32	36	29
45300	45 x 3.00	200	50	36	29

Forme B entrée GUN



Application HSS-E
Utilisation générale
Matériaux faciles à usiner 1100 N/mm²
Aciers non alliés ou faiblement alliés
Matériaux à copeaux continus
Pour trous débouchants

Application HSS-E
General use
Non abrasive material up to 1100 N/mm²
Unalloyed and low alloyed steel
Long chipping material
For through holes

Anwendung HSS-E
Für allgemeinen Einsatz
Gut zerspanbare Werkstoffe bis 1100 N/mm²
Unlegierte und niedriglegierte Stähle
Langspanende Werkstoffe
Für Durchgangslöcher

Applicazione HSS-E
Uso generale
Materiali con buona truciodibilità
fino a 1100 N/mm²
Acciaio non legati e scarsamente legati
Materiali truciolo lungo
Per fori passanti

Aplicações HSS-E
Para uso geral
materias de bom usinar até 1100 N/mm²
Aço não ligado e aço fracamente
Para materias com cavaco lungo
Para furos passantes

Aplicación HSS-E
Para uso general
Materiales de buena mecanización
hasta 1100 N/mm²
Aceros no aleados y de baja aleación
Materiales de mecanización larga
Para agujeros pasantes

Suite p135

Ex : commande
Taraud machine (DIN 374)
filetage métrique pas fin MF
MF 30 x 2.00 HSS-E
Réf : 45TMDBMF30200E

Comment commander.
How to order.
Wie bestellen.
Come ordinare
Como ordenar
Como encomendar



→ Suite de la p134

MF

DIN 374 Forme B HSS-E (Co5%) Tol. ISO2/6H

TARIF page 11

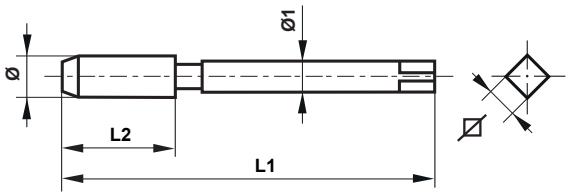

Taraud machine filetage métrique pas fin ISO DIN 13.
Machine taps metric-fine ISO-thread DIN 13.
Maschinengewindebohrer metrisches ISO-feingewinde DIN 13.
Maschi a macchina filettatura metrica fine ISO DIN 13.
Macho máquina métrica fina ISO-rosca DIN 13.
Machos máquina rosca métrica fina ISO DIN 13.

Réf. : 45TMDBMF_ _ _ E

DIN 374 Forme B HSS-E (Co5%) Tol. ISO2/6H

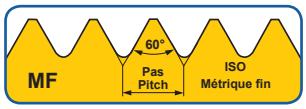

MF	Ø Pas mm	L1 mm	L2 mm	Ø1 mm	⌀ mm
48150	48 x 1.50	190	32	36	29
48200	48 x 2.00	190	32	36	29
48300	48 x 3.00	225	50	36	29
50150	**50 x 1.50**	**190**	**32**	**36**	**29**
50200	50 x 2.00	190	32	36	29
50300	50 x 3.00	225	50	36	29
52150	52 x 1.50	190	32	40	32
52200	52 x 2.00	190	32	40	32
52300	52 x 3.00	225	50	40	32
63150	63 x 1.50	275	50	50	39

Forme B entrée GUN



Application HSS-E
Utilisation générale
Matériaux faciles à usiner 1100 N/mm²
Aciers non alliés ou faiblement alliés
Matériaux à copeaux continus
Pour trous débouchants

Application HSS-E
General use
Non abrasive material up to 1100 N/mm²
Unalloyed and low alloyed steel
Long chipping material
For through holes

Anwendung HSS-E
Für allgemeinen Einsatz
Gut zerspanbare Werkstoffe bis 1100 N/mm²
Unlegierte und niedriglegierte Stähle
Langspanende Werkstoffe
Für Durchgangslöcher

Applicazione HSS-E
Uso generale
Materiali con buona truciodibilità
fino a 1100 N/mm²
Acciaio non legati e scarsamente legati
Materiali truciolo lungo
Per fori passanti

Aplicación HSS-E
Para uso general
Materiales de buena mecanización
hasta 1100 N/mm²
Aceros no aleados y de baja aleación
Materiales de mecanización larga
Para agujeros pasantes

Aplicações HSS-E
Para uso geral
materias de bom usinar até 1100 N/mm²
Aço não ligado e aço fracamente
Para materias com cavaco lungo
Para furos passantes

Comment commander.
How to order.
Wie bestellen.
Come ordinare
Como ordenar
Como encomendar

Ex : commande
Taraud machine (DIN 374)
filetage métrique pas fin MF
MF 50 x 1.50 HSS-E
Réf : 45TMDBMF50150E



MF

DIN 374 Forme C H / 35° HSS-E (Co5%) Tol. ISO2/6H

TARIF page 11

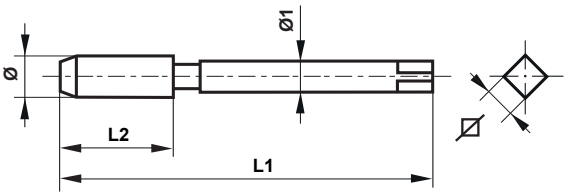

Taraud machine filetage métrique pas fin ISO DIN 13.
Machine taps metric-fine ISO-thread DIN 13.
Maschinengewindebohrer metrisches ISO-feingewinde DIN 13.
Maschi a macchina filettatura metrica fine ISO DIN 13.
Macho máquina métrica fina ISO-rosca DIN 13.
Machos máquina rosca métrica fina ISO DIN 13.

Réf. : 45TMDCHXMF_ _ _ E

DIN 374 Forme C H / 35° (HX) HSS-E (Co5%) Tol. ISO2/6H

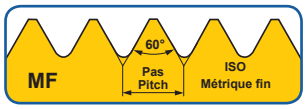

MF	Ø mm	Pas	L1 mm	L2 mm	Ø1 mm	⌀ mm
3035	3	x 0.35	56	5	2.2	-
4035	4	x 0.35	63	5	2.8	2.1
4050	4	x 0.50	63	5	2.8	2.1
5050	5	x 0.50	70	5	3.5	2.7
5075	5	x 0.75	70	8	3.5	2.7
6050	6	x 0.50	80	5	4.5	3.4
6075	6	x 0.75	80	8	4.5	3.4
7075	7	x 0.75	80	8	5.5	4.3
8050	8	x 0.50	80	8	6	4.9
8075	8	x 0.75	80	8	6	4.9
8100	8	x 1.00	90	10	6	4.9
9075	9	x 0.75	80	10	7	5.5
9100	9	x 1.00	90	10	7	5.5
10075	**10**	**x 0.75**	**90**	**10**	**7**	**5.5**
10100	10	x 1.00	90	10	7	5.5
10125	10	x 1.25	100	16	7	5.5
11100	11	x 1.00	90	11	8	6.2
11125	11	x 1.25	90	14	8	6.2
12075	12	x 0.75	100	10	9	7
12100	12	x 1.00	100	11	9	7
12125	12	x 1.25	100	15	9	7
12150	12	x 1.50	100	15	9	7
13100	13	x 1.00	100	11	11	9
13150	13	x 1.50	100	15	11	9
14075	14	x 0.75	100	10	11	9
14100	14	x 1.00	100	11	11	9
14125	14	x 1.25	100	15	11	9
14150	14	x 1.50	100	15	11	9
15100	15	x 1.00	100	12	12	9
15150	15	x 1.50	100	15	12	9

→ Suite p137



Forme C
Hélice 35°
(HX)

Application HSS-E
Utilisation générale
Matériaux faciles à usiner 1100 N/mm²
Aciers non alliés ou faiblement alliés
Pour trous borgnes

Application HSS-E
General use
Non abrasive material up to 1100 N/mm²
Unalloyed and low alloyed steel
For blind holes

Anwendung HSS-E
Für allgemeinen Einsatz
Gut zerspanbare Werkstoffe bis 1100 N/mm²
Unlegierte und niedriglegierte Stähle
Für Sacklöcher

Applicazione HSS-E
Uso generale
Materiali con buona truciodibilità
fino a 1100 N/mm²
Acciai non legati e poco legati
Per fori ciechi

Aplicações HSS-E
Para uso geral
Materiais de mecanização buena
até 1100 N/mm²
Aços não aleados y de baja aleación
Para furos cegos

Aplicación HSS-E
Para uso general
Materiales de buena mecanización
hasta 1100 N/mm²
Aceros no aleados y de baja aleación
Para agujeros ciegos

Comment commander.
How to order.
Wie bestellen.
Come ordinare
Como ordenar
Como encomendar

Ex : commande
Taraud machine Hélice 35° (DIN 374)
filetage métrique pas fin MF
MF 10 x 0.75 HSS-E
Réf : 45TMDCHXMF10075E



→ Suite de la p136

MF

DIN 374 Forme C H / 35° HSS-E (Co5%) Tol. ISO2/6H

TARIF page 11

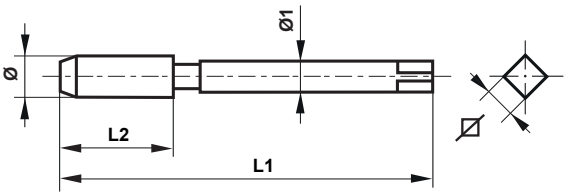

Taraud machine filetage métrique pas fin ISO DIN 13.
Machine taps metric-fine ISO-thread DIN 13.
Maschinengewindebohrer metrisches ISO-feingewinde DIN 13.
Maschi a macchina filettatura metrica fine ISO DIN 13.
Macho máquina métrica fina ISO-rosca DIN 13.
Machos máquina rosca métrica fina ISO DIN 13.

Réf. : 45TMDCHXMF_ _ _ E

DIN 374 Forme C H / 35° (HX) HSS-E (Co5%) Tol. ISO2/6H

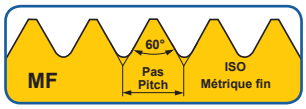

MF	Ø mm Pas	L1 mm	L2 mm	Ø1 mm	⌀ mm
16100	16 x 1.00	100	12	12	9
16125	16 x 1.25	100	15	12	9
16150	16 x 1.50	100	15	12	9
18100	**18 x 1.00**	**110**	**13**	**14**	**11**
18125	18 x 1.25	110	15	14	11
18150	18 x 1.50	110	17	14	11
18200	18 x 2.00	125	20	14	11
20100	20 x 1.00	125	14	16	12
20125	20 x 1.25	125	17	16	12
20150	20 x 1.50	125	17	16	12
20200	20 x 2.00	140	20	16	12
21150	21 x 1.50	125	17	16	12
22100	22 x 1.00	125	14	18	14.5
22125	22 x 1.25	125	17	18	14.5
22150	22 x 1.50	125	17	18	14.5
22200	22 x 2.00	140	20	18	14.5
23150	23 x 1.50	125	17	18	14.5
24100	24 x 1.00	140	15	18	14.5
24125	24 x 1.25	140	17	18	14.5
24150	24 x 1.50	140	20	18	14.5
24200	24 x 2.00	140	20	18	14.5
25100	25 x 1.00	140	15	18	14.5
25150	25 x 1.50	140	20	18	14.5
26100	26 x 1.00	140	15	18	14.5
26150	26 x 1.50	140	20	18	14.5
26200	26 x 2.00	140	20	18	14.5
27100	27 x 1.00	140	15	20	16
27150	27 x 1.50	140	20	20	16
27200	27 x 2.00	140	20	20	16

→ Suite p138

Forme C
Hélice 35°
(HX)

Application HSS-E
Utilisation générale
Matériaux faciles à usiner 1100 N/mm²
Aciers non alliés ou faiblement alliés
Pour trous borgnes

Application HSS-E
General use
Non abrasive material up to 1100 N/mm²
Unalloyed and low alloyed steel
For blind holes

Anwendung HSS-E
Für allgemeinen Einsatz
Gut zerspanbare Werkstoffe bis 1100 N/mm²
Unlegierte und niedriglegierte Stähle
Für Sacklöcher

Applicazione HSS-E
Uso generale
Materiali con buona truciodibilità
fino a 1100 N/mm²
Acciai non legati e poco legati
Per fori ciechi

Aplicações HSS-E
Para uso geral
Materiais de mecanização buena
até 1100 N/mm²
Aços não aleados y de baja aleación
Para furos cegos

Aplicación HSS-E
Para uso general
Materiales de buena mecanización
hasta 1100 N/mm²
Aceros no aleados y de baja aleación
Para agujeros ciegos

Ex : commande
Taraud machine Hélice 35° (DIN 374)
filetage métrique pas fin MF
MF 18 x 1.00 HSS-E
Réf : 45TMDCHXMF18100E

Comment commander.
How to order.
Wie bestellen.
Come ordinare
Como ordenar
Como encomendar



→ Suite de la p137

MF

DIN 374 Forme C H / 35° HSS-E (Co5%) Tol. ISO2/6H

TARIF page 11

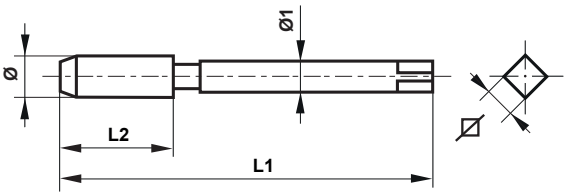

Taraud machine filetage métrique pas fin ISO DIN 13.
Machine taps metric-fine ISO-thread DIN 13.
Maschinengewindebohrer metrisches ISO-feingewinde DIN 13.
Maschi a macchina filettatura metrica fine ISO DIN 13.
Macho máquina métrica fina ISO-rosca DIN 13.
Machos máquina rosca métrica fina ISO DIN 13.

Réf. : 45TMDCHXMF_ _ _E

DIN 374 Forme C H / 35° (HX) HSS-E (Co5%) Tol. ISO2/6H

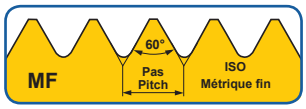

MF	Ø Pas mm	L1 mm	L2 mm	Ø1 mm	⌀ mm
28100	28 x 1.00	140	15	20	16
28150	28 x 1.50	140	20	20	16
29150	29 x 1.50	150	22	22	18
30100	**30 x 1.00**	**150**	**17**	**22**	**18**
30150	30 x 1.50	150	22	22	18
30200	30 x 2.00	150	22	22	18
30250	30 x 2.50	180	27	22	18
30300	30 x 3.00	180	30	22	18
32150	32 x 1.50	150	22	22	18
32200	32 x 2.00	150	22	22	18
32300	32 x 3.00	180	30	22	18
33150	33 x 1.50	160	24	25	20
33200	33 x 2.00	160	24	25	20
33300	33 x 3.00	180	30	25	20
34150	34 x 1.50	170	24	28	22
34200	34 x 2.00	170	24	28	22
35150	35 x 1.50	170	24	28	22
36150	36 x 1.50	170	24	28	22
36200	36 x 2.00	170	24	28	22
36300	36 x 3.00	200	30	28	22
38150	38 x 1.50	170	24	28	22
39150	39 x 1.50	170	32	32	24
39200	39 x 2.00	170	32	32	24
39300	39 x 3.00	200	30	32	24
40150	40 x 1.50	170	25	32	24
40200	40 x 2.00	170	25	32	24
40300	40 x 3.00	200	30	32	24
42150	42 x 1.50	170	25	32	24
42200	42 x 2.00	170	25	32	24
42300	42 x 3.00	200	30	32	24

→ Suite p139

Forme C
Hélice 35°
(HX)

Application HSS-E
Utilisation générale
Matériaux faciles à usiner 1100 N/mm²
Aciers non alliés ou faiblement alliés
Pour trous borgnes

Application HSS-E
General use
Non abrasive material up to 1100 N/mm²
Unalloyed and low alloyed steel
For blind holes

Anwendung HSS-E
Für allgemeinen Einsatz
Gut zerspanbare Werkstoffe bis 1100 N/mm²
Unlegierte und niedriglegierte Stähle
Für Sacklöcher

Applicazione HSS-E
Uso generale
Materiali con buona truciodibilità
fino a 1100 N/mm²
Acciai non legati e poco legati
Per fori ciechi

Aplicações HSS-E
Para uso geral
Materiais de mecanização buena
até 1100 N/mm²
Aços não aleados y de baja aleación
Para furos cegos

Aplicación HSS-E
Para uso general
Materiales de buena mecanización
hasta 1100 N/mm²
Aceros no aleados y de baja aleación
Para agujeros ciegos

Comment commander.
How to order.
Wie bestellen.
Come ordinare
Como ordenar
Como encomendar

Ex : commande
Taraud machine Hélice 35° (DIN 374)
filetage métrique pas fin MF
MF 30 x 1.00 HSS-E
Réf : 45TMDCHXMF30100E



→ Suite de la p138

MF

DIN 374 Forme C H / 35° HSS-E (Co5%) Tol. ISO2/6H

TARIF page 11

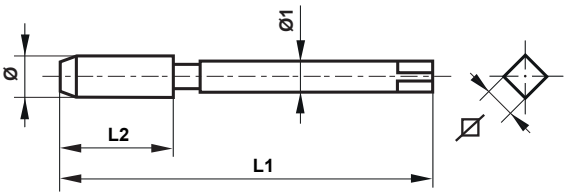

Taraud machine filetage métrique pas fin ISO DIN 13.
Machine taps metric-fine ISO-thread DIN 13.
Maschinengewindebohrer metrisches ISO-feingewinde DIN 13.
Maschi a macchina filettatura metrica fine ISO DIN 13.
Macho Máquina métrica fina ISO-rosca DIN 13.
Machos máquina rosca métrica fina ISO DIN 13.

Réf. : 45TMDCHXMF_ _ _ E

DIN 374 Forme C H / 35° (HX) HSS-E (Co5%) Tol. ISO2/6H

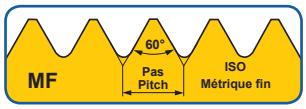

MF	Ø mm	Pas	L1 mm	L2 mm	Ø1 mm	⌀ mm
45150	45	x 1.50	180	27	36	29
45200	45	x 2.00	180	27	36	29
45300	45	x 3.00	200	30	36	29
48150	**48**	**x 1.50**	**190**	**27**	**36**	**29**
48200	48	x 2.00	190	27	36	29
48300	48	x 3.00	225	33	36	29
50150	50	x 1.50	190	27	36	29
50200	50	x 2.00	190	27	36	29
50300	50	x 3.00	225	33	36	29
52150	52	x 1.50	190	27	40	32
52200	52	x 2.00	190	27	40	32
52300	52	x 3.00	225	33	40	32
63150	63	x 1.50	275	40	50	39

Forme C
Hélice 35°
(HX)



Application HSS-E
Utilisation générale
Matériaux faciles à usiner 1100 N/mm²
Aciers non alliés ou faiblement alliés
Matériaux à copeaux continus
Pour trous borgnes

Application HSS-E
General use
Non abrasive material up to 1100 N/mm²
Unalloyed and low alloyed steel
Long chipping material
For blind holes

Anwendung HSS-E
Für allgemeinen Einsatz
Gut zerspanbare Werkstoffe bis 1100 N/mm²
Unlegierte und niedriglegierte Stähle
Langspanende Werkstoffe
Für Sacklöcher

Applicazione HSS-E
Uso generale
Materiali con buona truciodibilità
fino a 1100 N/mm²
Acciaio non legati e scarsamente legati
Materiali truciolo lungo
Per fori ciechi

Aplicación HSS-E
Para uso general
Materiales de buena mecanización
hasta 1100 N/mm²
Aceros no aleados y de baja aleación
Materiales de mecanización larga
Para agujeros ciegos

Aplicações HSS-E
Para uso geral
materias de bom usinar até 1100 N/mm²
Aço não ligado e aço fracamente
Para materias com cavaco longo
Para furos cegos

Comment commander.
How to order.
Wie bestellen.
Come ordinare
Como ordenar
Como encomendar

Ex : commande
Taraud machine Hélice 35° (DIN 374)
filetage métrique pas fin MF
MF 48 x 1.50 HSS-E
Réf : 45TMDCHXMF48150E



BSW



TARIF page 11

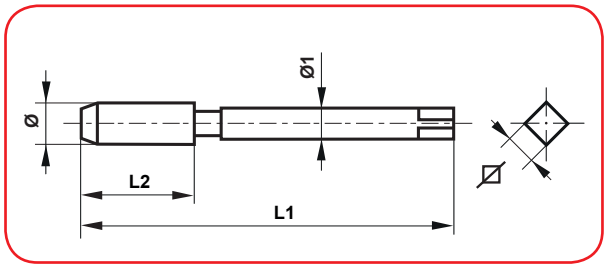

Taraud machine filetage Whitworth BS 84.
Machine taps Withworth-thread BS 84.
Maschinengewindebohrer Whitworth-gewinde BS 84.

Maschi a macchina filettatura Whitworth BS 84.
Macho máquina rosca-Whitworth BS 84.
Machos máquina rosca Whitworth BS 84.

Réf. : 40TMDBBSW _ _ _ E

DIN 371 Forme **B** HSS-E (Co5%)

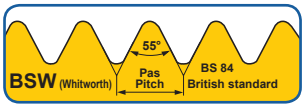

BSW - - - -	Ø Inch	Nb Filets/Pouce TPI	L1 mm	L2 mm	Ø1 mm	⌀ mm
18	1/8	x 40	56	11	3.5	2.7
532	**5/32**	**x 32**	**63**	**13**	**4.5**	**3.4**
316	3/16	x 24	70	15	6	4.9
14	1/4	x 20	80	17	7	5.5
516	5/16	x 18	90	20	8	6.2
38	3/8	x 16	100	22	9	7
716	7/16	x 14	100	22	11	9
12	1/2	x 12	110	25	12	9



Forme **B** entrée GUN

Ex : commande
Taraud machine filetage BSW (DIN 371)
BSW 5/32" x 32 HSS-E
Réf : 40TMDBBSW532E

Application HSS-E
Utilisation générale
Matériaux faciles à usiner 1100 N/mm²
Aciers non alliés ou faiblement alliés
Pour trous débouchants

Application HSS-E
General use
Non abrasive material up to 1100 N/mm²
Unalloyed and low alloyed steel
For through holes

Anwendung HSS-E
Für allgemeinen Einsatz
Gut zerspanbare Werkstoffe bis 1100 N/mm²
Unlegierte und niedriglegierte Stähle
Für Durchgangslöcher

Réf. : 50TMDBBSW _ _ _ E

DIN 376 Forme **B** HSS-E (Co5%)

BSW - - - -	Ø Inch	Nb Filets/Pouce TPI	L1 mm	L2 mm	Ø1 mm	⌀ mm
14	1/4	x 20	80	17	4.5	3.4
516	5/16	x 18	90	20	6	4.9
38	3/8	x 16	100	22	7	5.5
716	7/16	x 14	100	22	8	6.2
12	1/2	x 12	110	25	9	7
916	9/16	x 12	110	26	11	9
58	5/8	x 11	110	27	12	9
34	3/4	x 10	125	30	14	11
78	7/8	x 9	140	32	18	14.5
1	1"	x 8	160	36	20	16
114	1.1/4	x 7	180	40	22	18
138	**1.3/8**	**x 6**	**200**	**50**	**28**	**22**
112	1.1/2	x 6	200	50	32	24



Forme **B** entrée GUN

Applicazione HSS-E
Uso generale
Materiali con buona truciodibilità
fino a 1100 N/mm²
Acciaio non legati e scarsamente legati
Per fori passanti

Aplicações HSS-E
Para uso geral
materias de bom usinar até 1100 N/mm²
Aço não ligado e aço fracamente
Para furos passantes

Aplicación HSS-E
Para uso general
Materiales de buena mecanización
hasta 1100 N/mm²
Aceros no aleados y de baja aleación
Para agujeros pasantes

Ex : commande
Taraud machine (DIN 376) filetage BSW
BSW 1.3/8" x 6 HSS-E
Réf : 50TMDBBSW138E

Comment commander.
How to order.
Wie bestellen.

Come ordinare
Como ordenar
Como encomendar

Web : http://www.sermaoutillage.eu - **Email** : serma@sermaoutillage.eu - **Tél.** : 00 33 (0)3 27.30.12.31 - **Fax** : 00 33 (0)3 27.30.17.13



BSW

DIN 371 / 376 Forme C H / 35° HSS-E (Co5%)

TARIF page 11

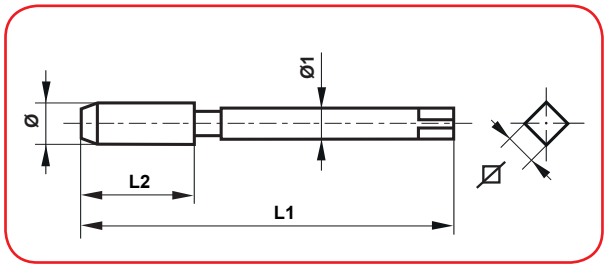

Taraud machine filetage Whitworth BS 84.
Machine taps Withworth-thread BS 84.
Maschinengewindebohrer Whitworth-gewinde BS 84.
Maschi a macchina filettatura Whitworth BS 84.
Macho máquina rosca-Whitworth BS 84.
Machos máquina rosca Whitworth BS 84.

Réf. : 40TMDCHXBSW _ _ _ E

DIN 371 Forme C H / 35° HSS-E (Co5%) (HX)

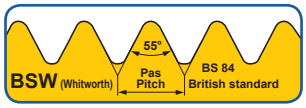

BSW ----	Ø Inch	Nb Filets/Pouce TPI	L1 mm	L2 mm	Ø1 mm	⌀ mm
18	1/8	x 40	56	7	3.5	2.7
532	5/32	x 32	63	7	4.5	3.4
316	3/16	x 24	70	10	6	4.9
14	1/4	x 20	80	13	7	5.5
516	5/16	x 18	90	14	8	6.2
38	3/8	x 16	100	16	9	7
716	**7/16**	**x 14**	**100**	**17**	**11**	**9**
12	1/2	x 12	110	20	12	9



Forme C
Hélice 35°
(HX)

Ex : commande
Taraud machine hélice 35°
filetage BSW (DIN 371)
BSW 7/16" x 14 HSS-E
Réf : 40TMDCHXBSW716E

Application HSS-E
Utilisation générale
Matériaux faciles à usiner 1100 N/mm²
Aciers non alliés ou faiblement alliés
Pour trous borgnes

Application HSS-E
General use
Non abrasive material up to 1100 N/mm²
Unalloyed and low alloyed steel
For blind holes

Anwendung HSS-E
Für allgemeinen Einsatz
Gut zerspanbare Werkstoffe bis 1100 N/mm²
Unlegierte und niedriglegierte Stähle
Für Sacklöcher

Réf. : 50TMDCHXBSW _ _ _ E

DIN 376 Forme C H / 35° HSS-E (Co5%) (HX)

BSW ----	Ø Inch	Nb Filets/Pouce TPI	L1 mm	L2 mm	Ø1 mm	⌀ mm
14	1/4	x 20	80	13	4.5	3.4
516	5/16	x 18	90	14	6	4.9
38	3/8	x 16	100	16	7	5.5
716	7/16	x 14	100	17	8	6.2
12	1/2	x 12	110	20	9	7
916	9/16	x 12	110	20	11	9
58	5/8	x 11	110	22	12	9
34	3/4	x 10	125	25	14	11
78	7/8	x 9	140	27	18	14.5
1	1"	x 8	160	30	20	16
114	1.1/4	x 7	180	35	22	18
138	**1.3/8**	**x 6**	**200**	**40**	**28**	**22**
112	1.1/2	x 6	200	40	32	24



Forme C
Hélice 35°
(HX)

Aplicações HSS-E
Para uso geral
Materiais de mecanização buena
até 1100 N/mm²
Aços não aleados y de baja aleación
Para furos cegos

Aplicación HSS-E
Para uso general
Materiales de buena mecanización
hasta 1100 N/mm²
Aceros no aleados y de baja aleación
Para agujeros ciegos

Applicazione HSS-E
Uso generale
Materiali con buona truciodibilità
fino a 1100 N/mm²
Acciai non legati e poco legati
Per fori ciechi

Ex : commande
Taraud machine (DIN 376)
H / 35° filetage BSW
BSW 1.3/8" x 6 HSS-E
Réf : 50TMDCHXBSW138E

Comment commander.
How to order.
Wie bestellen.
Come ordinare
Como ordenar
Como encomendar



UNC

DIN 371/376 Forme B HSS-E (Co5%) Tol. 2B

TARIF page 11
TARIF page 12

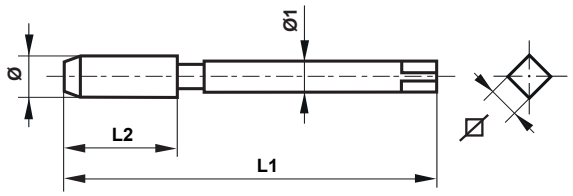

Taraud machine filetage unifié ANSI B 1.1.
Machine taps unified thread ANSI B 1.1.
Maschinengewindebohrer amerikanisches ANSI B 1.1.
Maschi a macchina filettatura unificata, ANSI B1.1.
Macho máquina rosca unificada ANSI B 1.1.
Machos máquina rosca unificada ANSI B1.1.

Réf. : 40TMDBUNC _ _ _E

DIN 371 Forme B HSS-E (Co5%) Tol. 2B

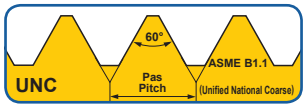

UNC ----	Ø Nb Filets/Pouce Inch TPI	L1 mm	L2 mm	Ø1 mm	⌀ mm
NR 4	Nr 4 x 40	50	10	3.5	2.7
NR 5	Nr 5 x 40	56	11	3.5	2.7
NR 6	Nr 6 x 32	56	12	4.0	3.0
NR 8	Nr 8 x 32	63	13	4.5	3.4
NR 10	Nr 10 x 24	70	15	6.0	4.9
NR 12	**Nr 12 x 24**	**70**	**16**	**6.0**	**4.9**
14	1/4 x 20	80	17	7.0	5.5
516	5/16 x 18	90	20	8.0	6.2
38	3/8 x 16	100	22	9.0	7.0



Forme B entrée GUN

Ex : commande
Taraud machine filetage UNC (DIN 371)
UNC 12 x 24 HSS-E
Réf : 40TMDBUNCNR12E

Application HSS-E
Utilisation générale
Matériaux faciles à usiner 1100 N/mm²
Aciers non alliés ou faiblement alliés
Pour trous débouchants

Application HSS-E
General use
Non abrasive material up to 1100 N/mm²
Unalloyed and low alloyed steel
For through holes

Réf. : 50TMDBUNC _ _ _E

DIN 376 Forme B HSS-E (Co5%) Tol. 2B

UNC ----	Ø Nb Filets/Pouce Inch TPI	L1 mm	L2 mm	Ø1 mm	⌀ mm
NR 4	Nr 4 x 40	50	10	1.8	-
NR 5	Nr 5 x 40	56	11	2.2	1.8
NR 6	Nr 6 x 32	56	12	2.5	2.1
NR 8	Nr 8 x 32	63	13	2.8	2.1
NR10	Nr 10 x 24	70	15	3.5	2.7
NR 12	Nr 12 x 24	70	16	3.5	2.7
14	1/4 x 20	80	17	4.5	3.4
516	5/16 x 18	90	20	6	4.9
38	3/8 x 16	100	22	7	5.5
716	7/16 x 14	100	22	8	6.2
12	1/2 x 13	110	25	9	7
916	9/16 x 12	110	26	11	9
58	5/8 x 11	110	27	12	9
34	3/4 x 10	125	30	14	11
78	7/8 x 9	140	32	18	14.5
1	1" x 8	160	36	20	16
114	1.1/4 x 7	180	40	22	18
112	**1.1/2 x 6**	**200**	**50**	**32**	**24**
134	1.3/4 x 5	220	65	36	29
2	2" x 4.5	250	70	40	32



Forme B entrée GUN

Ex : commande
Taraud machine filetage UNC (DIN 376)
UNC 1.1/2" x 6 HSS-E
Réf : 50TMDBUNC112E

Anwendung HSS-E
Für allgemeinen Einsatz
Gut zerspanbare Werkstoffe bis 1100 N/mm²
Unlegierte und niedriglegierte Stähle
Für Durchgangslöcher

Applicazione HSS-E
Uso generale
Materiali con buona truciodibilità
fino a 1100 N/mm²
Acciaio non legati e scarsamente legati
Per fori passanti

Aplicación HSS-E
Para uso general
Materiales de buena mecanización
hasta 1100 N/mm²
Aceros no aleados y de baja aleación
Para agujeros pasantes

Aplicações HSS-E
Para uso geral
materias de bom usinar até 1100 N/mm²
Aço não ligado e aço fracamente
Para furos passantes



UNC

DIN 371/376 Forme C H / 35° HSS-E (Co5%) Tol. 2B

TARIF page 12

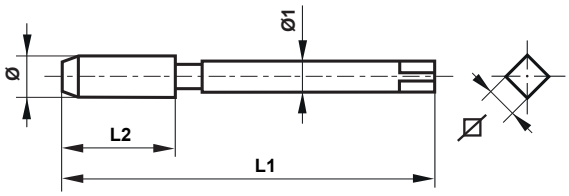

Taraud machine filetage unifié ANSI B 1.1.
Machine taps unified thread ANSI B 1.1.
Maschinengewindebohrer amerikanisches ANSI B 1.1.
Maschi a macchina filettatura unificata, ANSI B1.1.
Macho máquina rosca unificada ANSI B 1.1.
Machos máquina rosca unificada ANSI B1.1.

Réf. : 40TMDCHXUNC _ _ _E

DIN 371 Forme C H / 35° (HX) HSS-E (Co5%) Tol. 2B

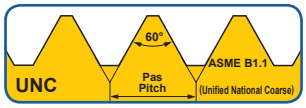

UNC - - - -	Ø Nb Filets/Pouce Inch TPI	L1 mm	L2 mm	Ø1 mm	⌀ mm
NR 4	Nr 4 x 40	50	10	3.5	2.7
NR 5	Nr 5 x 40	56	11	3.5	2.7
NR 6	Nr 6 x 32	56	12	4	3
NR 8	Nr 8 x 32	63	13	4.5	3.4
NR 10	Nr 10 x 24	70	15	6	4.9
NR 12	**Nr 12 x 24**	**70**	**16**	**6**	**4.9**
14	1/4 x 20	80	17	7	5.5
516	5/16 x 18	90	20	8	6.2
38	3/8 x 16	100	22	9	7



Forme C
Hélice 35°
(HX)

Ex : commande
Taraud machine H / 35° filetage unifié (DIN 371)
UNC N 12 x 24 HSS-E
Réf : 40TMDCHXUNCNR12E

Application HSS-E
Utilisation générale
Matériaux faciles à usiner 1100 N/mm²
Aciers non alliés ou faiblement alliés
Pour trous borgnes

Application HSS-E
General use
Non abrasive material up to 1100 N/mm²
Unalloyed and low alloyed steel
For blind holes

Anwendung HSS-E
Für allgemeinen Einsatz
Gut zerspanbare Werkstoffe bis 1100 N/mm²
Unlegierte und niedriglegierte Stähle
Für Sacklöcher

Réf. : 50TMDCHXUNC _ _ _E

DIN 376 Forme C H / 35° (HX) HSS-E (Co5%) Tol. 2B

UNC - - - -	Ø Nb Filets/Pouce Inch TPI	L1 mm	L2 mm	Ø1 mm	⌀ mm
NR 4	Nr 4 x 40	50	10	1.8	-
NR 5	Nr 5 x 40	56	11	2.2	1.8
NR 6	Nr 6 x 32	56	12	2.5	2.1
NR 8	Nr 8 x 32	63	13	2.8	2.1
NR 10	Nr 10 x 24	70	15	3.5	2.7
NR 12	Nr 12 x 24	70	16	3.5	2.7
14	1/4 x 20	80	17	4.5	3.4
516	5/16 x 18	90	20	6	4.9
38	3/8 x 16	100	22	7	5.5
716	7/16 x 14	100	22	8	6.2
12	1/2 x 13	110	25	9	7
916	9/16 x 12	110	26	11	9
58	5/8 x 11	110	27	12	9
34	3/4 x 10	125	30	14	11
78	7/8 x 9	140	32	18	14.5
1	1" x 8	160	36	20	16
114	1.1/4 x 7	180	40	22	18
112	**1.1/2 x 6**	**200**	**50**	**32**	**24**
134	1.3/4 x 5	220	65	36	29
2	2" x 4.5	250	70	40	32



Forme C
Hélice 35°
(HX)

Ex : commande
Taraud machine H / 35° filetage unifié (DIN 376)
UNC 1.1/2 x 6 HSS-E
Réf : 50TMDCHXUNC112E

Applicazione HSS-E
Uso generale
Materiali con buona truciodibilità fino a 1100 N/mm²
Acciai non legati e poco legati
Per fori ciechi

Aplicación HSS-E
Para uso general
Materiales de buena mecanización hasta 1100 N/mm²
Aceros no aleados y de baja aleación
Para agujeros ciegos

Aplicações HSS-E
Para uso geral
Materiais de mecanização buena até 1100 N/mm²
Aços não aleados y de baja aleación
Para furos cegos



UNF

DIN 371/376 Forme B HSS-E (Co5%) Tol. 2B

TARIF page 12

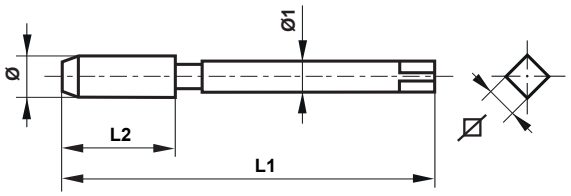

Taraud machine filetage unifié pas fin ANSI B 1.1.
Machine taps unified fine thread ANSI B 1.1.
Maschinengewindebohrer amerikanisches feingewinde ANSI B 1.1.
Maschi a macchina filettatura unificata, fina ANSI B1.1.
Macho Máquina rosca fina unificada ANSI B 1.1.
Machos máquina rosca unificada fina ANSI B1.1.

Réf. : 40TMDBUNF _ _ _E

DIN 371 Forme B HSS-E (Co5%) Tol. 2B

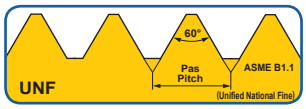

UNF ----	Nb Filets/Pouce Ø Inch	TPI	L1 mm	L2 mm	Ø1 mm	⌀ mm
NR 4	Nr 4	x 48	50	10	3.5	2.7
NR 5	Nr 5	x 44	56	11	3.5	2.7
NR 6	Nr 6	x 40	56	12	4	3
NR 8	**Nr 8**	**x 36**	**63**	**13**	**4.5**	**3.4**
NR 10	Nr 10	x 32	70	15	6	4.9
NR 12	Nr 12	x 28	70	16	6	4.9
14	1/4	x 28	80	17	7	5.5
516	5/16	x 24	90	17	8	6.2
38	3/8	x 24	100	18	9	7



Forme B entrée GUN

Ex : commande
Taraud machine filetage unifié (DIN 371)
UNF N 8 x 36 HSS-E
Réf : 40TMDBUNFNR8E

Application HSS-E
Utilisation générale
Matériaux faciles à usiner 1100 N/mm²
Aciers non alliés ou faiblement alliés
Pour trous débouchants

Application HSS-E
General use
Non abrasive material up to 1100 N/mm²
Unalloyed and low alloyed steel
For through holes

Anwendung HSS-E
Für allgemeinen Einsatz
Gut zerspanbare Werkstoffe bis 1100 N/mm²
Unlegierte und niedriglegierte Stähle
Für Durchgangslöcher

Réf. : 50TMDBUNF _ _ _E

DIN 376 Forme B HSS-E (Co5%) Tol. 2B

UNF ----	Nb Filets/Pouce Ø Inch	TPI	L1 mm	L2 mm	Ø1 mm	⌀ mm
716	7/16	x 20	100	22	8	6.2
12	1/2	x 20	100	22	9	7
916	9/16	x 18	100	22	11	9
58	5/8	x 18	100	22	12	9
34	3/4	x 16	110	25	14	11
78	7/8	x 14	140	26	18	14.5
1	1"	x 14	150	28	20	16
1A	1"	x 12	150	28	20	16
114	1.1/4	x 12	150	30	22	18
112	**1.1/2**	**x 12**	**170**	**33**	**32**	**24**



Forme B entrée GUN

Applicazione HSS-E
Uso generale
Materiali con buona truciodibilità
fino a 1100 N/mm²
Acciaio non legati e scarsamente legati
Per fori passanti

Aplicações HSS-E
Para uso geral
materias de bom usinar até 1100 N/mm²
Aço não ligado e aço fracamente
Para furos passantes

Aplicación HSS-E
Para uso general
Materiales de buena mecanización
hasta 1100 N/mm²
Aceros no aleados y de baja aleación
Para agujeros pasantes

Ex : commande
Taraud machine (DIN 376) filetage unifié fin UNF
UNF 1.1/2 x 12 HSS-E
Réf : 50TMDBUNF112E

Comment commander.
How to order.
Wie bestellen.
Come ordinare
Como ordenar
Como encomendar



UNF

DIN 371/376 Forme C H / 35° HSS-E (Co5%) Tol. 2B

TARIF page 12

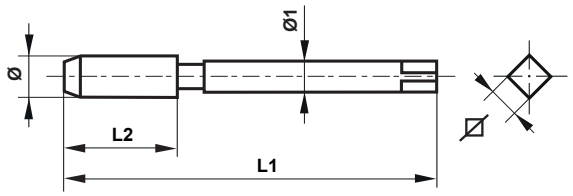

Taraud machine filetage unifié pas fin ANSI B 1.1.
Machine taps unified fine thread ANSI B 1.1.
Maschinengewindebohrer amerikanisches feingewinde ANSI B 1.1.
Maschi a macchina filettatura unificata fina ANSI B1.1.
Macho máquina rosca fina unificada ANSI B 1.1.
Machos máquina rosca unificada fina ANSI B1.1.

Réf. : 40TMDCHXUNF _ _ _ E

DIN 371 Forme C H / 35° (HX) HSS-E (Co5%) Tol. 2B

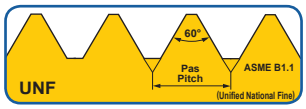

UNF - - - -	Ø Nb Filets/Pouce Inch TPI	L1 mm	L2 mm	Ø1 mm	⌀ mm
NR 4	Nr 4 x 48	50	10	3.5	2.7
NR 5	Nr 5 x 44	56	11	3.5	2.7
NR 6	Nr 6 x 40	56	12	4	3
NR 8	**Nr 8 x 36**	**63**	**13**	**4.5**	**3.4**
NR 10	Nr 10 x 32	70	15	6	4.9
NR 12	Nr 12 x 28	70	16	6	4.9
14	1/4 x 28	80	17	7	5.5
516	5/16 x 24	90	17	8	6.2
38	3/8 x 24	100	18	9	7



Forme C
Hélice 35°
(HX)

Ex : commande
Taraud machine (DIN 371)
hélice 35° filetage unifié fin
UNF N 8 x 36 HSS-E
Réf : 40TMDCHXUNFNR8E

Application HSS-E
Utilisation générale
Matériaux faciles à usiner 1100 N/mm²
Aciers non alliés ou faiblement alliés
Pour trous borgnes

Application HSS-E
General use
Non abrasive material up to 1100 N/mm²
Unalloyed and low alloyed steel
For blind holes

Anwendung HSS-E
Für allgemeinen Einsatz
Gut zerspanbare Werkstoffe bis 1100 N/mm²
Unlegierte und niedriglegierte Stähle
Für Sacklöcher

Réf. : 50TMDCHXUNF _ _ _ E

DIN 376 Forme C H / 35° (HX) HSS-E (Co5%) Tol. 2B

UNF - - - -	Ø Nb Filets/Pouce Pouce Inch TPI	L1 mm	L2 mm	Ø1 mm	⌀ mm
716	7/16 x 20	100	22	8	6.2
12	1/2 x 20	100	22	9	7
916	9/16 x 18	100	22	11	9
58	5/8 x 18	100	22	12	9
34	3/4 x 16	110	25	14	11
78	7/8 x 14	140	26	18	14.5
1	1" x 14	150	28	20	16
1A	1" x 12	150	28	20	16
114	1.1/4 x 12	150	30	22	18
112	**1.1/2 x 12**	**170**	**33**	**32**	**24**



Forme C
Hélice 35°
(HX)

Applicazione HSS-E
Uso generale
Materiali con buona truciodibilità
fino a 1100 N/mm²
Acciai non legati e poco legati
Per fori ciechi

Aplicações HSS-E
Para uso geral
Materiais de mecanização buena
até 1100 N/mm²
Aços não aleados y de baja aleación
Para furos cegos

Aplicación HSS-E
Para uso general
Materiales de buena mecanización
hasta 1100 N/mm²
Aceros no aleados y de baja aleación
Para agujeros ciegos

Ex : commande
Taraud machine (DIN 376)
H / 35° filetage unifié fin
UNF 1.1/2 x 12 HSS-E
Réf : 50TMDCHXUNF112E

Comment commander.
How to order.
Wie bestellen.
Come ordinare
Como ordenar
Como encomendar



UN (8-UN)

ISO 529 Forme B HSS-E (Co5%) Tol. 2B

TARIF page 12

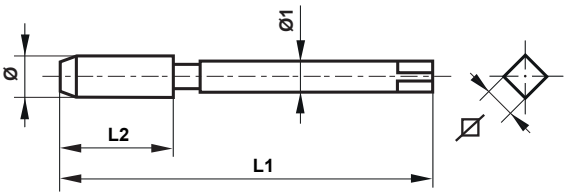

Taraud machine filetage unifié ANSI B 1.1.
Machine taps unified thread ANSI B 1.1.
Maschinengewindebohrer amerikanisches gewinde ANSI B 1.1.

Maschi a macchina filettatura unificata ANSI B1.1.
Macho de roscar de máquina unificada ANSI B1.1.
Machos máquina rosca unificada ANSI B1.1.

Réf. : 30TMIB8UN _ _ _ E

ISO 529 Forme B HSS-E (Co5%) Tol. 2B

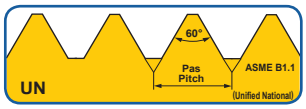

UN ----	Ø Inch	Nb Filets/Pouce TPI	L1 mm	L2 mm	Ø1 mm	⌀ mm
8-UN						
1116	1.1/16	x 8	138	48	20	16
118	1.1/8	x 8	138	48	20	16
1316	1.3/16	x 8	151	51	22.4	18
114	1.1/4	x 8	151	51	22.4	18
1516	**1.5/16**	**x 8**	**162**	**57**	**25**	**20**
138	1.3/8	x 8	162	57	25	20
112	1.1/2	x 8	170	60	28	22
158	1.5/8	x 8	170	60	28	22
134	1.3/4	x 8	187	67	31.5	25
178	1.7/8	x 8	187	67	31.5	25
2	2"	x 8	200	70	35.5	28
218	2.1/8	x 8	200	70	35.5	28
214	2.1/4	x 8	221	76	40	31.5
212	2.1/2	x 8	224	79	40	31.5
234	2.3/4	x 8	234	79	45	35.5
3	3"	x 8	258	83	50	40
314	3.1/4	x 8	261	86	50	40
312	3.1/2	x 8	261	86	50	40
334	3.3/4	x 8	279	89	56	45
4	4"	x 8	279	89	56	45



Forme B
entrée GUN

Application HSS-E
Utilisation générale
Matériaux faciles à usiner à 1100 N/mm²
Aciers non alliés ou faiblement alliés
Pour trous débouchants

Application HSS-E
General use
Non abrasive material up to 1100 N/mm²
Unalloyed and low alloyed steel
For through holes

Anwendung HSS-E
Für allgemeinen Einsatz
Gut zerspanbare Werkstoffe bis 1100 N/mm²
Unlegierte und niedriglegierte Stähle
Für Durchgangslöcher

Applicazione HSS-E
Uso generale
Materiali con buona truciodibilità
fino a 1100 N/mm²
Acciai non legati e poco legati
Per fori passanti

Aplicación HSS-E
Para uso general
Materiales de buena mecanización
hasta 1100 N/mm²
Aceros no aleados y de baja aleación
Para agujeros pasantes

Aplicações HSS-E
Para uso geral
Materiais de mecanização buena
até 11 00 N/mm²
Aços não aleados y de baja aleación
Para furos passantes

Comment commander.
How to order.
Wie bestellen.

Come ordinare
Como ordenar
Como encomendar

Ex : commande

Taraud Machine (ISO 529)
filetage unifié 8-UN
8-UN 1.5/16 x 8 HSS-E

Réf : 30TMIB8UN1516E

Web : http://www.sermaoutillage.eu - **Email** : serma@sermaoutillage.eu - **Tél.** : 00 33 (0)3 27.30.12.31 - **Fax** : 00 33 (0)3 27.30.17.13



UN (12-UN)

ISO 529 Forme B HSS-E (Co5%) Tol. 2B

TARIF page 12

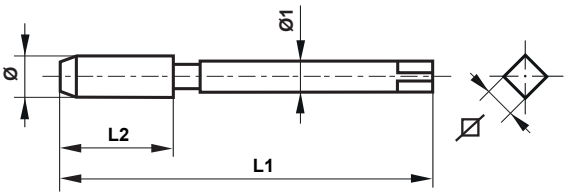

Taraud machine filetage unifié ANSI B 1.1.
Machine taps unified thread ANSI B 1.1.
Maschinengewindebohrer amerikanisches gewinde ANSI B 1.1.

Maschi a macchina filettatura unificata ANSI B1.1.
Macho de roscar de máquina unificada ANSI B1.1.
Machos máquina rosca unificada ANSI B1.1.

Réf. : 30TMIB12UN _ _ _ E

ISO 529 Forme B HSS-E (Co5%) Tol. 2B

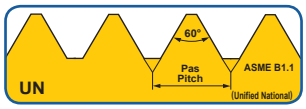

UN - - - -	Ø Inch	Nb Filets/Pouce TPI	L1 mm	L2 mm	Ø1 mm	⌀ mm
12-UN						
158	1.5/8	x 12	170	60	28	22.4
134	1.3/4	x 12	187	67	31.5	25
178	**1.7/8**	**x 12**	**187**	**67**	**31.5**	**25**
2	2"	x 12	200	70	35.5	28
218	2.1/8	x 12	200	70	35.5	28
214	2.1/4	x 12	22	1 76	40	31.5
212	2.1/2	x 12	224	79	40	31.5
234	2.3/4	x 12	234	79	45	35.5
3	3"	x 12	258	83	50	40
314	3.1/4	x 12	261	86	50	40
312	3.1/2	x 12	261	86	50	40
334	3.3/4	x 12	279	89	56	45
4	4"	x 12	279	89	56	45



Forme B
entrée GUN

Application HSS-E

Utilisation générale
Matériaux faciles à usiner à 1100 N/mm²
Aciers non alliés ou faiblement alliés
Pour trous débouchants

Application HSS-E

General use
Non abrasive material up to 1100 N/mm²
Unalloyed and low alloyed steel
for through holes

Anwendung HSS-E

Für allgemeinen Einsatz
Gut zerspanbare Werkstoffe bis 1100 N/mm²
Unlegierte und niedriglegierte Stähle
Für Durchgangslöcher

Applicazione HSS-E

Uso generale
Materiali con buona truciodibilità
fino a 1100 N/mm²
Acciai non legati e poco legati
Per fori passanti

Aplicación HSS-E

Para uso general
Materiales de buena mecanización
hasta 1100 N/mm²
Aceros no aleados y de baja aleación
Para agujeros pasantes

Aplicações HSS-E

Para uso geral
Materiais de mecanização buena
até 1100 N/mm²
Aços não aleados y de baja aleación
Para furos passantes

Comment commander.
How to order.
Wie bestellen.

Come ordinare
Como ordenar
Como encomendar

Ex : commande
Taraud Machine (ISO 529)
filetage unifié 12-UN
12-UN 1.7/8 x 12 HSS-E
Réf : 30TMIB12UN178E



UN (8-UN)

ISO 529 Forme C H / 35° HSS-E (Co5%) Tol. 2B

TARIF page 12

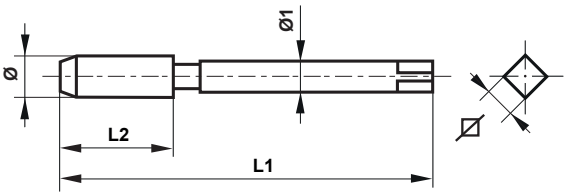

Taraud machine filetage unifié ANSI B 1.1.
Machine taps unified thread ANSI B 1.1.
Maschinengewindebohrer amerikanisches gewinde ANSI B 1.1.

Maschi a macchina filettatura unificata ANSI B1.1.
Macho de roscar de máquina unificada ANSI B1.1.
Machos máquina rosca unificada ANSI B1.1.

Réf. : 30TMICHX8UN _ _ _ E

ISO 529 Forme C H / 35° (HX) HSS-E (Co5%) Tol. 2B

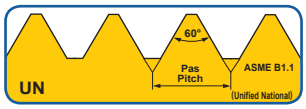

UN ----	Ø Inch	Nb Filets/Pouce TPI	L1 mm	L2 mm	Ø1 mm	Ø mm
8-UN						
1116	1.1/16	x 8	138	48	20	16
118	1.1/8	x 8	138	48	20	16
1316	1.3/16	x 8	151	51	22.4	18
114	1.1/4	x 8	151	51	22.4	18
1516	**1.5/16**	**x 8**	**162**	**57**	**25**	**20**
138	1.3/8	x 8	162	57	25	20
112	1.1/2	x 8	170	60	28	22.4
158	1.5/8	x 8	170	60	28	22.4
134	1.3/4	x 8	187	67	31.5	25
178	1.7/8	x 8	187	67	31.5	25
2	2"	x 8	200	70	35.5	28
218	2.1/8	x 8	200	70	35.5	28
214	2.1/4	x 8	221	76	40	31.5
212	2.1/2	x 8	224	79	40	31.5
234	2.3/4	x 8	234	79	45	35.5
3	3"	x 8	258	83	50	40
314	3.1/4	x 8	261	86	50	40
312	3.1/2	x 8	261	86	50	40
334	3.3/4	x 8	279	89	56	45
4	4"	x 8	279	89	56	45



Forme C
Hélice 35°
(HX)

Application HSS-E
Utilisation générale
Matériaux faciles à usiner à 1100 N/mm²
Aciers non alliés ou faiblement alliés
Pour trous borgnes

Application HSS-E
General use
Non abrasive material up to 1100 N/mm²
Unalloyed and low alloyed steel
for blind holes

Anwendung HSS-E
Für allgemeinen Einsatz
Gut zerspanbare Werkstoffe bis 1100 N/mm²
Unlegierte und niedriglegierte Stähle
Für Sacklöcher

Aplicações HSS-E
Para uso geral
Materiais de mecanização buena
até 11 00 N/mm²
Aços não aleados y de baja aleación
Para furos cegos

Applicazione HSS-E
Uso generale
Materiali con buona truciodibilità
fino a 1100 N/mm²
Acciai non legati e poco legati
Per fori ciechi

Aplicación HSS-E
Para uso general
Materiales de buena mecanización
hasta 1100 N/mm²
Aceros no aleados y de baja aleación
Para agujeros ciegos

Ex : commande
Taraud Machine (ISO 529)
H / 35° filetage unifié 8-UN
8-UN 1.5/16 x 8 HSS-E
Réf : 30TMICHX8UN1516E

Comment commander.
How to order.
Wie bestellen.

Come ordinare
Como ordenar
Como encomendar

Web : http://www.sermaoutillage.eu - **Email** : serma@sermaoutillage.eu - **Tél.** : 00 33 (0)3 27.30.12.31 - **Fax** : 00 33 (0)3 27.30.17.13



UN (12-UN)

ISO 529 Forme C H / 35° HSS-E (Co5%) Tol. 2B

TARIF page 12

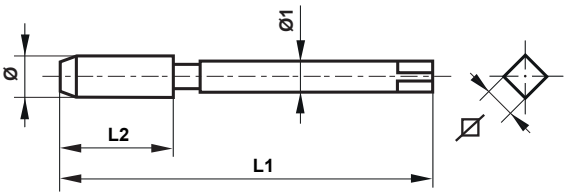

Tarauds machine filetage unifié ANSI B 1.1.
Machine taps unified thread ANSI B 1.1.
Maschinengewindebohrer amerikanisches gewinde ANSI B 1.1.

Maschi a macchina filettatura unificata ANSI B1.1.
Macho de roscar de máquina unificada ANSI B1.1.
Machos máquina rosca unificada ANSI B1.1.

Réf. : 30TMICHX12UN _ _ _ E

ISO 529 Forme C H / 35° (HX) HSS-E (Co5%) Tol. 2B

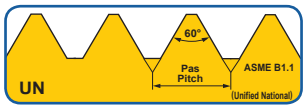

UN ----	Ø Inch	Nb Filets/Pouce TPI	L1 mm	L2 mm	Ø1 mm	⌀ mm
12-UN						
158	1.5/8	x 12	170	60	28	22.4
134	**1.3/4**	**x 12**	**187**	**67**	**31.5**	**25**
178	1.7/8	x 12	187	67	31.5	25
2	2"	x 12	200	70	35.5	28
218	2.1/8	x 12	200	70	35.5	28
214	2.1/4	x 12	22	1 76	40	31.5
212	2.1/2	x 12	224	79	40	31.5
234	2.3/4	x 12	234	79	45	35.5
3	3"	x 12	258	83	50	40
314	3.1/4	x 12	261	86	50	40
312	3.1/2	x 12	261	86	50	40
334	3.3/4	x 12	279	89	56	45
4	4"	x 12	279	89	56	45

Forme C
Hélice 35°
(HX)



Application HSS-E
Utilisation générale
Matériaux faciles à usiner à 1100 N/mm²
Aciers non alliés ou faiblement alliés
Pour trous borgnes

Application HSS-E
General use
Non abrasive material up to 1100 N/mm²
Unalloyed and low alloyed steel
for blind holes

Anwendung HSS-E
Für allgemeinen Einsatz
Gut zerspanbare Werkstoffe bis 1100 N/mm²
Unlegierte und niedriglegierte Stähle
Für Sacklöcher

Applicazione HSS-E
Uso generale
Materiali con buona truciodibilità
fino a 1100 N/mm²
Acciai non legati e poco legati
Per fori ciechi

Aplicación HSS-E
Para uso general
Materiales de buena mecanización
hasta 1100 N/mm²
Aceros no aleados y de baja aleación
Para agujeros ciegos

Aplicações HSS-E
Para uso geral
Materiais de mecanização buena
até 1100 N/mm²
Aços não aleados y de baja aleación
Para furos cegos

Ex : commande
Taraud Machine (ISO 529)
H / 35° filetage unifié 12-UN
12-UN 1.7/8 x 12 HSS-E
Réf : 30TMICHX12UN134E

Comment commander.
How to order.
Wie bestellen.

Come ordinare
Como ordenar
Como encomendar



UNEF

ISO 529 Forme B HSS-E (Co5%) Tol. 2B

TARIF page 12

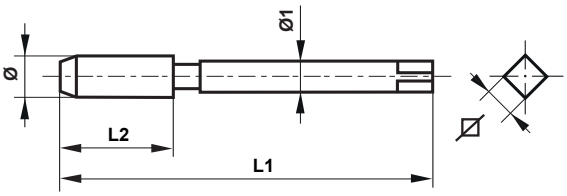

Taraud machine filetage unifié pas extra fin ANSI B 1.1.
Machine taps unified extra fine thread ANSI B 1.1
Maschinengewindebohrer amerikanisches extra-feingewinde ANSI B 1.1.

Maschi a macchina filettatura unificata, extra fina ANSI B1.1.
Macho Máquina rosca extra fina unificada ANSI B 1.1.
Machos máquina rosca unificada extra fina ANSI B1.1.

Réf. : 30TMIBUNEF _ _ _ E

ISO 529 Forme B HSS-E (Co5%) Tol. 2B

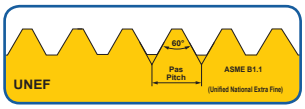

UNEF ----	Ø Inch	Nb Filets/Pouce TPI	L1 mm	L2 mm	Ø1 mm	⌀ mm
NR12	Nr 12	x 32	62	17	5.6	4.5
14	1/4	x 32	66	19	6.3	5
516	5/16	x 32	72	22	8	6.3
38	3/8	x 32	80	24	10	8
716	7/16	x 28	85	25	8	6.3
12	1/2	x 28	89	29	9	7.1
916	9/16	x 24	95	30	11.2	9
58	5/8	x 24	102	32	12.5	10
11161	11/16	x 24	112	37	14	11.2
34	3/4	x 20	112	37	14	11.2
13161	13/16	x 20	118	38	16	12.5
78	7/8	x 20	118	38	16	12.5
1516	15/16	x 20	130	45	18	14
1	1"	x 20	130	45	18	14
11162	1.1/16	x 18	138	48	20	16
118	1.1/8	x 18	138	48	20	16
13162	1.3/16	x 18	151	51	22	18
114	1.1/4	x 18	151	51	22	18
1516	1.5/16	x 18	162	57	25	20
138	1.3/8	x 18	162	57	25	20
1716	1.7/16	x 18	170	60	28	22
112	1.1/2	x 18	170	60	28	22
1916	1.9/16	x 18	170	60	28	22
158	1.5/8	x 18	170	60	28	22
11116	1.11/16	x 18	187	67	31.5	25
134	1.3/4	x 18	187	67	31.5	25
2	2"	x 18	200	70	35.5	28



Forme B entrée GUN

Ex : commande
Taraud machine (ISO 529)
filetage unifié pas extra fin
UNEF Nr 12 x 32 HSS-E
Réf : 30TMIBUNEFNR12E

Application HSS-E
Utilisation générale
Matériaux faciles à usiner 1100 N/mm²
Aciers non alliés ou faiblement alliés
Pour trous débouchants

Application HSS-E
General use
Non abrasive material up to 1100 N/mm²
Unalloyed and low alloyed steel
For through holes

Anwendung HSS-E
Für allgemeinen Einsatz
Gut zerspanbare Werkstoffe bis 1100 N/mm²
Unlegierte und niedriglegierte Stähle
Für Durchgangslöcher

Applicazione HSS-E
Uso generale
Materiali con buona truciodibilità
fino a 1100 N/mm²
Acciaio non legati e scarsamente legati
Per fori passanti

Aplicações HSS-E
Para uso geral
materias de bom usinar até 1100 N/mm²
Aço não ligado e aço fracamente
Para furos passantes

Aplicación HSS-E
Para uso general
Materiales de buena mecanización
hasta 1100 N/mm²
Aceros no aleados y de baja aleación
Para agujeros pasantes

Ex : commande
Taraud Machine (ISO 529)
H / 35° filetage unifié extra fin
UNEF 1.11/16 x 18 HSS-E
Réf : 30TMIBUNEF11116E

Comment commander.
How to order.
Wie bestellen.

Come ordinare
Como ordenar
Como encomendar

Web : http://www.sermaoutillage.eu - **Email** : serma@sermaoutillage.eu - **Tél.** : 00 33 (0)3 27.30.12.31 - **Fax** : 00 33 (0)3 27.30.17.13



UNEF

ISO 529 Forme C H / 35° HSS-E (Co5%) Tol. 2B

TARIF page 12

TARIF page 13

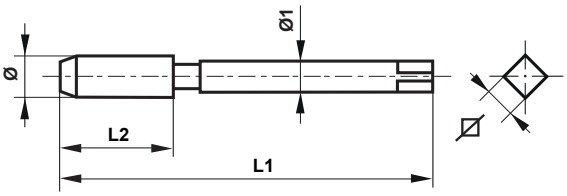

Taraud machine filetage unifié pas extra fin ANSI B 1.1.
Machine taps unified extra fine thread ANSI B 1.1
Maschinengewindebohrer amerikanisches extra-feingewinde ANSI B 1.1.

Maschi a macchina filettatura unificata, extra fina ANSI B1.1.
Macho Máquina rosca extra fina unificada ANSI B 1.1.
Machos máquina rosca unificada extra fina ANSI B1.1.

Réf. : 30TMICHXUNEF . . . E

ISO 529 Forme C H / 35° (HX) HSS-E (Co5%) Tol. 2B

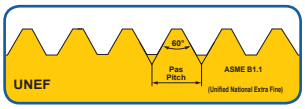

UNEF - - - -	Ø Nb Filets/Pouce Inch	TPI	L1 mm	L2 mm	Ø1 mm	⌀ mm
NR12	Nr 12 x	32	62	17	5.6	4.5
14	1/4 x	32	66	19	6.3	5
516	5/16 x	32	72	22	8	6.3
38	3/8 x	32	80	24	10	8
716	7/16 x	28	85	25	8	6.3
12	1/2 x	28	89	29	9	7.1
916	9/16 x	24	95	30	11.2	9
58	5/8 x	24	102	32	12.5	10
1116	1.1/16 x	24	112	37	14	11.2
34	3/4 x	20	112	37	14	11.2
1316	1.3/16 x	20	118	38	16	12.5
78	7/8 x	20	118	38	16	12.5
1516	1.5/16 x	20	130	45	18	14
1	1" x	20	130	45	18	14

Forme C
Hélice 35°
(HX)



Ex : commande

Taraud machine H/35°(ISO 529)
filetage pas extra fin UNEF
UNEF Nr 12 x 32 HSS- E
Réf : 30TMICHXUNEFNR12E

Application HSS-E
Utilisation générale
Matériaux faciles à usiner à 1100 N/mm²
Aciers non alliés ou faiblement alliés
Pour trous borgnes

Application HSS-E
General use
Non abrasive material up to 1100 N/mm²
Unalloyed and low alloyed steel
for blind holes

Anwendung HSS-E
Für allgemeinen Einsatz
Gut zerspanbare Werkstoffe bis 1100 N/mm²
Unlegierte und niedriglegierte Stähle
Für Sacklöcher

Applicazione HSS-E
Uso generale
Materiali con buona truciodibilità
fino a 1100 N/mm²
Acciai non legati e poco legati
Per fori ciechi

Aplicación HSS-E
Para uso general
Materiales de buena mecanización
hasta 1100 N/mm²
Aceros no aleados y de baja aleación
Para agujeros ciegos

Aplicações HSS-E
Para uso geral
Materiais de mecanização buena
até 1100 N/mm²
Aços não aleados y de baja aleación
Para furos cegos

Comment commander.
How to order.
Wie bestellen.

Come ordinare
Como ordenar
Como encomendar

Ex : commande

Taraud machine H/35°(ISO 529)
filetage pas extra fin UNEF
UNEF 1.1/16 x 24 HSS- E
Réf : 30TMICHXUNEF1116E



UN UNS

ISO 529 Forme B HSS-E (Co5%) Tol. 2B

TARIF page 13

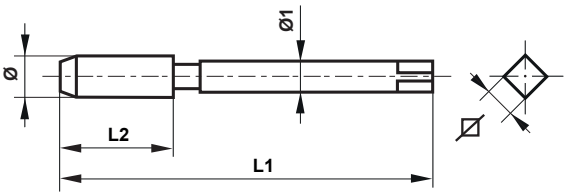

Tarauds machine filetage unifié ANSI B 1.1.
Machine taps unified thread ANSI B 1.1
Maschinengewindebohrer amerikanisches gewinde ANSI B 1.1.

Maschi a macchina filettatura unificata ANSI B1.1.
Macho de roscar de máquina unificada ANSI B1.1.
Machos máquina rosca unificada ANSI B1.1.

Réf. : 30TMIBUN _ _ _ E

ISO 529 Forme B HSS-E (Co5%) Tol. 2B

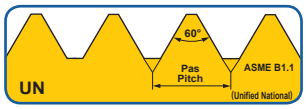

UN ----	Ø Inch	Nb Filets/Pouce TPI	L1 mm	L2 mm	Ø1 mm	⌀ mm
UN						
516	5/16	x 28	72	22	8	6.3
381	3/8	x 20	80	24	10	8
382	3/8	x 28	80	24	10	8
716	7/16	x 32	85	25	8	6.3
12	1/2	x 32	89	29	9	7.1
9161	9/16	x 20	95	30	11.2	9
9162	9/16	x 28	95	30	11.2	9
9163	9/16	x 32	95	30	11.2	9
581	5/8	x 20	102	32	12.5	10
582	5/8	x 28	102	32	12.5	10
11161	**1.1/16**	**x 20**	**112**	**37**	**14**	**11.2**
11162	1.1/16	x 16	112	37	14	11.2
1	1"	x 32	130	45	18	14



Forme B entrée GUN

Ex : commande
Taraud machine (ISO 529)
filetage unifié UN
UN 11/16 x 20 HSS-E
Réf : 30TMIBUN11161E

Application HSS-E
Utilisation générale
Matériaux faciles à usiner 1100 N/mm²
Aciers non alliés ou faiblement alliés
Pour trous débouchants

Application HSS-E
General use
Non abrasive material up to 1100 N/mm²
Unalloyed and low alloyed steel
For through holes

Anwendung HSS-E
Für allgemeinen Einsatz
Gut zerspanbare Werkstoffe bis 1100 N/mm²
Unlegierte und niedriglegierte Stähle
Für Durchgangslöcher

Réf. : 30TMIBUNS _ _ _ E

ISO 529 Forme B HSS-E (Co5%) Tol. 2B

UNS ----	Ø Inch	Nb Filets/Pouce TPI	L1 mm	L2 mm	Ø1 mm	⌀ mm
UNS						
141	1/4	x 24	66	19	6.3	5
142	1/4	x 36	66	19	6.3	5
143	1/4	x 40	66	19	6.3	5
38	3/8	x 27	80	24	10	8
716	**7/16**	**x 24**	**85**	**25**	**8**	**6.3**
12	1/2	x 24	89	29	9	7.1
58	5/8	x 27	102	32	12.5	10
34	3/4	x 24	112	37	14	11.2
78	7/8	x 18	118	38	16	12.5
1	1"	x 14	130	45	18	14



Forme B entrée GUN

Aplicações HSS-E
Para uso geral
materias de bom usinar até 1100 N/mm²
Aço não ligado e aço fracamente
Para furos passantes

Applicazione HSS-E
Uso generale
Materiali con buona truciodibilità
fino a 1100 N/mm²
Acciaio non legati e scarsamente legati
Per fori passanti

Aplicación HSS-E
Para uso general
Materiales de buena mecanización
hasta 1100 N/mm²
Aceros no aleados y de baja aleación
Para agujeros pasantes

Ex : commande
Taraud machine (ISO 529)
filetage unifié spécial UNS
UNS 7/16 x 24 HSS-E
Réf : 30TMIBUNS716E

Comment commander.
How to order.
Wie bestellen.

Come ordinare
Como ordenar
Como encomendar

Web : http://www.sermaoutillage.eu - **Email** : serma@sermaoutillage.eu - **Tél.** : 00 33 (0)3 27.30.12.31 - **Fax** : 00 33 (0)3 27.30.17.13



(G) BSP

DIN 5156 Forme C HSS-E (Co5%)

TARIF page 13

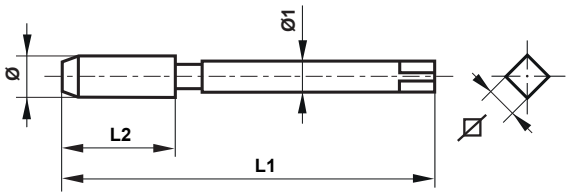

Tarauds machine filetage tube gaz DIN ISO 228.
Machine taps pipe-thread DIN ISO 228.
Maschinengewindebohrer rohrgewinde DIN ISO 228.
Maschi a macchina filettatura per tubi gas DIN ISO 228.
Macho máquina rosca para tubos gas DIN ISO 228.
Machos máquina rosca para tubo gas DIN ISO 228.

Réf. : 31TMDCBSP . . . E

DIN 5156 Forme C HSS-E (Co5%)

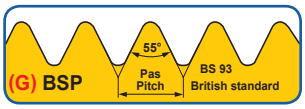

(G) BSP - - - -	Ø Inch	Nb Filets/Pouce TPI	L1 mm	L2 mm	Ø1 mm	⌀ mm
18	1/8	x 28	90	20	7	5.5
14	1/4	x 19	100	22	11	9
38	3/8	x 19	100	22	12	9
12	1/2	x 14	125	25	16	12
58	5/8	x 14	125	25	18	14.5
34	3/4	x 14	140	28	20	16
78	7/8	x 14	150	28	22	18
1	1"	x 11	160	30	25	20
118	1.1/8	x 11	170	30	28	22
114	1.1/4	x 11	170	30	32	24
138	**1.3/8**	**x 1**	**180**	**32**	**36**	**29**
112	1.1/2	x 11	190	32	36	29
134	1.3/4	x 11	190	32	40	32
2	2"	x 11	220	40	45	35

Forme C

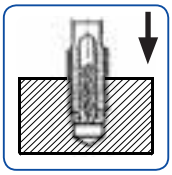

Application HSS-E
Utilisation générale
Matériaux faciles à usiner 1100 N/mm²
Aciers non alliés ou faiblement alliés
Pour trous borgnes

Application HSS-E
General use
Non abrasive material up to 1100 N/mm²
Unalloyed and low alloyed steel
For blind holes

Anwendung HSS-E
Für allgemeinen Einsatz
Gut zerspanbare Werkstoffe bis 1100 N/mm²
Unlegierte und niedriglegierte Stähle
Für Sacklöcher

Applicazione HSS-E
Uso generale
Materiali con buona truciodibilità
fino a 1100 N/mm²
Acciaio non legati e scarsamente legati
Per fori ciechi

Aplicación HSS-E
Para uso general
Materiales de buena mecanización
hasta 1100 N/mm²
Aceros no aleados y de baja aleación
Para agujeros ciegos

Aplicações HSS-E
Para uso geral
materias de bom usinar até 1100 N/mm²
Aço não ligado e aço fracamente
Para furos cegos

Comment commander.
How to order.
Wie bestellen.
Come ordinare
Como ordenar
Como encomendar

Ex : commande

Taraud machine (DIN 5156)
filetage tube gaz G (BSP)
G (BSP) 1.3/8" x 11 HSS-E
Réf : 31TMDCBSP138E



(G) BSP

HSS-E + TiN

DIN 5156 Forme C HSS-E (Co5%)

TARIF page 13

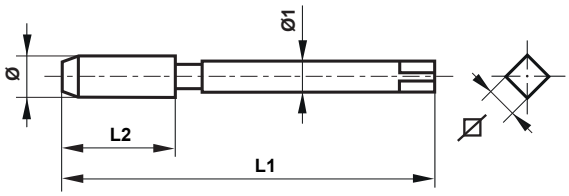

Tarauds machine filetage gaz DIN ISO 228.
Machine taps pipe-thread DIN ISO 228.
Maschinengewindebohrer rohrgewinde DIN ISO 228.
Maschi a macchina filettatura per tubi gas DIN ISO 228.
Macho máquina rosca gas DIN ISO 228.
Machos máquina rosca para tubo DIN ISO 228.

Réf. : 31TMDCBSP . . . ETIN

DIN 5156 Forme C HSS-E (TiN) Tol. ISO2/6H

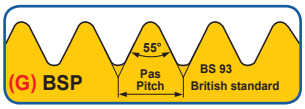

(G) BSP - - - -	Ø inch	Nb Filets/Pouce TPI	L1 mm	L2 mm	Ø1 mm	⌀ mm
18	1/8	x 28	90	20	7	5.5
14	1/4	x 19	100	22	11	9
38	3/8	x 19	100	22	12	9
12	**1/2**	**x 14**	**125**	**25**	**16**	**12**
34	3/4	x 14	140	28	20	16
1	1"	x 11	160	30	25	20

Forme C

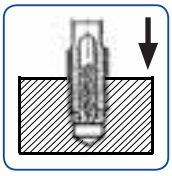

Application HSS-E / TiN

Pour utilisation générale
Matériaux faciles à usiner à 1300 N/mm²
Aciers non alliés ou faiblement alliés
Pour trous borgnes
Revêtement au nitrure de titane : TiN
Réduction de la rugosité de surface
Excellentes propriétés antifriction
Vitesse de rotation plus élevée

Application HSS-E / TiN

For general use
Non abrasive material up to 1300 N/mm²
Unalloyed and low alloyed steel
For blind holes
TiN-coating : improved resistance to wear and abrasion
Excellent anti-friction properties
Faster cutting speeds possible

Anwendung HSS-E / TiN

Für allgemeinen Einsatz
Gut zerspanbare Werkstoffe bis 1300 N/mm²
Unlegierte und niedriglegierte Stähle
Für Sacklöcher
TiN beschichtet:
Verbesserte Verschleiß- bzw. Abriebfestigkeit
Hervorragende Gleiteigenschaften
Höhere Schnittgeschwindigkeit möglich

Applicazione HSS-E / TiN

Per uso universale
Materiali con buona truciodibilità fino a R 1300 N/mm²
Acciai non legati e scarsamente legati
Per fori ciechi
Rivestimento TiN
Migliore resistenza all' abrasione
Possibile velocità di taglio superiore

Aplicación HSS-E / TiN

Para uso general
Materiales de buena mécanización hasta 1300 N/mm²
Aceros no aleados y de baja aleación
Para agujeros ciegos
TiN (recubrimiento de nitruro de titanio)
Excelente resistencia al desgaste y a la abrasión
Excelente propiedades antifricción
Velocidades de corte considerablemente más rapida

Aplicações HSS-E / TiN

Para uso geral
Materias de bom usinar até 1300 N/mm²
Aço não ligado e aço fracamente
Para furos cegos
Revestimento TiN
Melhor resistência ao desgaste e abrasão
Excelente qualidade de deslizamento
Maior velocidade de corte possível

Comment commander.
How to order.
Wie bestellen.
Come ordinare
Como ordenar
Como encomendar

Ex : commande

Taraud machine (DIN 5156) filetage gaz G (BSP)
G (BSP) 1/2" x 14 HSS-E / TiN
Réf : 31TMDCBSP12ETIN

Web : http://www.sermaoutillage.eu - **Email** : serma@sermaoutillage.eu - **Tél.** : 00 33 (0)3 27.30.12.31 - **Fax** : 00 33 (0)3 27.30.17.13



(G) BSP

DIN 5156 Forme B HSS-E (Co5%)

TARIF page 13

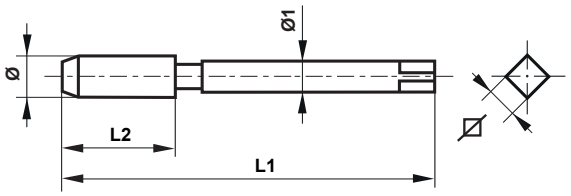

Tarauds machine filetage gaz DIN ISO 228.
Machine taps pipe-thread DIN ISO 228.
Maschinengewindebohrer rohrgewinde DIN ISO 228.
Maschi a macchina filettatura per tubi gas DIN ISO 228.
Macho máquina rosca gas DIN ISO 228.
Machos máquina rosca para tubo DIN ISO 228.

Réf. : 31TMDBBSP _ _ _ E

DIN 5156 Forme B HSS-E (Co5%)

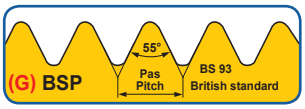

(G) BSP - - - -	Ø Inch	Nb Filets/Pouce TPI	L1 mm	L2 mm	Ø1 mm	⌀ mm
18	1/8	x 28	90	20	7	5.5
14	1/4	x 19	100	22	11	9
38	3/8	x 19	100	22	12	9
12	1/2	x 14	125	25	16	12
58	5/8	x 14	125	25	18	14.5
34	3/4	x 14	140	28	20	16
78	7/8	x 14	150	28	22	18
1	1"	x 11	160	30	25	20
118	1.1/8	x 11	170	30	28	22
114	1.1/4	x 11	170	30	32	24
138	**1.3/8**	**x 1**	**180**	**32**	**36**	**29**
112	1.1/2	x 11	190	32	36	29
134	1.3/4	x 11	190	32	40	32
2	2"	x 11	220	40	45	35

Forme B entrée GUN



Application HSS-E
Utilisation générale
Matériaux faciles à usiner 1100 N/mm²
Aciers non alliés ou faiblement alliés
Pour trous borgnes

Application HSS-E
General use
Non abrasive material up to 1100 N/mm²
Unalloyed and low alloyed steel
For blind holes

Anwendung HSS-E
Für allgemeinen Einsatz
Gut zerspanbare Werkstoffe bis 1100 N/mm²
Unlegierte und niedriglegierte Stähle
Für Sacklöcher

Applicazione HSS-E
Uso generale
Materiali con buona truciodibilità
fino a 1100 N/mm²
Acciaio non legati e scarsamente legati
Per fori ciechi

Aplicación HSS-E
Para uso general
Materiales de buena mecanización
hasta 1100 N/mm²
Aceros no aleados y de baja aleación
Para agujeros ciegos

Aplicações HSS-E
Para uso geral
materias de bom usinar até 1100 N/mm²
Aço não ligado e aço fracamente
Para furos cegos

Comment commander.
How to order.
Wie bestellen.
Come ordinare
Como ordenar
Como encomendar

Ex : commande

Taraud machine (DIN 5156) filetage tube gaz G (BSP)
G (BSP) 1.3/8" x 11 HSS-E
Réf : 31TMDBBSP138E



(G) BSP

HSS-E + TiN

DIN 5156 Forme B HSS-E (Co5%)

TARIF page 13

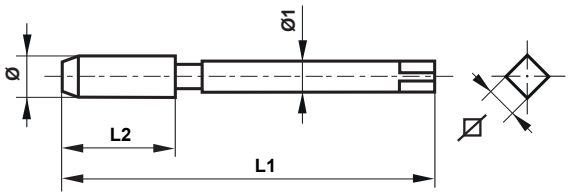

Tarauds machine filetage gaz DIN ISO 228.
Machine taps pipe-thread DIN ISO 228.
Maschinengewindebohrer rohrgewinde DIN ISO 228.

Maschi a macchina filettatura per tubi gas DIN ISO 228.
Macho máquina rosca gas DIN ISO 228.
Machos máquina rosca para tubo DIN ISO 228.

Réf. : 31TMDBBSP . . . ETIN DIN 5156 Forme B HSS-E (TiN) Tol. ISO2/6H

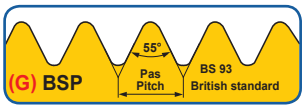

(G) BSP - - - -	Ø Inch	Nb Filets/Pouce TPI	L1 mm	L2 mm	Ø1 mm	Ø mm
18	1/8	x 28	90	20	7	5.5
14	1/4	x 19	100	22	11	9
38	3/8	x 19	100	22	12	9
12	**1/2**	**x 14**	**125**	**25**	**16**	**12**
34	3/4	x 14	140	28	20	16
1	1"	x 11	160	30	25	20

Forme B entrée GUN



Application HSS-E / TiN

Pour utilisation générale
Matériaux faciles à usiner à 1300 N/mm²
Aciers non alliés ou faiblement alliés
Pour trous borgnes
Revêtement au nitrure de titane : TiN
Réduction de la rugosité de surface
Excellentes propriétés antifriction
Vitesse de rotation plus élevée

Application HSS-E / TiN

For general use
Non abrasive material up to 1300 N/mm²
Unalloyed and low alloyed steel
For blind holes
TiN-coating : improved resistance to wear and abrasion
Excellent anti-friction properties
Faster cutting speeds possible

Anwendung HSS-E / TiN

Für allgemeinen Einsatz
Gut zerspanbare Werkstoffe bis 1300 N/mm²
Unlegierte und niedriglegierte Stähle
Für Sacklöcher
TiN beschichtet:
Verbesserte Verschleiß- bzw. Abriebfestigkeit
Hervorragende Gleiteigenschaften
Höhere Schnittgeschwindigkeit möglich

Applicazione HSS-E / TiN

Per uso universale
Materiali con buona truciodibilità fino a R 1300 N/mm²
Acciai non legati e scarsamente legati
Per fori ciechi
Rivestimento TiN
Migliore resistenza all' abrasione
Possibile velocità di taglio superiore

Aplicación HSS-E / TiN

Para uso general
Materiales de buena mécanización hasta 1300 N/mm²
Aceros no aleados y de baja aleación
Para agujeros ciegos
TiN (recubrimiento de nitruro de titanio)
Excelente resistencia al desgaste y a la abrasión
Excelente propiedades antifricción
Velocidades de corte considerablemente más rapida

Aplicações HSS-E / TiN

Para uso geral
Materias de bom usinar até 1300 N/mm²
Aço não ligado e aço fracamente
Para furos cegos
Revestimento TiN
Melhor resistência ao desgaste e abrasão
Excelente qualidade de deslizamento
Maior velocidade de corte possível

Comment commander.
How to order.
Wie bestellen.

Come ordinare
Como ordenar
Como encomendar

Ex : commande

Taraud machine (DIN 5156) filetage gaz G (BSP)
G (BSP) 1/2" x 14 HSS-E / TiN
Réf : 31TMDBBSP12ETIN

Web : http://www.sermaoutillage.eu - **Email** : serma@sermaoutillage.eu - **Tél.** : 00 33 (0)3 27.30.12.31 - **Fax** : 00 33 (0)3 27.30.17.13



(G) BSP

DIN 5156 Forme C H / 35° HSS-E (Co5%)

TARIF page 13

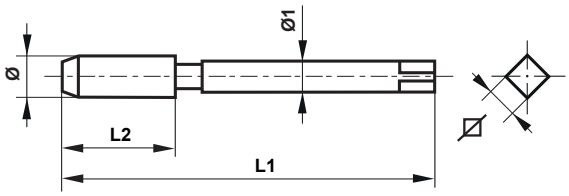

Tarauds machine filetage gaz DIN ISO 228.
Machine taps pipe-thread DIN ISO 228.
Maschinengewindebohrer rohrgewinde DIN ISO 228.
Maschi a macchina filettatura per tubi gas DIN ISO 228.
Macho máquina rosca gas DIN ISO 228.
Machos máquina rosca para tubo DIN ISO 228.

Réf. : 31TMDCHXBSP . . . E DIN 5156 Forme C H / 35° (HX) HSS-E (Co5%)

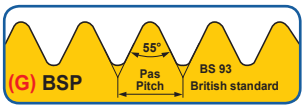

(G) BSP - - - -	Ø Inch	Nb Filets/Pouce TPI	L1 mm	L2 mm	Ø1 mm	⌀ mm
18	1/8	x 28	90	20	7	5.5
14	1/4	x 19	100	22	11	9
38	3/8	x 19	100	22	12	9
12	1/2	x 14	125	25	16	12
58	5/8	x 14	125	25	18	14.5
34	3/4	x 14	140	28	20	16
78	7/8	x 14	150	28	22	18
1	1"	x 11	160	30	25	20
118	1.1/8	x 11	170	30	28	22
114	**1.1/4**	**x 11**	**170**	**30**	**32**	**24**
138	1.3/8	x 1	180	32	36	29
112	1.1/2	x 11	190	32	36	29
134	1.3/4	x 11	190	32	40	32
2	2"	x 11	220	40	45	35



Forme C
Hélice 35°
(HX)

Application HSS-E
Utilisation générale
Matériaux faciles à usiner 1100 N/mm²
Aciers non alliés ou faiblement alliés
Pour trous borgnes

Application HSS-E
General use
Non abrasive material up to 1100 N/mm²
Unalloyed and low alloyed steel
For blind holes

Anwendung HSS-E
Für allgemeinen Einsatz
Gut zerspanbare Werkstoffe bis 1100 N/mm²
Unlegierte und niedriglegierte Stähle
Für Sacklöcher

Applicazione HSS-E
Uso generale
Materiali con buona truciodibilità
fino a 1100 N/mm²
Acciaio non legati e scarsamente legati
Per fori ciechi

Aplicación HSS-E
Para uso general
Materiales de buena mecanización
hasta 1100 N/mm²
Aceros no aleados y de baja aleación
Para agujeros ciegos

Aplicações HSS-E
Para uso geral
materias de bom usinar até 1100 N/mm²
Aço não ligado e aço fracamente
Para furos cegos

Ex : commande

Taraud machine H/35° (DIN 5156)
filetage tube gaz G (BSP)
G (BSP) 1.1/4" x 11 HSS-E
Réf : 31TMDCHXBSP114E

Comment commander.
How to order.
Wie bestellen.
Come ordinare
Como ordenar
Como encomendar



(G) BSP

HSS-E + TiN

DIN 5156 Forme C H / 35° HSS-E (Co5%)

TARIF page 13

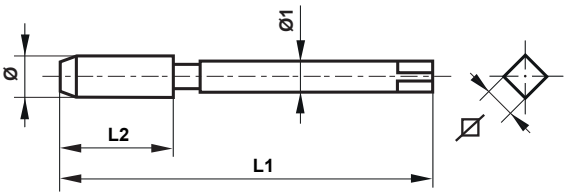

Tarauds machine filetage pas gaz DIN ISO 228.
Machine taps pipe-thread DIN ISO 228.
Maschinengewindebohrer rohrgewinde DIN ISO 228.
Maschi a macchina filettatura per tubi gas DIN ISO 228.
Macho máquina rosca gas DIN ISO 228.
Machos máquina rosca para tubo DIN ISO 228.

Réf. : 31TMDCHXBSP . . . ETIN

DIN 5156 Forme C H / 35° HSS-E (TiN) (HX)

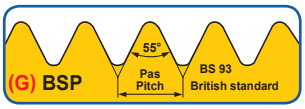

(G) BSP - - - -	Ø Inch	Nb Filets/Pouce TPI	L1 mm	L2 mm	Ø1 mm	⊠ mm
18	1/8	x 28	90	20	7	5.5
14	1/4	x 19	100	22	11	9
38	3/8	x 19	100	22	12	9
12	1/2	x 14	125	25	16	12
34	3/4	x 14	140	28	20	16
1	1"	x 11	160	30	25	20

Forme C
Hélice 35°
(HX)



Application HSS-E / TiN
Pour utilisation générale
Matériaux faciles à usiner à 1300 N/mm²
Aciers non alliés ou faiblement alliés
Pour trous borgnes
Revêtement au nitrure de titane : TiN
Réduction de la rugosité de surface
Excellentes propriétés antifriction
Vitesse de rotation plus élevée

Application HSS-E / TiN
For general use
Non abrasive material up to 1300 N/mm²
Unalloyed and low alloyed steel
For blind holes
TiN-coating : improved resistance to wear and abrasion
Excellent anti-friction properties
Faster cutting speeds possible

Anwendung HSS-E / TiN
Für allgemeinen Einsatz
Gut zerspanbare Werkstoffe bis 1300 N/mm²
Unlegierte und niedriglegierte Stähle
Für Sacklöcher
TiN beschichtet:
Verbesserte Verschleiß- bzw. Abriebfestigkeit
Hervorragende Gleiteigenschaften
Höhere Schnittgeschwindigkeit möglich

Applicazione HSS-E / TiN
Per uso universale
Materiali con buona truciodibilità fino a R 1300 N/mm²
Acciai non legati e scarsamente legati
Per fori ciechi
Rivestimento TiN
Migliore resistenza all' abrasione
Possibile velocità di taglio superiore

Aplicación HSS-E / TiN
Para uso general
Materiales de buena mécanización hasta 1300 N/mm²
Aceros no aleados y de baja aleación
Para agujeros ciegos
TiN (recubrimiento de nitruro de titanio)
Excelente resistencia al desgaste y a la abrasión
Excelente propiedades antifricción
Velocidades de corte considerablemente más rapida

Aplicações HSS-E / TiN
Para uso geral
Materias de bom usinar até 1300 N/mm²
Aço não ligado e aço fracamente
Para furos cegos
Revestimento TiN
Melhor resistência ao desgaste e abrasão
Excelente qualidade de deslizamento
Maior velocidade de corte possível

Comment commander.
How to order.
Wie bestellen.
Come ordinare
Como ordenar
Como encomendar

Ex : commande
Taraud machine H/35°(DIN 5156) filetage gaz G (BSP)
G (BSP) 1/4" x 19 HSS-E / TiN
Réf : 31TMDCHXBSP14ETIN

Web : http://www.sermaoutillage.eu - **Email** : serma@sermaoutillage.eu - **Tél.** : 00 33 (0)3 27.30.12.31 - **Fax** : 00 33 (0)3 27.30.17.13



(Rc) BSPT

DIN 5156 Forme C HSS-E (Co5%)

TARIF page 13

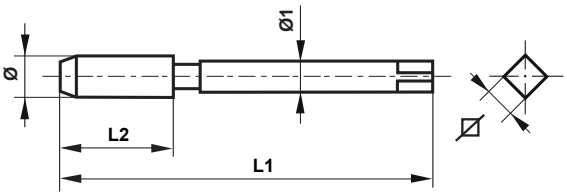

Tarauds machine filetage gaz conique, conicité 1:16.
Machine taps tapered pipe thread, taper 1:16, con. 55°.
Maschinengewindebohrer kegeliges rohrgewinde, kegel 1:16, kon. 55°.
Maschi a macchina filettatura conica per tubi, cono 1:16.
Macho máquina rosca inglesa para tubo, conicidad 1:16.
Machos máquina rosca cónica para tubos, cone 1:16.

Réf. : 31TMDCBSPT . . . E

DIN 5156 Forme C HSS-E (Co5%)

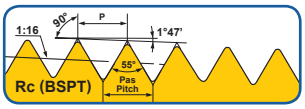

BSPT - - - -	Ø Inch	Nb Filets/Pouce TPI	L1 mm	L2 mm	Ø1 mm	⌀ mm
18	1/8	x 28	90	20	7.0	5.5
14	1/4	x 19	100	22	11	9
38	3/8	x 19	100	22	12	9
12	1/2	x 14	125	28	16	12
34	3/4	x 14	140	28	20	16
1	1"	x 11	160	38	25	20

Forme C

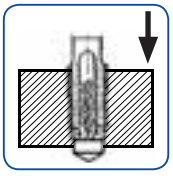

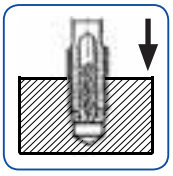

Application HSS-E
Utilisation générale
Matériaux faciles à usiner à 1100 N/mm²
Aciers non alliés ou faiblement alliés
Pour trous débouchants, trous borgnes

Application HSS-E
General use
Non abrasive material up to 1100 N/mm²
Unalloyed and low alloyed steel
For through holes, blind holes

Anwendung HSS-E
Für allgemeinen Einsatz
Gut zerspanbare Werkstoffe bis 1100 N/mm²
Unlegierte und niedriglegierte Stähle
Für Durchgangslöcher, Sacklöcher

Applicazione HSS-E
Uso generale
Materiali con buona truciodibilità
fino a 1100 N/mm²
Acciai non legati e poco legati
Per fori passanti, fori ciechi

Aplicación HSS-E
Para uso general
Materiales de buena mecanización
hasta 1100 N/mm²
Aceros no aleados y de baja aleación
Para agujeros pasantes, agujeros ciegos

Aplicações HSS-E
Para uso geral
Materiais de mecanização buena
até 1100 N/mm²
Aços não aleados y de baja aleación
Para furos passantes, furos cegos

Comment commander.
How to order.
Wie bestellen.
Come ordinare
Como ordenar
Como encomendar

Ex : commande
Taraud machine filetage gaz conique (DIN 5156) Rc (BSPT)
Rc (BSPT) 1/4" x 19 HSS-E
Réf : 31TMDCBSPT14E



NPT

Forme C — HSS-E (Co5%)

TARIF page 13

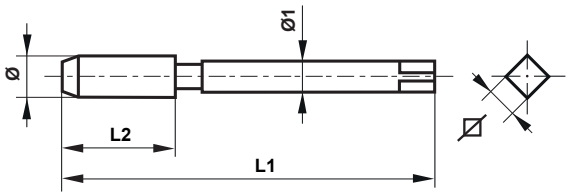

- Tarauds machine filetage NPT conicité 1:16.
- Machine taps american tapered pipe thread, taper 1:16.
- Maschinengewindebohrer amerikanisches kegeliges rohrgewinde, Kegel 1:16.
- Maschi a macchina filettatura americana conica per tubi, cono 1:16.
- Macho máquina rosca americana para tubo, conicidad 1:16.
- Machos máquina rosca americana cónica para tubos, cone 1:16.

Réf. : 14TMCNPT . . . E

Forme C — HSS-E (Co5%)

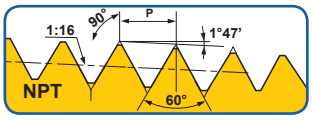

NPT - - - -	Ø Inch	Nb Filets/Pouce TPI	L1 mm	L2 mm	Ø1 mm	⌀ mm
116	1/16	x 27	90	20	6.0	4.9
18	**1/8**	**x 27**	**90**	**20**	**7**	**5.5**
14	1/4	x 18	100	22	11	9
38	3/8	x 18	100	22	12	9
12	1/2	x 14	125	28	16	12
34	3/4	x 14	140	28	20	16
1	1"	x 11.5	160	38	25	20

Forme C

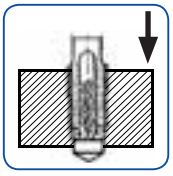

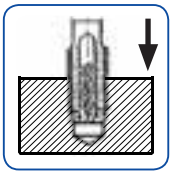

Application HSS-E
Utilisation générale
Matériaux faciles à usiner à 1100 N/mm²
Aciers non alliés ou faiblement alliés
Pour trous débouchants, trous borgnes

Application HSS-E
General use
Non abrasive material up to 1100 N/mm²
Unalloyed and low alloyed steel
For through holes, blind holes

Anwendung HSS-E
Für allgemeinen Einsatz
Gut zerspanbare Werkstoffe bis 1100 N/mm²
Unlegierte und niedriglegierte Stähle
Für Durchgangslöcher, Sacklöcher

Applicazione HSS-E
Uso generale
Materiali con buona truciodibilità
fino a 1100 N/mm²
Acciai non legati e poco legati
Per fori passanti, fori ciechi

Aplicación HSS-E
Para uso general
Materiales de buena mecanización
hasta 1100 N/mm²
Aceros no aleados y de baja aleación
Para agujeros pasantes, agujeros ciegos

Aplicações HSS-E
Para uso geral
Materiais de mecanização buena
até 1100 N/mm²
Aços não aleados y de baja aleación
Para furos passantes, furos cegos

- Comment commander.
- How to order.
- Wie bestellen.
- Come ordinare
- Como ordenar
- Como encomendar

Ex : commande
Taraud machine
filetage Américain pour tube NPT
NPT 1/8" x 27 HSS-E
Réf : 14TMCNPT18E

Web : http://www.sermaoutillage.eu - **Email** : serma@sermaoutillage.eu - **Tél.** : 00 33 (0)3 27.30.12.31 - **Fax** : 00 33 (0)3 27.30.17.13



Rd

DIN 374 Forme C HSS-E (Co5%) Tol. 7H

TARIF page 13

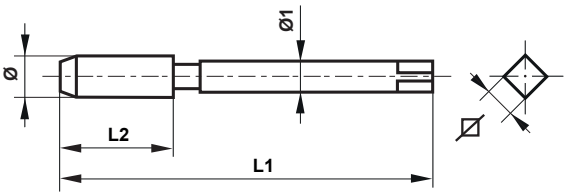

Tarauds machine rond DIN 405.
Machine taps knuckle thread DIN 405.
Maschinengewindebohrer rundgewinde DIN 405.

Maschi a macchina rotunda DIN 405.
Macho máquina rosca redonda DIN 405.
Machos máquina rosca redonda DIN 405.

Réf. : 45TMDCRD . . . E

DIN 374 Forme C HSS-E (Co5%) Tol. 7H

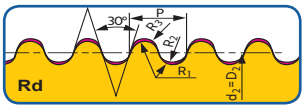

Rd ---- Ø mm	Nb Filets/Pouce TPI	L1 mm	L2 mm	Ø1 mm	Ø mm
8	8 x 10	90	26	6	4.9
9	9 x 10	90	26	7	5.5
10	10 x 10	100	28	7	5.5
11	11 x 10	100	28	8	6.2
12	12 x 10	110	28	9	7
14	14 x 8	110	32	11	9
16	16 x 8	110	32	12	9
18	18 x 8	125	32	14	11
20	20 x 8	140	32	16	12
22	**22 x 8**	**140**	**32**	**18**	**14.5**
24	24 x 8	160	34	18	14.5
26	26 x 8	160	36	20	16
28	28 x 8	160	36	20	16
30	30 x 8	180	36	22	18
32	32 x 8	180	36	25	20
34	34 x 8	200	36	28	22
36	36 x 8	200	36	28	22
38	38 x 8	200	38	28	22
40	40 x 6	200	50	32	24
42	42 x 6	200	50	32	24
44	44 x 6	200	50	36	29

Forme C

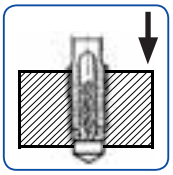

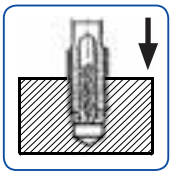

Application HSS-E
Utilisation générale
Matériaux faciles à usiner 1100 N/mm²
Aciers non alliés ou faiblement alliés
Pour trous débouchants, trous borgnes

Application HSS-E
General use
Non abrasive material up to 1100 N/mm²
Unalloyed and low alloyed steel
For through holes, blind holes

Anwendung HSS-E
Für allgemeinen Einsatz
Gut zerspanbare W e bis 1100 N/mm²
Unlegierte und niedriglegierte Stähle
Für Durchgangslöcher, Sacklöcher

Applicazione HSS-E
Uso generale
Materiali con buona truciodibilità
a 1100 N/mm²
Acciaio non legati e scarsamente legati
Per fori passanti, fori ciechi

Aplicações HSS-E
Para uso geral
materias de bom usinar até 1100 N/mm²
Aço não ligado e aço fracamente
Para furos passantes, furos cegos

Aplicación HSS-E
Para uso general
Materiales de buena mecanización
hasta 1100 N/mm²
Aceros no aleados y de baja aleación
Para agujeros pasantes, agujeros ciegos

Comment commander.
How to order.
Wie bestellen.

Come ordinare
Como ordenar
Como encomendar

Ex : commande
Taraud machine (DIN 374/405)
rond Rd
Rd 22 x 8 HSS-E
Réf : 45TMDCRD22E



FG

DIN 374 Forme C HSS-E (Co5%) Tol. medium

TARIF page 13

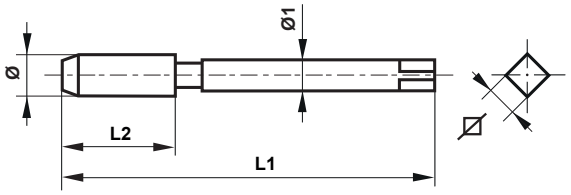

(FG) Filetage Cycle

- Tarauds machine filetage cycle DIN 79012.
- Machine taps cycle thread DIN 79012.
- Maschinengewindebohrer fahrradgewinde DIN 79012.
- Maschi a macchina filettatura per biciclette DIN 79012.
- Macho máquina rosca para bicicletas DIN 79012.
- Machos máquina rosca para bicicletas DIN 79012.

Réf. : 45TMDCFG _ _ E

DIN 374 Forme C
HSS-E (Co5%) Tol. medium

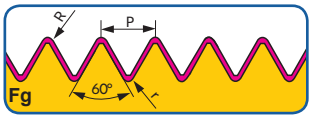

FG ----	Ø mm	Nb Filets/Pouce TPI	L1 mm	L2 mm	Ø1 mm	⌀ mm
2	2	x 56	45	8	2.8	2.1
23	2.3	x 56	45	8	2.8	2.1
26	2.6	x 56	56	8	3.5	2.7
635	6.35	x 26	80	14	7	5.5
79	7.9	x 26	90	16	8	6.2
95	9.5	x 26	90	16	7	5.5
143	14.3	x 20	100	22	11	9
254	25.4	x 24	140	24	18	14.5

Réf. : 45TMDCFG _ _ LHE

DIN 374 Forme C
HSS-E (Co5%) Tol. medium

FG (LH) ----	Ø mm	Nb Filets/Pouce TPI	L1 mm	L mm	Ø1 mm	mm
143	14.3	x 20	100	22	11	9

Application HSS-E
Utilisation générale
Matériaux faciles à usiner à 1100 N/mm²
Aciers non alliés ou faiblement alliés
Pour trous débouchants, trous borgnes

Application HSS-E
General use
Non abrasive material up to 1100 N/mm²
Unalloyed and low alloyed steel
For through holes, blind holes

Anwendung HSS-E
Für allgemeinen Einsatz
Gut zerspanbare Werkstoffe bis 1100 N/mm²
Unlegierte und niedriglegierte Stähle
Für Durchgangslöcher, Sacklöcher

Applicazione HSS-E
Uso generale
Materiali con buona truciodibilità
fino a 1100 N/mm²
Acciai non legati e poco legati
Per fori passanti, fori ciechi

Aplicación HSS-E
Para uso general
Materiales de buena mecanización
hasta 1100 N/mm²
Aceros no aleados y de baja aleación
Para agujeros pasantes, agujeros ciegos

Aplicações HSS-E
Para uso geral
Materiais de mecanização buena
até 1100 N/mm²
Aços não aleados y de baja aleación
Para furos passantes, furos cegos

- Comment commander.
- How to order.
- Wie bestellen.
- Come ordinare
- Como ordenar
- Como encomendar

Ex : commande
Taraud machine (DIN 374/79012)
filetage cycle FG
FG 6.35 x 26 HSS-E
Réf : 45TMDCFG635E

Ex : commande
Taraud machine (DIN 374/79012)
filetage cycle à gauche (LH)
FG 14.3 x 20-LH HSS-E
Réf : 45TMDCFG143LHE

Web : http://www.sermaoutillage.eu - **Email** : serma@sermaoutillage.eu - **Tél.** : 00 33 (0)3 27.30.12.31 - **Fax** : 00 33 (0)3 27.30.17.13



BSC

DIN 374 Forme C HSS-E (Co5%) Tol. medium

TARIF page 13

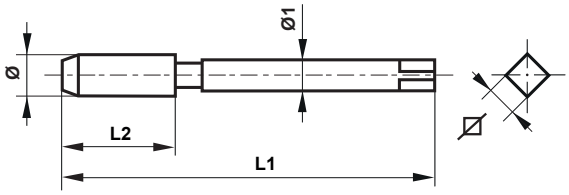

(BSC) British Standard Cycle

Tarauds machine filetage anglais de cycle BS 811.
Machine taps cycle thread BS 811.
Maschinengewindebohrer britisches fahrradgewinde BS 811.
Maschi a macchina filettatura inglese per biciclette BS 811.
Macho máquina rosca inglesa para bicicletas BS 811
Machos máquina rosca inglesa para bicicletas BS 811.

Réf. : 45TMDCBSC _ _ E

DIN 374
HSS-E (Co5%)

Forme C
Tol. medium

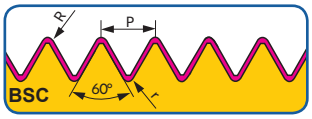

BSC ----	Ø Inch	Nb Filets/Pouce TPI	L1 mm	L2 mm	Ø1 mm	⌀ mm
14	1/4	x 26	80	14	7	5.5
516	5/16	x 26	90	16	8	6.2
38	3/8	x 26	90	16	7	5.5
916	9/16	x 20	100	22	11	9
1	1"	x 24	140	24	18	14.5



Réf. : 45TMDCBSC _ _ LHE

DIN 374 Forme C
HSS-E (Co5%) Tol. medium

BSC (LH) ----	Ø Inch	Nb Filets/Pouce TPI	L1 mm	L2 mm	Ø1 mm	mm
916LH	9/16	x 20	100	22	11	9

Application HSS-E
Utilisation générale
Matériaux faciles à usiner à 1100 N/mm²
Aciers non alliés ou faiblement alliés
Pour trous débouchants, trous borgnes

Application HSS-E
General use
Non abrasive material up to 1100 N/mm²
Unalloyed and low alloyed steel
For through holes, blind holes

Anwendung HSS-E
Für allgemeinen Einsatz
Gut zerspanbare Werkstoffe bis 1100 N/mm²
Unlegierte und niedriglegierte Stähle
Für Durchgangslöcher, Sacklöcher

Applicazione HSS-E
Uso generale
Materiali con buona truciodibilità
fino a 1100 N/mm²
Acciai non legati e poco legati
Per fori passanti, fori ciechi

Aplicación HSS-E
Para uso general
Materiales de buena mecanización
hasta 1100 N/mm²
Aceros no aleados y de baja aleación
Para agujeros pasantes, agujeros ciegos

Aplicações HSS-E
Para uso geral
Materiais de mecanização buena
até 1100 N/mm²
Aços não aleados y de baja aleación
Para furos passantes, furos cegos

Comment commander.
How to order.
Wie bestellen.
Come ordinare
Como ordenar
Como encomendar

Ex : commande
Taraud machine (DIN 374/BS811)
filetage Anglais cycle BSC
BSC 5/16 x 26 HSS-E
Réf : 45TMDCBSC516E

Ex : commande
Taraud machine (DIN 374/BS811)
filetage Anglais cycle à gauche
BSC 9/16 x 20 LH HSS-E
Réf : 45TMDCBSC916LHE



Vg

DIN 374 Forme C HSS-E (Co5%) Tol. medium

TARIF page 13

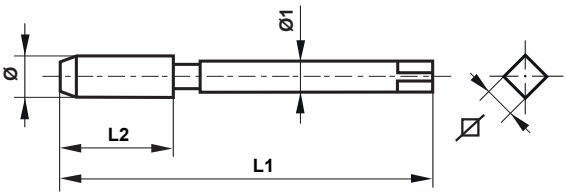

Tarauds machine filetage de valve DIN 7756.
Machine taps valve thread DIN 7756.
Maschinengewindebohrer ventilgewinde DIN 7756.
Maschi a macchina filettatura per valvole DIN 7756.
Macho máquina rosca para valvulas DIN 7756.
Machos máquina rosca para válvulas DIN 7756.

Réf. : 45TMDCVG _ _ E

DIN 374 Forme C HSS-E (Co5%) Tol. medium

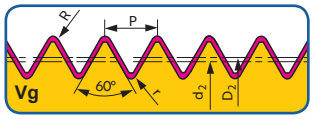

VG ----	Ø mm	Pas / Pitch mm	L1 mm	L2 mm	Ø1 mm	⊡ mm
5	5	x 36	70	12	6	4.9
52	5.2	x 24	80	17	6	4.9
6	6	x 32	80	14	7	5.5
8	8	x 32	80	16	8	6.2
10	**10**	**x 28**	**90**	**18**	**8**	**6.2**
12	12	x 26	100	22	9	7

Forme C

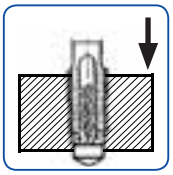

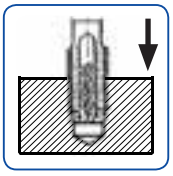

Application HSS-E

Utilisation générale
Matériaux faciles à usiner à 1100 N/mm²
Aciers non alliés ou faiblement alliés
Pour trous débouchants, trous borgnes

Application HSS-E

General use
Non abrasive material up to 1100 N/mm²
Unalloyed and low alloyed steel
For through holes, blind holes

Anwendung HSS-E

Für allgemeinen Einsatz
Gut zerspanbare Werkstoffe bis 1100 N/mm²
Unlegierte und niedriglegierte Stähle
Für Durchgangslöcher, Sacklöcher

Applicazione HSS-E

Uso generale
Materiali con buona truciodibilità
fino a 1100 N/mm²
Acciai non legati e poco legati
Per fori passanti, fori ciechi

Aplicación HSS-E

Para uso general
Materiales de buena mecanización
hasta 1100 N/mm²
Aceros no aleados y de baja aleación
Para agujeros pasantes, agujeros ciegos

Aplicações HSS-E

Para uso geral
Materiais de mecanização buena
até 1100 N/mm²
Aços não aleados y de baja aleación
Para furos passantes, furos cegos

Comment commander.
How to order.
Wie bestellen.
Come ordinare
Como ordenar
Como encomendar

Ex : commande

Taraud machine DIN 374 / 7756
filetage pour valve Vg
Vg 10 x 28 HSS-E
Réf : 45TMDCVG10E

Web : http://www.sermaoutillage.eu - **Email** : serma@sermaoutillage.eu - **Tél.** : 00 33 (0)3 27.30.12.31 - **Fax** : 00 33 (0)3 27.30.17.13



M (LH)

DIN 371/376 Forme C HSS-E (Co5%) Tol. ISO2/6H

TARIF page 14

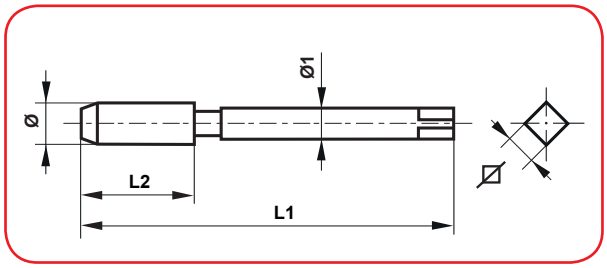

Tarauds machine, coupe à gauche filetage métrique ISO DIN 13.
Machine taps, left hand metric ISO-thread DIN 13.
Maschinengewindebohrer, linksgewinde metrisches ISO-Gewinde DIN 13.
Maschi a macchina, filetto sinistro filettatura metrica ISO DIN 13.
Macho máquina, izuierdas métrica ISO-rosca DIN 13.
Machos máquina, rosca esquerda métrica ISO DIN 13.

Réf. : 40TMDCM _ _ _ LHE

DIN 371 Forme C HSS-E (Co5%) Tol. ISO2/6H

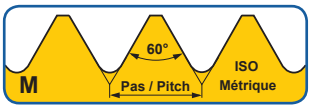

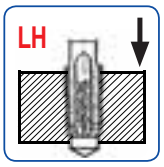

Forme C

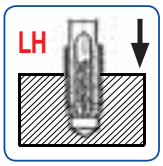

M ----	ø mm	Pas / Pitch mm	L1 mm	L2 mm	Ø1 mm	⊡ mm
3	3	x 0.50	56	11	3.5	2.7
4	4	x 0.70	63	13	4.5	3.4
5	5	x 0.80	70	16	6	4.9
6	6	x 1.00	80	19	6	4.9
8	**8**	**x 1.25**	**90**	**22**	**8**	**6.2**
10	10	x 1.50	100	24	10	8

Ex : commande
Taraud machine DIN 371
filetage métrique à gauche
M 8 x 1.25 LH HSS-E
Réf : 40TMDCM8LHE

Application HSS-E
Utilisation générale
Matériaux faciles à usiner 1100 N/mm²
Aciers non alliés ou faiblement alliés
Pour trous débouchants, trous borgnes

Application HSS-E
General use
Non abrasive material up to 1100 N/mm²
Unalloyed and low alloyed steel
For through holes, blind holes

Réf. : 50TMDCM _ _ _ LHE

DIN 376 Forme C HSS-E (Co5%) Tol. ISO2/6H

M ----	ø mm	Pas / Pitch mm	L1 mm	L2 mm	Ø1 mm	⊡ mm
12	12	x 1.75	110	29	9	7
14	**14**	**x 2.00**	**110**	**30**	**11**	**9**
16	16	x 2.00	110	32	12	9
18	18	x 2.50	125	34	14	11
20	20	x 2.50	140	34	16	12
22	22	x 2.50	140	34	18	14.5
24	24	x 3.00	160	38	18	14.5

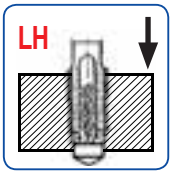

Forme C

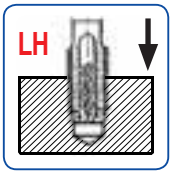

Anwendung HSS-E
Für allgemeinen Einsatz
Gut zerspanbare Werkstoffe bis 1100 N/mm²
Unlegierte und niedriglegierte Stähle
Für Durchgangslöcher, Sacklöcher

Applicazione HSS-E
Uso generale
Materiali con buona truciodibilità
fino a 1100 N/mm²
Acciaio non legati e scarsamente legati
Per fori passanti, fori ciechi

Aplicación HSS-E
Para uso general
Materiales de buena mecanización
hasta 1100 N/mm²
Aceros no aleados y de baja aleación
Para agujeros pasantes, agujeros ciegos

Aplicações HSS-E
Para uso geral
materias de bom usinar até 1100 N/mm²
Aço não ligado e aço fracamente
Para furos passantes, furos cegos

Comment commander.
How to order.
Wie bestellen.
Come ordinare
Como ordenar
Como encomendar

Ex : commande
Taraud machine DIN 376
filetage métrique à gauche LH
M 14 x 2.00 LH HSS-E
Réf : 50TMDCM14LHE



M (LH)

DIN 371/376 Forme B HSS-E (Co5%) Tol. ISO2/6H

TARIF page 14

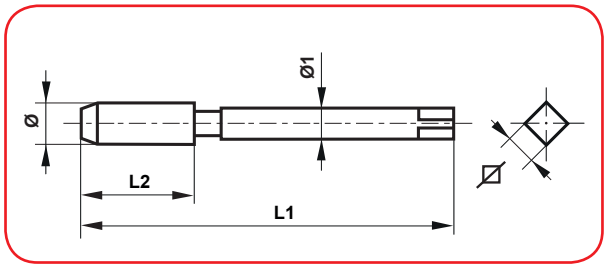

Tarauds machine, coupe à gauche filetage métrique ISO DIN 13.
Machine taps, left hand metric ISO-thread DIN 13.
Maschinengewindebohrer, linksgewinde metrisches ISO-Gewinde DIN 13.
Maschi a macchina, filetto sinistro filettatura metrica ISO DIN 13.
Macho máquina, izuierdas métrica ISO-rosca DIN 13.
Machos máquina, rosca esquerda métrica ISO DIN 13.

Réf. : 40TMDBM _ _ _ LHE

DIN 371 Forme B HSS-E (Co5%) Tol. ISO2/6H

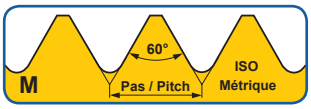

M	Ø mm	Pas	L1 mm	L2 mm	Ø1 mm	⊡ mm
3	3	x 0.50	56	11	3.5	2.7
4	4	x 0.70	63	13	4.5	3.4
5	5	x 0.80	70	16	6	4.9
6	6	x 1.00	80	19	6	4.9
7	7	x 1.00	80	19	7	5.5
8	**8**	**x 1.25**	**90**	**22**	**8**	**6.2**
10	10	x 1.50	100	24	10	8



Forme B entrée GUN

Ex : commande

Taraud machine DIN 371 filetage métrique à gauche

M 8 x 1.25 LH HSS-E

Réf : 40TMDBM8LHE

Application HSS-E
Utilisation générale
Matériaux faciles à usiner 1100 N/mm²
Aciers non alliés ou faiblement alliés
Pour trous débouchants

Application HSS-E
General use
Non abrasive material up to 1100 N/mm²
Unalloyed and low alloyed steel
For through holes

Réf. : 50TMDBM _ _ _ LHE

DIN 376 Forme B HSS-E (Co5%) Tol. ISO2/6H

M	Ø mm	Pas	L1 mm	L2 mm	Ø1 mm	⊡ mm
3	3	x 0.50	56	6	2.2	—
4	4	x 0.70	63	7	2.8	2.1
5	5	x 0.80	70	8	3.5	2.7
6	6	x 1.00	80	10	4.5	3.4
8	8	x 1.25	90	14	6	4.9
10	**10**	**x 1.50**	**100**	**16**	**7**	**5.5**
12	12	x 1.75	110	18	9	7
14	14	x 2.00	110	20	11	9
16	16	x 2.00	110	22	12	9
18	18	x 2.50	125	25	14	11
20	20	x 2.50	140	25	16	12
22	22	x 2.50	140	27	18	14.5
24	24	x 3.00	160	30	18	14.5
27	27	x 3.00	160	30	20	16
30	30	x 3.50	180	35	22	18
33	33	x 3.50	180	35	25	20
36	36	x 4.00	200	40	28	22
39	39	x 4.00	200	40	32	24
42	42	x 4.50	200	45	32	24
45	45	x 4.50	220	45	36	29
48	48	x 5.00	250	50	36	29
52	52	x 5.00	250	50	40	32



Forme B entrée GUN

Ex : commande

Taraud machine DIN 376 filetage métrique à gauche

M 10 x 1.50 LH HSS-E

Réf : 50TMDBM10LHE

Anwendung HSS-E
Für allgemeinen Einsatz
Gut zerspanbare Werkstoffe bis 1100 N/mm²
Unlegierte und niedriglegierte Stähle
Für Durchgangslöcher

Applicazione HSS-E
Uso generale
Materiali con buona truciodibilità
fino a 1100 N/mm²
Acciaio non legati e scarsamente legati
Per fori passanti

Aplicación HSS-E
Para uso general
Materiales de buena mecanización
hasta 1100 N/mm²
Aceros no aleados y de baja aleación
Para agujeros pasantes

Aplicações HSS-E
Para uso geral
materias de bom usinar até 1100 N/mm²
Aço não ligado e aço fracamente
Para furos passantes



M (LH)

DIN 371/376 Forme C H / 35° HSS-E (Co5%) Tol. ISO2/6H

TARIF page 14

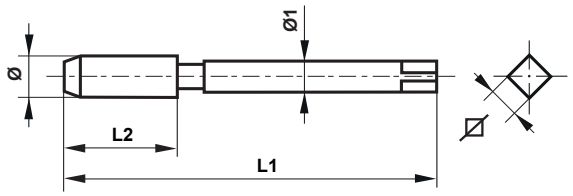

Tarauds machine, coupe à gauche filetage métrique ISO DIN 13.
Machine taps, left hand metric ISO-thread DIN 13.
Maschinengewindebohrer, linksgewinde metrisches ISO-Gewinde DIN 13.
Maschi a macchina, filetto sinistro filettatura metrica ISO DIN 13.
Macho máquina, izuierdas métrica ISO-rosca DIN 13.
Machos máquina, rosca esquerda métrica ISO DIN 13.

Réf. : 40TMDCHXM _ _ _ LHE

DIN 371 Forme C H / 35° (HX) HSS-E (Co5%) Tol. ISO2/6H

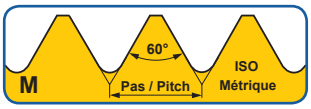

M	Ø mm	Pas	L1 mm	L2 mm	Ø1 mm	⌀ mm
3	3	x 0.50	56	6	3.5	2.7
4	4	x 0.70	63	7	4.5	3.4
5	5	x 0.80	70	8	6	4.9
6	6	x 1.00	80	10	6	4.9
8	8	x 1.25	90	14	8	6.2
10	10	x 1.50	100	16	10	8

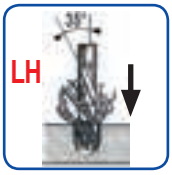

Forme C
Hélice 35°
(HX)

Ex : commande
Taraud machine à gauche DIN 371
Hélice 35° filetage métrique LH
M 10 x 1.50 LH HSS-E
Réf : 40TMDCHXM10LHE

Application HSS-E
Utilisation générale
Matériaux faciles à usiner 1100 N/mm²
Aciers non alliés ou faiblement alliés
Pour trous débouchants

Application HSS-E
General use
Non abrasive material up to 1100 N/mm²
Unalloyed and low alloyed steel
For through holes

Réf. : 50TMDCHXM _ _ _ LHE

DIN 376 Forme C H / 35° (HX) HSS-E (Co5%) Tol. ISO2/6H

M	Ø mm	Pas	L1 mm	L2 mm	Ø1 mm	⌀ mm
3	3	x 0.50	56	6	2.2	—
4	4	x 0.70	63	7	2.8	2.1
5	5	x 0.80	70	8	3.5	2.7
6	6	x 1.00	80	10	4.5	3.4
8	8	x 1.25	90	14	6	4.9
10	10	x 1.50	100	16	7	5.5
12	12	x 1.75	110	18	9	7
14	14	x 2.00	110	20	11	9
16	16	x 2.00	110	22	12	9
18	18	x 2.50	125	25	14	11
20	20	x 2.50	140	25	16	12
22	22	x 2.50	140	27	18	14.5
24	24	x 3.00	160	30	18	14.5
27	27	x 3.00	160	30	20	16
30	30	x 3.50	180	35	22	18
33	33	x 3.50	180	35	25	20
36	36	x 4.00	200	40	28	22
39	39	x 4.00	200	40	32	24
42	42	x 4.50	200	45	32	24
45	45	x 4.50	220	45	36	29
48	48	x 5.00	250	50	36	29
52	52	x 5.00	250	50	40	32

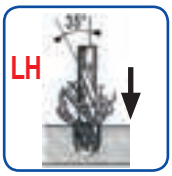

Forme C
Hélice 35°
(HX)

Ex : commande
Taraud machine à gauche DIN 376
Hélice 35° filetage métrique LH
M 10 x 1.50 LH HSS-E
Réf : 50TMDCHXM10LHE

Anwendung HSS-E
Für allgemeinen Einsatz
Gut zerspanbare Werkstoffe bis 1100 N/mm²
Unlegierte und niedriglegierte Stähle
Für Durchgangslöcher

Applicazione HSS-E
Uso generale
Materiali con buona truciodibilità
fino a 1100 N/mm²
Acciaio non legati e scarsamente legati
Per fori passanti

Aplicación HSS-E
Para uso general
Materiales de buena mecanización
hasta 1100 N/mm²
Aceros no aleados y de baja aleación
Para agujeros pasantes

Aplicações HSS-E
Para uso geral
materias de bom usinar até 1100 N/mm²
Aço não ligado e aço fracamente
Para furos passantes



MF (LH)

DIN 374 Forme B HSS-E (Co5%) Tol. ISO2/6H

TARIF page 14

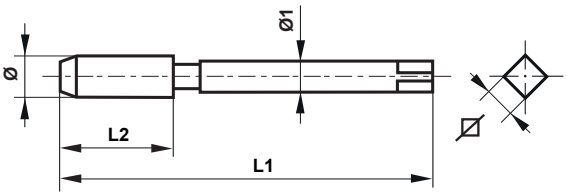

Tarauds Machine, coupe à gauche filetage métrique pas fin ISO DIN 13.
Machine Taps, Left Hand metric-fine ISO-thread DIN 13.
Maschinengewindebohrer, Linksgewinde metrisches ISO-Feingewinde DIN 13.
Maschi a macchina, filetto sinistro filettatura metrica fine ISO DIN 13.
Macho Máquina, izquierdas métrica fina ISO-rosca DIN 13.
Machos máquina, rosca esquerda métrica fina ISO DIN 13.

Réf. : 45TMDBMF_ _ _ LHE

DIN 374 Forme B HSS-E (Co5%) Tol. ISO2/6H

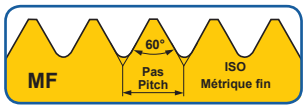

MF	Ø mm	Pas	L1 mm	L2 mm	Ø1 mm	⌀ mm
3035	3	x 0.35	56	9	2.2	-
4035	4	x 0.35	63	10	2.8	2.1
4050	4	x 0.50	63	10	2.8	2.1
5050	5	x 0.50	70	12	3.5	2.7
5075	5	x 0.75	70	12	3.5	2.7
6050	6	x 0.50	80	14	4.5	3.4
6075	6	x 0.75	80	14	4.5	3.4
7075	7	x 0.75	80	14	5.5	4.3
8050	8	x 0.50	80	19	6	4.9
8075	8	x 0.75	80	19	6	4.9
8100	8	x 1.00	90	22	6	4.9
9075	9	x 0.75	80	19	7	5.5
91001	9	x 1.00	90	22	7	5.5
91002	9	x 1.00	90	20	7	5.5
10125	10	x 1.25	100	24	7	5.5
11100	11	x 1.00	90	20	8	6.2
111251	11	x 1.25	90	22	8	6.2
111252	11	x 1.25	100	22	9	7
12100	12	x 1.00	100	22	9	7
12125	12	x 1.25	100	22	9	7
12150	12	x 1.50	100	22	9	7
13100	13	x 1.00	100	22	11	9
13150	13	x 1.50	100	22	11	9
14075	14	x 0.75	100	22	11	9
14100	14	x 1.00	100	22	11	9
14125	**14**	**x 1.25**	**100**	**22**	**11**	**9**
14150	14	x 1.50	100	22	11	9
15100	15	x 1.00	100	22	12	9
15150	15	x 1.50	100	22	12	9

→ Suite p169

Forme B
entrée GUN



Application HSS-E
Utilisation générale
Matériaux faciles à usiner 1100 N/mm²
Aciers non alliés ou faiblement alliés
Pour trous débouchants

Application HSS-E
General use
Non abrasive material up to 1100 N/mm²
Unalloyed and low alloyed steel
For through holes

Anwendung HSS-E
Für allgemeinen Einsatz
Gut zerspanbare Werkstoffe bis 1100 N/mm²
Unlegierte und niedriglegierte Stähle
Für Durchgangslöcher

Applicazione HSS-E
Uso generale
Materiali con buona truciodibilità
fino a 1100 N/mm²
Acciaio non legati e scarsamente legati
Per fori passanti

Aplicações HSS-E
Para uso geral
materias de bom usinar até 1100 N/mm²
Aço não ligado e aço fracamente
Para furos passantes

Aplicación HSS-E
Para uso general
Materiales de buena mecanización
hasta 1100 N/mm²
Aceros no aleados y de baja aleación
Para agujeros pasantes

Comment commander.
How to order.
Wie bestellen.
Come ordinare
Como ordenar
Como encomendar

Ex : commande

Taraud machine à gauche DIN 374
filetage métrique pas fin MF
MF 14 x 1.25 LH HSS-E
Réf : 45TMDBMF14125LHE

Web : http://www.sermaoutillage.eu - **Email** : serma@sermaoutillage.eu - **Tél.** : 00 33 (0)3 27.30.12.31 - **Fax** : 00 33 (0)3 27.30.17.13



SERMA Fournitures Industrielles

→ Suite de p168

Réf. : 45TMDBMF_ _ _ LHE

DIN 374 Forme B HSS-E (Co5%) Tol. ISO2/6H

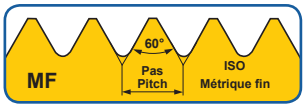

MF	Ø mm Pas	L1 mm	L2 mm	Ø1 mm	⌀ mm
16100	16 x 1.00	100	22	12	9
16125	16 x 1.250	100	22	12	9
16150	16 x 1.50	100	22	12	9
18100	18 x 1.00	110	25	14	11
18125	18 x 1.25	110	25	14	11
18150	18 x 1.50	110	25	14	11
18200	18 x 2.00	125	34	14	11
20100	20 x 1.00	125	25	16	12
20125	20 x 1.25	125	25	16	12
20150	20 x 1.50	125	25	16	12
20200	20 x 2.00	140	34	16	12
21150	21 x 1.50	125	25	16	12
22100	22 x 1.00	125	25	18	14.5
22125	22 x 1.25	125	25	18	14.5
22150	22 x 1.50	125	25	18	14.5
22200	22 x 2.00	140	34	18	14.5
23150	23 x 1.50	125	25	18	14.5
24100	24 x 1.00	140	28	18	14.5
24125	24 x 1.25	140	28	18	14.5
24150	24 x 1.50	140	28	18	14.5
24200	24 x 2.00	140	28	18	14.5
25100	25 x 1.00	140	28	18	14.5
25150	25 x 1.50	140	28	18	14.5
26100	26 x 1.00	140	28	18	14.5
26150	26 x 1.50	140	28	18	14.5
26200	**26 x 2.00**	**140**	**28**	**18**	**14.5**
27100	27 x 1.00	140	28	20	16
27150	27 x 1.50	140	28	20	16
27200	27 x 2.00	140	28	20	16
28100	28 x 1.00	140	28	20	16
28150	28 x 1.50	140	28	20	16
28200	28 x 2.00	140	28	20	16
29150	29 x 1.50	150	28	22	18
30100	30 x 1.00	150	28	22	18
30150	30 x 1.50	150	28	22	18
30200	30 x 2.00	150	28	22	18
30250	30 x 2.50	180	45	22	18
30300	30 x 3.00	180	45	22	18

MF	Ø mm Pas	L1 mm	L2 mm	S1 mm	S2 mm
32150	32 x 1.50	150	28	22	18
32200	32 x 2.00	150	28	22	18
32300	32 x 3.00	180	50	22	18
33150	33 x 1.50	160	30	25	20
33200	33 x 2.00	160	30	25	20
33300	33 x 3.00	180	50	25	20
34150	34 x 1.50	170	30	28	22
34200	34 x 2.00	170	30	28	22
35150	35 x 1.50	170	30	28	22
36150	36 x 1.50	170	30	28	22
36200	36 x 2.00	170	30	28	22
36300	36 x 3.00	200	56	28	22
38150	38 x 1.50	170	30	28	22
39150	39 x 1.50	170	30	32	24
39200	39 x 2.00	170	30	32	24
39300	39 x 3.00	200	60	32	24
40150	40 x 1.50	170	30	32	24
40200	40 x 2.00	170	30	32	24
40300	40 x 3.00	200	60	32	24
42150	42 x 1.50	170	30	32	24
42200	42 x 2.00	170	30	32	24
42300	42 x 3.00	200	60	32	24
45150	45 x 1.50	180	32	36	29
45200	45 x 2.00	180	32	36	29
45300	45 x 3.00	200	50	36	29
48150	48 x 1.50	190	32	36	29
48200	48 x 2.00	190	32	36	29
48300	48 x 3.00	225	50	36	29
50150	50 x 1.50	190	32	36	29
50200	50 x 2.00	190	32	36	29
50300	50 x 3.00	225	50	36	29
52150	52 x 1.50	190	32	40	32
52200	52 x 2.00	190	32	40	32
52300	52 x 3.00	225	50	40	32



Forme B
entrée GUN

Ex : commande

Taraud machine à gauche DIN 374
filetage métrique pas fin MF
MF 26 x 2.00 LH HSS-E
Réf : 45TMDBMF26200LHE

Comment commander.
How to order.
Wie bestellen.
Come ordinare
Como ordenar
Como encomendar



MF (LH)

DIN 374 Forme C H / 35° HSS-E (Co5%) Tol. ISO2/6H

TARIF page 14

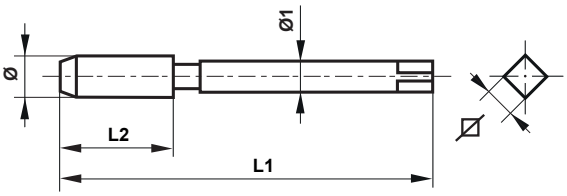

Tarauds Machine, coupe à gauche filetage métrique pas fin ISO DIN 13.
Machine Taps, Left Hand metric-fine ISO-thread DIN 13.
Maschinengewindebohrer, Linksgewinde metrisches ISO-Feingewinde DIN 13.

Maschi a macchina, filetto sinistro filettatura metrica fine ISO DIN 13.
Macho Máquina, izquierdas métrica fina ISO-rosca DIN 13
Machos máquina, rosca esquerda métrica fina ISO DIN 13

Réf. : 45TMDCHXMF_ _ _LHE

DIN 374 Forme C H / 35° HSS-E (Co5%) Tol. ISO2/6H (HX)

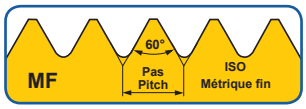

MF	Ø mm	Pas	L1 mm	L2 mm	Ø1 mm	⌀ mm
3035	3	x 0.35	56	5	2.2	-
4035	4	x 0.35	63	5	2.8	2.1
4050	4	x 0.50	63	5	2.8	2.1
5050	5	x 0.50	70	5	3.5	2.7
5075	5	x 0.75	70	8	3.5	2.7
6050	6	x 0.50	80	5	4.5	3.4
6075	6	x 0.75	80	8	4.5	3.4
7075	7	x 0.75	80	8	5.5	4.3
8050	8	x 0.50	80	8	6	4.9
8075	8	x 0.75	80	8	6	4.9
8100	8	x 1.00	90	10	6	4.9
9075	9	x 0.75	80	10	7	5.5
9100	9	x 1.00	90	10	7	5.5
10075	10	x 0.75	90	10	7	5.5
10100	10	x 1.00	90	10	7	5.5
10125	10	x 1.25	100	16	7	5.5
11100	11	x 1.00	90	11	8	6.2
11125	11	x 1.25	90	14	8	6.2
12075	12	x 0.75	100	10	9	7
12100	12	x 1.00	100	11	9	7
12125	12	x 1.25	100	15	9	7
12150	12	x 1.50	100	15	9	7
13100	13	x 1.00	100	11	11	9
13150	13	x 1.50	100	15	11	9
14075	14	x 0.75	100	10	11	9
14100	14	x 1.00	100	11	11	9
14125	**14**	**x 1.25**	**100**	**15**	**11**	**9**
14150	14	x 1.50	100	15	11	9
15100	15	x 1.00	100	12	12	9
15150	15	x 1.50	100	15	12	9

→ Suite p171

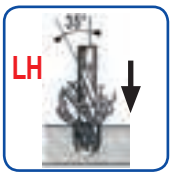

Forme C
Hélice 35°
(HX) - (LH)

Application HSS-E
Utilisation générale
Matériaux faciles à usiner 1100 N/mm²
Aciers non alliés ou faiblement alliés
Pour trous borgnes

Application HSS-E
General use
Non abrasive material up to 1100 N/mm²
Unalloyed and low alloyed steel
For blind holes

Anwendung HSS-E
Für allgemeinen Einsatz
Gut zerspanbare Werkstoffe bis 1100 N/mm²
Unlegierte und niedriglegierte Stähle
Für Sacklöcher

Applicazione HSS-E
Uso generale
Materiali con buona truciodibilità
fino a 1100 N/mm²
Acciai non legati e poco legati
Per fori ciechi

Aplicações HSS-E
Para uso geral
Materiais de mecanização buena
até 1100 N/mm²
Aços não aleados y de baja aleación
Para furos cegos

Aplicación HSS-E
Para uso general
Materiales de buena mecanización
hasta 1100 N/mm²
Aceros no aleados y de baja aleación
Para agujeros ciegos

Ex : commande

Taraud machine à gauche H/35° DIN 374
filetage métrique pas fin MF
MF 14 x 1.25 LH HSS-E
Réf : 45TMDCHXMF14125LHE

Comment commander.
How to order.
Wie bestellen.

Come ordinare
Como ordenar
Como encomendar

Web : http://www.sermaoutillage.eu - **Email** : serma@sermaoutillage.eu - **Tél.** : 00 33 (0)3 27.30.12.31 - **Fax** : 00 33 (0)3 27.30.17.13



→ Suite de p170

Réf. : 45TMDCHXMF_ _ _LHE

DIN 374 Forme C H / 35° HSS-E (Co5%) Tol. ISO2/6H (HX)

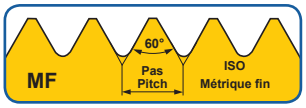

MF	Ø mm Pas	L1 mm	L2 mm	Ø1 mm	⌀ mm
16100	16 x 1.00	100	12	12	9
16125	16 x 1.25	100	15	12	9
16150	16 x 1.50	100	15	12	9
18100	18 x 1.00	110	13	14	11
18125	18 x 1.25	110	15	14	11
18150	18 x 1.50	110	17	14	11
18200	18 x 2.00	125	20	14	11
20100	20 x 1.00	125	14	16	12
20125	20 x 1.25	125	17	16	12
20150	20 x 1.50	125	17	16	12
20200	20 x 2.00	140	20	16	12
21150	21 x 1.50	125	17	16	12
22100	22 x 1.00	125	14	18	14.5
22125	22 x 1.25	125	17	18	14.5
22150	22 x 1.50	125	17	18	14.5
22200	22 x 2.00	140	20	18	14.5
23150	23 x 1.50	125	17	18	14.5
24100	24 x 1.00	140	15	18	14.5
24125	24 x 1.25	140	17	18	14.5
24150	24 x 1.50	140	20	18	14.5
24200	24 x 2.00	140	20	18	14.5
25100	25 x 1.00	140	15	18	14.5
25150	25 x 1.50	140	20	18	14.5
26100	26 x 1.00	140	15	18	14.5
26150	26 x 1.50	140	20	18	14.5
26200	**26 x 2.00**	**140**	**20**	**18**	**14.5**
27100	27 x 1.00	140	15	20	16
27150	27 x 1.50	140	20	20	16
27200	27 x 2.00	140	20	20	16
28100	28 x 1.00	140	15	20	16
28150	28 x 1.50	140	20	20	16
28200	28 x 2.00	140	20	20	16
29150	29 x 1.50	150	22	22	18
30100	30 x 1.00	150	17	22	18
30150	30 x 1.50	150	22	22	18
30200	30 x 2.00	150	22	22	18
30250	30 x 2.50	180	27	22	18
30300	30 x 3.00	180	30	22	18

MF	Ø mm Pas	L1 mm	L2 mm	S1 mm	S2 mm
32150	32 x 1.50	150	22	22	18
32200	32 x 2.00	150	22	22	18
32300	32 x 3.00	180	30	22	18
33150	33 x 1.50	160	24	25	20
33200	33 x 2.00	160	24	25	20
33300	33 x 3.00	180	30	25	20
34150	34 x 1.50	170	24	28	22
34200	34 x 2.00	170	24	28	22
34200	34 x 2.00	170	24	28	22
34200	34 x 2.00	170	24	28	22
36200	36 x 2.00	170	24	28	22
36300	36 x 3.00	200	30	28	22
38150	38 x 1.50	170	24	28	22
39150	39 x 1.50	170	25	32	24
39200	39 x 2.00	170	25	32	24
39300	39 x 3.00	200	30	32	24
40150	40 x 1.50	170	25	32	24
40200	40 x 2.00	170	25	32	24
40300	40 x 3.00	200	30	32	24
42150	42 x 1.50	170	25	32	24
42200	42 x 2.00	170	25	32	24
42300	42 x 3.00	200	30	32	24
45150	45 x 1.50	180	27	36	29
45150	45 x 1.50	180	27	36	29
45300	45 x 1.50	200	30	36	29
48150	48 x 1.50	190	27	36	29
48200	48 x 2.00	190	27	36	29
48300	48 x 3.00	225	33	36	29
50150	50 x 1.50	190	27	36	29
50200	50 x 2.00	190	27	36	29
50300	50 x 3.00	225	33	36	29
52150	52 x 1.50	190	27	40	32
52200	52 x 2.00	190	27	40	32
52300	52 x 3.00	225	33	40	32

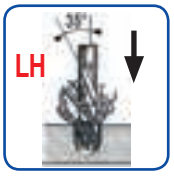

Forme C
Hélice 35°
(HX) - (LH)

Ex : commande

Taraud machine à gauche H/35° DIN 374
filetage métrique pas fin MF
MF 26 x 2.00 LH HSS-E
Réf : 45TMDCHXMF26200LHE

Comment commander.	Come ordinare
How to order.	Como ordenar
Wie bestellen.	Como encomendar



(G) BSP (LH)

DIN 5156 Forme C HSS-E (Co5%)

TARIF page 15

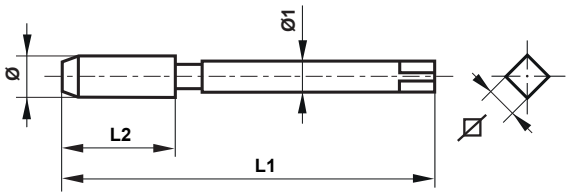

Tarauds machine, coupe à gauche filetage gaz DIN ISO 228.
Machine taps, left hand pipe-thread DIN ISO 228.
Maschinengewindebohrer, linksgewinde rohrgewinde DIN ISO 228.

Maschi a macchina, filetto sinistro filettatura per tubi gas DIN ISO 228.
Macho máquina, izquierdas rosca Gas DIN ISO 228.
Machos máquina, rosca esquerda para tubo DIN ISO 228.

Réf. : 31TMDCBSP _ _ _ LHE

DIN 5156 Forme C HSS-E (Co5%)

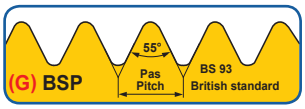

(G) BSP - - - -	Ø Inch	Nb Filets/Pouce TPI	L1 mm	L2 mm	Ø1 mm	⌀ mm
18	1/8	x 28	90	20	7	5.5
14	1/4	x 19	100	22	11	9
38	3/8	x 19	100	22	12	9
12	1/2	x 14	125	25	16	12
58	5/8	x 14	125	25	18	14.5
34	3/4	x 14	140	28	20	16
1	1"	x 11	160	30	25	20

Forme C

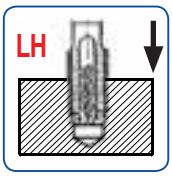

Application HSS-E
Utilisation générale
Matériaux faciles à usiner 1100 N/mm²
Aciers non alliés ou faiblement alliés
Pour trous borgnes

Application HSS-E
General use
Non abrasive material up to 1100 N/mm²
Unalloyed and low alloyed steel
For blind holes

Anwendung HSS-E
Für allgemeinen Einsatz
Gut zerspanbare Werkstoffe bis 1100 N/mm²
Unlegierte und niedriglegierte Stähle
Für Sacklöcher

Applicazione HSS-E
Uso generale
Materiali con buona truciodibilità
fino a 1100 N/mm²
Acciaio non legati e scarsamente legati
Per fori ciechi

Aplicación HSS-E
Para uso general
Materiales de buena mecanización
hasta 1100 N/mm²
Aceros no aleados y de baja aleación
Para agujeros ciegos

Aplicações HSS-E
Para uso geral
materias de bom usinar até 1100 N/mm²
Aço não ligado e aço fracamente
Para furos cegos

Comment commander.
How to order.
Wie bestellen.

Come ordinare
Como ordenar
Como encomendar

Ex : commande
Taraud machine à gauche DIN 5156
filetage G (BSP) LH
G (BSP) 1/4 x19 LH HSS-E
Réf : 31TMDCBSP14LHE

Web : http://www.sermaoutillage.eu - **Email** : serma@sermaoutillage.eu - **Tél.** : 00 33 (0)3 27.30.12.31 - **Fax** : 00 33 (0)3 27.30.17.13

Défauts constatés après utilisation de tarauds réaffutés

Troubleshooting Application problems with reassigned taps



Taraudage trop grand

Problèmes possibles	Solutions
Bavures d'affûtage.	Supprimer les bavures.
Angles de coupe incorrects. Entrée / coupe, dépouille, entrée GUN.	Respecter spécifications techniques de réaffûtage.

Thread produced is too large

Possible causes	Solution
Sharpening burrs.	Remove burrs.
Incorrect cutting angles. Entry / cut, draft, GUN entrance.	Cutting angles to respect technicals specifications of resharpenings.

Taraudage trop serré

Problèmes possibles	Solutions
Reste d'usure après le réaffûtage.	Réaffûter jusqu'à disparition des traces d'usure ou prendre un taraud neuf.
Suite aux réaffûtages le diamétre taraud trop petit.	Au dela limite de réaffutage prendre un taraud neuf.

Thread produced is too small

Possible causes	Solution
Rest wear after regrinding.	Sharpen until no traces of wear or take a new tap.
Following regrinding the tap diameter too small.	Beyond limit resharpening take a new tap.

Mauvais état de surface du taraudage

Problèmes possibles	Solutions
Bavures d'affûtage.	Enlever bavures d'affûtage.
Angles de coupe incorrects. Entrée / coupe, dépouille, entrée GUN.	Respecter spécifications techniques de réaffûtage.
Rugosité de mauvaise qualité de l'état de surface du taraud réaffûté.	Réaffûter jusqu'à disparition des traces d'usure ou prendre un taraud neuf, rerespecter limite d'usure du taraud.
Collage sur les flancs de filets.	Eliminer le collage sur les flancs.

Thread surface not according to requirements

Possible causes	Solution
Burrs Grinding.	Remove grinding burrs.
Incorrect cutting angles. Entry / cut, draft, GUN entrance.	Cutting angles to respect technicals specifications of resharpenings.
Roughness poor quality of the surface condition of the tap reground.	Sharpen until no traces of wear or take a new tap.
Bonding on the thread flanks.	Eliminating adhesion to the sides.

Durée de vie insuffisante

Problèmes possibles	Solutions
Angles de coupe incorrects Entrée / coupe, dépouille, entrée GUN.	Respecter spécifications techniques de réaffûtage.
Dégagement extrême de chaleur du au réaffûtage dureté amoindrie des arrêtes de coupe.	Vérifier qualité de la meule d'affutage Vérifier le débit de la lubrification.
Revêtement usé.	Renouveler le revêtement. Vérifier si le revêtement convient bien à la matiére usinée.

Insufficient tool life

Possible causes	Solution
Incorrect cutting angles. Entry / cut, draft, GUN entrance.	Cutting angles to respect technicals specifications of resharpenings.
Extreme heat release of regrinding diminished hardness of the cutting edges.	Check quality of the sharpening wheel. Check lubrication flow.
Worn coating.	Renew the coating Check if the coating is well suited to the machined material.

Défauts constatés après utilisation de tarauds neufs

Troubleshooting Application problems with news taps

Taraudage trop grand

Problèmes possibles	Solutions
La géométrie du taraud non appropriée au cas d'usinage.	Choisir le taraud adéquat pour la matière à usiner.
Diamétre perçage avant taraudage trop petit.	Choisir le bon diamétre de perçage.
Perçage incliné ou erreur de positionnement.	Vérifier bon serrage et positionnement de la pièce vérifier diamétre foret.
Mouvement axial de la broche sous contrainte.	Utiliser l'avance machine et utiliser un mandrin de taraudage avec systhéme de compassation.
Collage sur les flancs du taraud.	Utiliser un taraud neuf. Choisir un taraud revêtu. Améliorer la lubrification.
Très faible profondeur de taraudage, mauvais guidage du taraud.	Tarauder avec une avance assistée utiliser un taraud avec meilleures propriétés de guidage.
Vitesse de coupe trop élevée.	Utiliser la vitesse de coupe adéquat. Améliorer la lubrification.
Mauvaise lubrification.	Vérifier quantité et qualité du lubrifiant.
Tolérance du taraud ne correspond pas celle du plan.	Utiliser un taraud avec la bonne tolérence.

Thread produced is too large

Possible causes	Solution
Incorrect tap. Tap géométry not suitble for the application.	Apply correct tap for the material to be machined.
Diameter hole before tapping too small.	Choosing the correct diameter drill.
Inclined drilling or positioning error.	Check tightness and workpiece positioning check diameter drill.
Axial movement of the spindle under stress.	Use machanical feed apply tension / compression tap chuck.
Bonding on the flanks of the tap.	Use a new tap. Choose a coated tap. Improve lubrication.
Lead of tap unsatisfactory due to insufficient thread depth.	Tapping assisted with advance using a tap with best guide propertie.
Too high cutting speed.	Use the proper cutting speed. Improve lubrication.
Bad lubrication.	Check quantity and quality of the coolant.
Tolerance of the tap does not match that of the plane.	Use tap with the good tolerance.

Taraudage trop serré

Problèmes possibles	Solutions
Tolérance taraud incorrecte.	Utiliser taraud avec la bonne tolérance.
Taraud non approprié.	Choisir taraud adapté à la matiére usinée.
Taraud ne réalise pas un taraudage conforme.	Eviter les efforts axiaux importants pendant le taraudage.
Mouvement axial de la broche sous contrainte.	Utiliser l'avance machine et utiliser un mandrin de taraudage avec systhéme de compassation.

Thread produced is too small

Possible causes	Solution
Incorrect tap Tolerance.	Use tap with good tolerance.
Improper tap.	Select tap adapted to the plant material.
Tap does not achieve a correct thread.	Avoid high axial forces during tapping.
Axial movement of the spindle under stress.	Use machanical feed apply tension / compression tap chuck.

Taraudage dévié axialement

Problèmes possibles	Solutions
S'il s'agit d'un taraud hélicoïdal la pression axial est trop forte.	Pour taraud hélicoïdal, réduire la pression à l'entrée le taraud s'engage de suite en tirant sur l'extention du mandrin.
S'il s'agit d'un taraud forme B la pression axial est trop faible.	Avec un taraud entrée forme B ou hélicoïdal à gauche la pression axiale doit être plus forte (tenir le taraud dans la zone de compensation de l'appareil à tarauder).

Tapping axially deflected

Possible causes	Solution
If there is an spiral-fluted tap the axial pressure is too high.	With spiral-fluted tap only light pressure requierd for initial tapping. The tap shoulde immediately be applied within the tension / compression range.
If there is a tap B form the axial pressure is too low.	With a tap input B form or helical left the axial pressure must be stronger (hold the tap into the offset zone of the tapping unit).

Web : http://www.sermaoutillage.eu - **Email** : serma@sermaoutillage.eu - **Tél.** : 00 33 (0)3 27.30.12.31 - **Fax** : 00 33 (0)3 27.30.17.13

Défauts constatés après utilisation de tarauds neufs

Troubleshooting Application problems with news taps

Casse taraud, en taraudant ou en retour





Tool breakage during advance or return

Problèmes possibles	Solutions
Diamétre trou, trop petit.	Vérifier diamétre du foret à utiliser suivant taraudage.
Effort trop important sur dents de l'entrée taraud.	Choisir le taraud avec une entrée plus longue (trou borgne ou débouchant).
Pour trous borgnes le taraud bloque dans le fond du trou.	Contrôler profondeur de perçage. Utiliser appareil de taraudage à compensation axial ou avec un dispositif de limitation du couple.
Chanfrein d'entrée mal réalisé ou absence de chanfrein. Mauvais positionnement du perçage ou perçage incliné.	Choisir un angle de chanfreinage approprié. S'assurer du serrage correcte de la pièce à tarauder. Utiliser un mandrin flottant. Vérifier le foret de perçage.

Possible causes	Solution
Hole diameter too small.	Check diameter of the drill to be used according tapping.
Excessive force on the entry of teeth tap.	Choosing the tap with a longer input (blind hole or opening).
For blind holes the tap blocks in the bottom of hole.	Check drilling depth. Use axial compensation tapping attachment or with a force limiting device.
Lack of or incorrect chamfer of tapping size hole. Position or angle error of tapping size hole.	Choose a suitable chamfering angle. Ensure correct workpiece clamping tapping. Use a floating mandrel. Check the drill bit.

Mauvais état de surface du taraudage



Thread surface not according to requirements

Problèmes possibles	Solutions
Angles de coupe incorrects. Entrée / coupe, dépouille.	Utiliser le bon taraud en fonction de la matiére à usiner.
Vitesse de coupe trop élevée	Diminuer la vitesse de coupe. Améliorer la lubrification.
Lubrification insuffisante et / ou de mauvaise concentration..	Vérifier la qualité et le débit du lubrifiant.
Mauvaise évacuation des copeaux.	Choisir la forme de taraud correspondant au type de taraudage.
Diamétre perçage trop petit..	Vérifier le diamétre de foret à utiliser.
Matériaux tendres	Matériaux tendres utiliser taraud avec pas alterné (AZ) ou tarauds main.
Collage copeaux.	Choisir un taraud revêtu.
Soudage à froid sur arêtes de coupe.	Améliorer la lubrification.

Possible causes	Solution
Incorrect cutting angles. Input / cut strips.	Apply "correct" tap for the material to be machined.
Cutting speed too high..	Decrease the cutting speed. Improve lubrication.
Insufficient coolant (concentration and supply)	Ensure suitable coolant and sufficient volume.
Incorrect chip evacuation.	Choose the form of tap. According threading typ.
Diameter hole too small.	Check drill diameter for use.
Soft materials.	Soft materials using tap with alternating pitch (AZ) or hand taps.
Built-up edge.	Choose a coated tap.
Cold welding on cutting edges.	Improve lubrication.

Durée de vie insuffisante

Problèmes possibles	Solutions
Surface du filetage ecrouie.	Contrôle de l'usure du foret faire traitements thermiques ou revêtement.
Mauvaise évacuation des copeaux	Choisir la bonne géométrie du taraud
Revérifier les critères de mauvais états de surface ci-dessus.	Vérifier solutions de mauvais états de surface ci-dessus.

Insufficient tool life

Possible causes	Solution
Thread surface hardened.	Check drill wear to heat treatment or coating.
Incorrect chip evacuation.	Choosing the right geometry of the tap.
Check criteria into Thread surface not according to requirements (above).	Check solutions into Thread surface not according to requirements (above).

Index G

TARAUDS MACHINE HSS-E. (bague couleur)
MACHINE TAPS HSS-E. (color ring)
MASCHINENGEWINDEBOHRER HSS-E. (Farbring)
MASCHI A MACCHINA HSS-E. (anello colorato)
DIN MACHO MÁQUINA HSS-E. (anillo de color)
DIN MACHOS MÁQUINA HSS-E. (anel colorido)

Infos tech : P 177 P 178 P 179 P 180 P 181 P 182 P 183 Défauts constatés Origines / Remèdes P184 P185 P186

Type	Forme A	Forme B	Forme C	C H/35° (H2)	C H/40° (H3)	2 Box Drill & Tap
		P187		P188		P207
PM		P189		P190		
		P191 P192		P193 P194		P208
		P195 P196 P197 P198		P199 P200 P201 P202		P209
			P203			
					P204	
			P205			
	P206					

Entrée 6-8 filets, pour trous débouchant courts.
6-8 threads lead, for short through holes.
6-8 gang anschnitt, für kurze durchgangslöcher.
6-8 imbocco per fori pasanti corti.
6-8 hilos de entrada, agujeros passantes cortos.
6-8 fios de entrada para furo passante cortos.

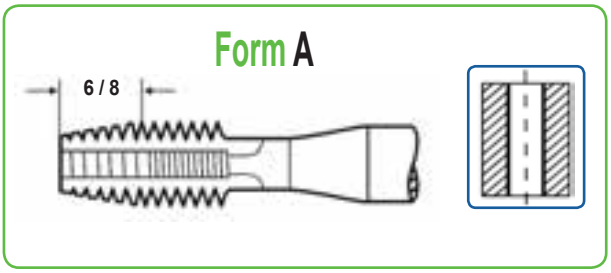

4-5 filets, avec entrée GUN, pour trous débouchants.
4-5 threads Lead with spiral point for through holes.
4-5 gang mit Schälanschnitt, für alle durchgangslöcher.
4-5 spire imbocco con imbocco corretto tutti fori passanti.
4-5 hilos de entrada con punta espiral, agujero pasantes.
4-5 fios de entrada com punto helicoidal para furos passantes.

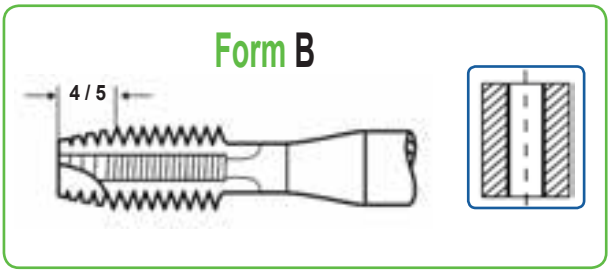

Entrée 2-3 filets pour trous borgnes.
2-3 threads lead, for blind holes.
2-3 gang Anschnitt, für Sacklöcher.
2-3 imbocco 2/3 spire per fori ciechi
2-3 hilos de entrada para agujeros ciegos.
2-3 fios de entrada para furos cegos.

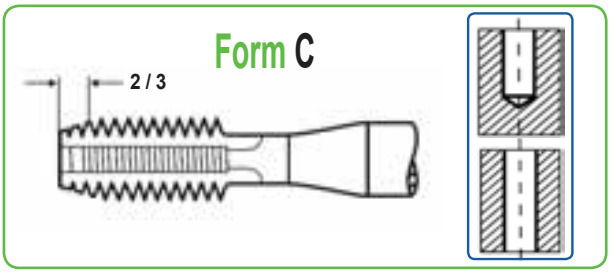

Entrée 2-3 filets, hélicoïdale 39° à droite, pour trous borgnes.
2-3 threads lead, 39° right spiral flute, for blind holes.
2-3 gang Anschnitt, 39° rechtsspirale, für Sacklöcher.
2-3 imbocco 2/3 spire spirale destra 39° per fori ciechi.
2-3 hilos de entrada con canal helicoidal derecha 39°, agujero ciergo.
2-3 fios de entrada canal helicoidal direito de 39°, para furos ciegos.

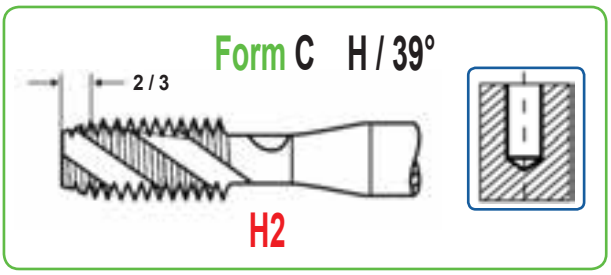

Entrée 2-3 filets, hélicoïdale 40° à droite, pour trous borgnes.
2-3 threads lead, 40° right spiral flute, for blind holes.
2-3 gang Anschnitt, 40° rechtsspirale, für Sacklöcher.
2-3 imbocco 2/3 spire spirale destra 40° per fori ciechi.
2-3 hilos de entrada con canal helicoidal derecha 40°, agujero ciergo.
2-3 fios de entrada canal helicoidal direito de 40°, para furos ciegos.

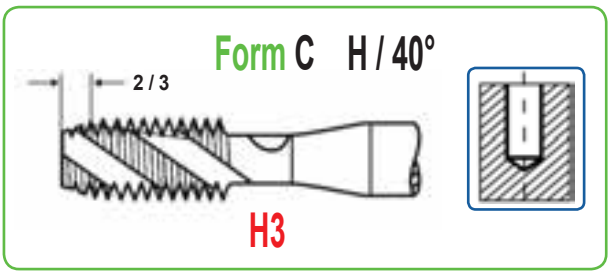

Web : http://www.sermaoutillage.eu - **Email** : serma@sermaoutillage.eu - **Tél.** : 00 33 (0)3 27.30.12.31 - **Fax** : 00 33 (0)3 27.30.17.13

TARAUDS MACHINE HSS-E. (bague couleur)
MACHINE TAPS HSS-E. (color ring)
MASCHINENGEWINDEBOHRER HSS-E. (Farbring)
MASCHI A MACCHINA HSS-E. (anello colorato)
DIN MACHO MÁQUINA HSS-E. (anillo de color)
DIN MACHOS MÁQUINA HSS-E. (anel colorido)

Pour usage général.
For general use.
Für allgemeinen Einsatz.
Per uso universale.
Para uso general.
Para uso geral.

PM



Pour aciers résistant à l'usure.
For wear resistant steel.
Für verschleißfeste Stähle.
Acciaio resistente all'abrasione.
Para aceros de alta resistencia.
Aços resistentes ao desgaste.

Tour matériaux (INOX).
For stainless steel.
Für Edelstahl.
Acciaio inossidabile
Para acero inoxidable.
Aço inoxidável.



Pour fonte grise / graphite sphéroïdal.
For cast iron.
Für Grauguss, Sphäroguss.
Ghisa grigia.
Para fundición gris, esferolítica.
Fundição cinzenta.



Pour aluminium.
for aluminium.
Für Aluminium.
Per alluminio.
Para aluminio.
Para alumínio.



Pour laiton.
For brass.
Für Messing.
Per ottone.
Para latón.
Para latão.



Matériaux résistance supérieure à 1200 N/mm².
Materials superior resistance 1200 N / mm².
Materialbeständigkeit größer 1200 N / mm²
Materiali resistenza superiore a 1200 N / mm²
Resistencia materiales superior a 1200 N / mm²
Materiais resistência superior a 1200 N / mm²



Matière / Materiale	Material / Materia	Werkstoff / Material	Vert / Green / Grün / Verde / Verde / Verde	Bleu / Blue / Blau / Blu / Azul / Azul	Blanc / White / weiß / Bianco / Blanco / Branco	Noir / Black / Schwarz / Nero / Negro / Preto	Rouge / Red / Rot / Rosso / Roja / Vermelho	Jaune / Yellow / Gelb / Giallo / Amarillo / Amarelo	Orange / Orange / Orange / Arancione / Naranja / Laranja
Aciers faiblement alliés copeaux courts. / Acciaio scarsamente legati truciolo corto.	Steel, unalloyed and low alloyed, short-chipping. / Aceros de baja aleación virutas cortas.	Stähle unlegiert und niedriglegiert, kurzspanend. / Aços de baixa liga fichas curtas.	○ PM						
Matériaux faciles à usiner copeaux courts. / Materiali buona truciodibilità truciolo corto.	Materials easy to machine short-chipping. / Materiales fáciles de mecanizar virutas cortas.	Werkstoffe gut zerspanbar kurzspanend. / Materiais de bom usinar fichas curtas.	○ PM						
Aciers réfractaires à copeaux longs. / Acciaio resistenti al calore truciolo lungo.	Steel, heat resistant long-chipping. / Aceros refractarios virutas largas.	Stähle hitzebeständig langspanend. / Aço resistente ao calor fichas longo.	PM		○				
Aciers réfractaires à copeaux courts. / Acciaio resistenti al calore truciolo corto.	Steel, heat resistant short-chipping. / Aceros refractarios virutas cortas.	Stähle hitzebeständig kurzspanend. / Aço resistente ao calor fichas curtas.	PM	○					
Aciers de cémentation copeaux courts. / Acciaio da cementazione truciolo corto.	Steel, cementation short-chipping. / Aceros de cementacion virutas cortas.	Stähle, Einsatz- und Vergütungs-, kurzspanend. / Aço cementado e temperado fichas curtas.	PM	○					
Aciers à outil jusqu' à 1200 N/mm². / Acciaio per utensili fino 1.200 N/mm².	Tool Steel up to 1200 N/mm². / Aceros para herramientas hasta 1200 N/mm².	Stahl, Werkzeugstähle bis 1200 N/mm2. / Aço para ferramentas até 1.200 N/mm².		○					
Aciers à outil plus de 1200 N/mm². / Acciaio per utensili a piu 1.200 N/mm².	Tool Steel over 1200 N/mm². / Aceros para herramientas de más 1200 N/mm².	Stahl, Werkzeugstähle über 1200 N/mm2. / Aço para ferramentas com mais de 1.200 N/mm².					○		
Aciers inoxydables copeaux courts. / Acciaio inossidabile truciolo corto.	Stainless steel short-chipping. / Aceros inoxidable virutas corto.	Stähle rostfrei kurzspanend. / Aço inoxidável fichas curtas.	PM	○					
Aciers inoxydables copeaux longs. / Acciaio inossidabile truciolo lungo.	Stainless steel long-chipping. / Aceros inoxidable virutas largo.	Stähle rostfrei langspanend. / Aço inoxidável fichas longo.	PM		○				
Fonte grise. / Ghisa grigia.	Cast iron. / Fundición gris.	Guss Grau. / Fundição cinzenta.				○			
Fonte à graphite sphéroidal. / Ghisa a grafite sferoidale.	spheroidal graphite cast iron. / Fundición con grafito esferoidal.	Guss Sphäro. / Fundição esferoidal.		○					
Fonte malléable. / Ghisa malleabile.	Malleable cast iron. / Fundición maleable.	Guss Temper. / Ferro fundido maleável.	○ PM						

Web : http://www.sermaoutillage.eu - **Email** : serma@sermaoutillage.eu - **Tél.** : 00 33 (0)3 27.30.12.31 - **Fax** : 00 33 (0)3 27.30.17.13

Matière / Materiale	Material / Materia	Werkstoff / Material	Vert / Green / Grün / Verde / Verde / Verde	Bleu / Blue / Blau / Blu / Azul / Azul	Blanc / White / weiß / Bianco / Blanco / Branco	Noir / Black / Schwarz / Nero / Negro / Preto	Rouge / Red / Rot / Rosso / Roja / Vermelho	Jaune / Yellow / Gelb / Giallo / Amarillo / Amarelo	Orange / Orange / Orange / Arancione / Naranja / Laranja
Laiton à copeaux courts. / Ottone, trucioli corti.	Brass, short-chipping. / Latón, virutas cortas.	Messing, kurzspanend. / Latão, fichas curtas.		○		●			○
Laiton à copeaux longs. / Ottone, trucioli lungi.	Brass, long-chipping. / Latón, virutas largo.	Messing, langspanend. / Latão, fichas longos.	○ PM						
Bronze à copeaux courts. / Bronzo, trucioli corti.	Bronze, short-chipping. / Bronce, virutas cortas.	Bronze, kurzspanend. / Bronze, fichas curtas.		○		●			
Bronze à copeaux longs. / Bronzo, trucioli lungi.	Bronze, long-chipping. / Bronce, virutas largo.	Bronze, langspanend. / Bronze, fichas longos.	○ PM						
Cuivre. / Rame.	Copper. / Cobre.	Kupfer. / Cobre.	○ PM						
Aluminium à copeaux courts. / Alluminio, trucioli corti.	Aluminium-alloys, short-chipping. / Aluminio, virutas cortas.	Alu, kurzspanend. / Alumínio, fichas curtas.		○					
Aluminium à copeaux longs. / Alluminio, trucioli lungi.	Aluminium-alloys, long-chipping. / Aluminio, virutas largo.	Alu, langspanend. / Alumínio, fichas longos.	○ PM					○	
Zinc et alliages. / Zinco e lega di zinco.	Zinc Alloys. / Aleación de zinc y zinc.	Zinklegierungen. / Ligas de zinco e zinco.	○ PM						
Magnésium et alliages / Leghe di magnesio.	Magnesium Alloys. / Aleaciones de magnesio.	Magnesiumlegierungen. / Ligas de magnésio.	○ PM	○					
Titanes à copeaux courts. / Titanio, trucioli corti.	Titanium, short-chipping. / Titanio virutas corto.	Titan, kurzspanend. / Titânio, fichas curtas.		○					
Titanes à copeaux longs. / Titanio, trucioli lungi.	Titanium, long-chipping. / Titanio, virutas largo.	Titan, langspanend. / Titânio, fichas longo.			○				
Plastiques, thermoplastiques. / Materiali plastici, materiali termoplastici.	Plastics, thermoplastics. / Plásticos, Termoplasticos.	Kunststoffe, Thermoplaste. / Plástico, termoplásticos.	○ PM						
Plastique, duroplastes. / Materiali plastici, materiali termodurenti.	Plastics, thermosetting. / Plásticos, duroplásticos.	Kunststoffe, Duroplaste. / Plástico, durosplásticos.				●	●		

Vitesses de coupe préconisées réfrigérant et lubrifiant pour le taraudage	Recommanded Cutting Speed coolants and lubricants for tapping	Empfohlene Schnittgeschwindigkeit kuhl und schmiermittel zum gewindeschneiden
Velocità di taglio raccomandato refrigerante e lubrificazione per filettare	Velocidad de corte recomendada lubricantes y refrigerantes para hacer hilo	Velocidade de corte recomendado lubrificantes e refrigerantes para hacer fio

Matière / Material / Werkstoff / Materiale / Materia / Material		Vc m / min
Aciers non alliés et faiblement alliés à copeaux courts. **Steel**, unalloy and low alloyed, short-chipping. **Stähle** unlegiert und niedriglegiert, kurzspanend. **Acciai** non legati bassi legati, trucioli corti. **Aceros** no aleados y de baja aleacion,virutas cortas. **Aços** não e fracamente ligados, virutas curtas.	H / E	10 - 20
Matériaux faciles à usiner à copeaux courts. **Non abrasive** Material, short-chipping. **Werkstoffe** gut zerspanbar, kurzspanend. **Materiali** con lavorazione facile / truciolo corto. **Materiales** de buena mecanización / virutas cortas. **Materials** de bom usinar / virutas curtas.	H / E	6 - 15
Aciers réfractaires à copeaux longs. **Steel**, heat resistant, long-chipping. **Stähle** hitzebeständig, langspanend. **Acciai** resistenti al calore truciolo lungo . **Aceros** resistentes al calor, virutas largo. **Aços** resistente ao calo, virutas longos.	H	4 - 8
Aciers réfractaires à copeaux courts. **Steel**, heat resistant, short-chipping. **Stähle** hitzebständig, kurrzspanend. **Acciai** resistenti al calore truciolo corto . **Aceros** resistentes al calor, virutas cortas. **Aços** resistente ao calo, virutas curtas.	H	4 - 8
Aciers de cémentation et de traitement à copeaux courts. **Steel**, cementation and heat treatable, short-chipping. **Stähle** Einsatz und Vergütungs, kurzspanend. **Acciai** da cementazione, acciai bonificati, truciolo corto. **Aceros** de cementacion y bonificados, virutas cortas. **Aços** de cementado e temperado, virutas curtas.	H	4 - 8
Aciers à outil jusqu'à 1200 N/mm². **Steel**, tool steel up to 1200 N/mm². **Stähle** Werkzeugstähle bis 1200 N/mm². **Acciai,** per utensili a 1200 N/mm². **Aceros** para herramientas hasta 1200 N/mm². **Aços** para ferramentas até 1200 N/mm².	H	4 - 6
Aciers à outil de plus de 1200 N/mm². **Steel**, tool over 1200 N/mm². **Stähle** Werkzeugstähle über 1200 N/mm². **Acciai,** per utensili sopra 1200 N/mm². **Aceros** para herramientas de más de 1200 N/mm². **Aços** para ferramentas com mais de 1200 N/mm².	H	2 - 5
Aciers inoxydables à copeaux courts. **Stainless steel**, short-chipping. **Stähle** rostf rei, kurzspanend. **Acciai,** inossidabli truciolo corto. **Aceros** inoxidable, virutas cortas. **Aços** inoxidâvel, virutas curtas.	H	5 - 10
Aciers inoxydables à copeaux longs. **Stainless steel**, long-chipping. **Stähle** rostf rei, langspanend **Acciai,** inossidabli truciolo lungo. **Aceros** inoxidable, virutas largo. **Aços** inoxidâvel, virutas longos.	H	4 - 8
Fonte moulée grise. **Iron**, cast. **Guß**, grau. **Ghisa**, grigia. **Fundición** gris. **Fundição** cinzenta.	P / S	10 - 20
Fonte moulée à graphite sphéroïdal. **Iron**, spheroidal graphite. **Guß**, sphäro. **Ghisa**, sferoidala. **Fundición** con graf ito esferoidal. **Fundição** esferoidal.	P / S	8 - 15
Fonte malléable. **Iron**, malleable cast. **Guß**, Temper. **Ghisa**, malleabile. **Fundición** maleable. **Ferro** fundido.	E	6 - 12

H : Huile de coupe / Cutting oil / Schneidöl / Olii da taglio / Aceite para corte / Oleo de corte
E : Huile soluble / Oil emulsion / Emulsion / Emulsione / Taladrina / Emulsão
P : Pétrole / Oil / Petroleum / petrolio / petroleo / oleo
S : à sec / dry / Trocken / secco / seco / seco

Vc m / min

Web : http://www.sermaoutillage.eu - **Email** : serma@sermaoutillage.eu - **Tél.** : 00 33 (0)3 27.30.12.31 - **Fax** : 00 33 (0)3 27.30.17.13

Vitesses de coupe préconisées réfrigérant et lubrifiant pour le taraudage	Recommanded Cutting Speed coolants and lubricants for tapping	Empfohlene Schnittgeschwindigkeit kuhl und schmiermittel zum gewindeschneiden
Velocità di taglio raccomandato refrigerante e lubrificazione per filettare	Velocidad de corte recomendada lubricantes y refrigerantes para hacer hilo	Velocidade de corte recomendado lubrificantes e refrigerantes para hacer fio

Matière / Material / Werkstoff / Materiale / Materia / Material				Vc m / min
Laiton à copeaux courts. **Ottone** trucioli corti.	**Brass** short-chipping. **Latón** virutas cortas.	**Messing** kurzspanend. **Latão** virutas curtas.	E	20 - 30
Laiton à copeaux longs. **Ottone** trucioli lungi.	**Brass** long-chipping. **Latón** virutas largo.	**Messing** langspanend. **Latão** virutas longos.	H / E	10 - 15
Bronze à copeaux courts. **Bronzo** trucioli corti.	**Bronze** short-chipping. **Bronce** virutas cortas.	**Bronze** kurzspanend. **Bronze** virutas curtas.	H / E	8 - 15
Bronze à copeaux longs. **Bronzo** trucioli lungi.	**Bronze** long-chipping. **Bronce** virutas largo.	**Bronze** langspanend. **Bronze** virutas longos.	H / E	6 - 10
Cuivre **Rame**	**Cooper** **Cobre**	**Kupfer** **Cobre**	H / E	10 - 15
Aluminium à copeaux courts. **Alluminio** trucioli corti.	**Aluminium-alloys** short-chipping. **Aluminio** virutas cortas.	**Alu** kurzspanend. **Aluminio** virutas curtas.	H / E	20 - 30
Aluminium à copeaux longs. **Alluminio** trucioli lungi.	**Aluminium-alloys** long-chipping. **Aluminio** virutas largo.	**Alu** langspanend. **Aluminio** virutas longos.	E	10 - 20
Zinc et Alliages **Zinco e lega di zinco**	**Zinc alloys** **Aleación de zinc y zinc**	**Zinklegierungen** **Liga de zinco e zinco**	H / E	10 - 15
Alliages de Magnésium **Leghe magnesio**	**Magnesium lloys** **Aleaciones de magnesio**	**Magnesiumlegierungen** **Ligas de magnésio**	E / S	10 - 20
Alliages Titanes à copeaux courts. **Titanio** trucioli corti.	**Titanium** short-chipping. **Titanio** virutas corto.	**Titan** kurzspanend. **Titanio** virutas curtas.	S	4 - 5
Alliages Titanes à copeaux long. **Titanio** trucioli lungi.	**Titanium** long-chipping. **Titanio** virutas largo.	**Titan** langspanend. **Titanio** virutas loongos.	S	3 - 4
Plastiques thermoplastique. **Matriali plastici** materiali termoplastici.	**Plastics** thermoplastics. **Plasticos** duroplasticos.	**Kunststoffe** thermoplaste. **Plástico** termoplásticos	E / S	10 - 20
Plastiques duroplastes. **Matriali plastici** materiali termodurenti.	**Plastics** thermosetting. **Plasticos** duroplasticos.	**Kunststoffe** duroplaste. **Plástico** duroplásticos	S	5 - 10

H : Huile de coupe / Cutting oil / Schneidöl / Olii da taglio / Aceite para corte / Oleo de corte
E : Huile soluble / Oil emulsion / Emulsion / Emulsione / Taladrina / Emulsão
P : Pétrole / Oil / Petroleum / petrolio / petroleo / oleo
S : à sec / dry / Trocken / secco / seco / seco

Vc m / min

SERMA Fournitures Industrielles

Défauts constatés après utilisation de tarauds réaffutés

Troubleshooting Application problems with reassigned taps



Taraudage trop grand

Problèmes possibles	Solutions
Bavures d'affûtage.	Supprimer les bavures.
Angles de coupe incorrects. Entrée / coupe, dépouille, entrée GUN.	Respecter spécifications techniques de réaffûtage.

Thread produced is too large

Possible causes	Solution
Sharpening burrs.	Remove burrs.
Incorrect cutting angles. Entry / cut, draft, GUN entrance.	Cutting angles to respect technicals specifications of resharpenings.

Taraudage trop serré

Problèmes possibles	Solutions
Reste d'usure après le réaffûtage.	Réaffûter jusqu'à disparition des traces d'usure ou prendre un taraud neuf.
Suite aux réaffûtages le diamétre taraud trop petit.	Au de la limite de réaffutage prendre un taraud neuf.

Thread produced is too small

Possible causes	Solution
Rest wear after regrinding.	Sharpen until no traces of wear or take a new tap.
Following regrinding the tap diameter too small.	Beyond limit resharpening take a new tap.

Mauvais état de surface du taraudage

Problèmes possibles	Solutions
Bavures d'affûtage.	Enlever bavures d'affûtage.
Angles de coupe incorrects. Entrée / coupe, dépouille, entrée GUN.	Respecter spécifications techniques de réaffûtage.
Rugosité de mauvaise qualité de l'état de surface du taraud réaffûté.	Réaffûter jusqu'à disparition des traces d'usure ou prendre un taraud neuf, rerespecter limite d'usure du taraud.
Collage sur les flancs de filets.	Eliminer le collage sur les flancs.

Thread surface not according to requirements

Possible causes	Solution
Burrs Grinding.	Remove grinding burrs.
Incorrect cutting angles. Entry / cut, draft, GUN entrance.	Cutting angles to respect technicals specifications of resharpenings.
Roughness poor quality of the surface condition of the tap reground.	Sharpen until no traces of wear or take a new tap.
Bonding on the thread flanks.	Eliminating adhesion to the sides.

Durée de vie insuffisante

Problèmes possibles	Solutions
Angles de coupe incorrects Entrée / coupe, dépouille, entrée GUN.	Respecter spécifications techniques de réaffûtage.
Dégagement extrème de chaleur du au réaffûtage dureté amoindrie des arrêtes de coupe.	Vérifier qualité de la meule d'affutage Vérifier le débit de la lubrification.
Revêtement usé.	Renouveler le revêtement. Vérifier si le revêtement convient bien à la matiére usinée.

Insufficient tool life

Possible causes	Solution
Incorrect cutting angles. Entry / cut, draft, GUN entrance.	Cutting angles to respect technicals specifications of resharpenings.
Extreme heat release of regrinding diminished hardness of the cutting edges.	Check quality of the sharpening wheel. Check lubrication flow.
Worn coating.	Renew the coating Check if the coating is well suited to the machined material.

Web : http://www.sermaoutillage.eu - **Email** : serma@sermaoutillage.eu - **Tél.** : 00 33 (0)3 27.30.12.31 - **Fax** : 00 33 (0)3 27.30.17.13

Défauts constatés après utilisation de tarauds neufs

Troubleshooting Application problems with news taps

Taraudage trop grand

Problèmes possibles	Solutions
La géométrie du taraud non appropriée au cas d'usinage.	Choisir le taraud adéquat pour la matière à usiner.
Diamétre perçage avant taraudage trop petit.	Choisir le bon diamétre de perçage.
Perçage incliné ou erreur de positionnement.	Vérifier bon serrage et positionnement de la pièce vérifier diamétre foret.
Mouvement axial de la broche sous contrainte.	Utiliser l'avance machine et utiliser un mandrin de taraudage avec systhéme de compassation.
Collage sur les flancs du taraud.	Utiliser un taraud neuf. Choisir un taraud revêtu. Améliorer la lubrification.
Très faible profondeur de taraudage, mauvais guidage du taraud.	Tarauder avec une avance assistée utiliser un taraud avec meilleures propriétés de guidage.
Vitesse de coupe trop élevée.	Utiliser la vitesse de coupe adéquat. Améliorer la lubrification.
Mauvaise lubrification.	Vérifier quantité et qualité du lubrifiant.
Tolérance du taraud ne correspond pas celle du plan.	Utiliser un taraud avec la bonne tolérence.

Thread produced is too large

Possible causes	Solution
Incorrect tap. Tap géométry not suitble for the application.	Apply correct tap for the material to be machined.
Diameter hole before tapping too small.	Choosing the correct diameter drill.
Inclined drilling or positioning error.	Check tightness and workpiece positioning check diameter drill.
Axial movement of the spindle under stress.	Use machanical feed apply tension / compression tap chuck.
Bonding on the flanks of the tap.	Use a new tap. Choose a coated tap. Improve lubrication.
Lead of tap unsatisfactory due to insufficient thread depth.	Tapping assisted with advance using a tap with best guide propertie.
Too high cutting speed.	Use the proper cutting speed. Improve lubrication.
Bad lubrication.	Check quantity and quality of the coolant.
Tolerance of the tap does not match that of the plane.	Use tap with the good tolerance.

Taraudage trop serré

Problèmes possibles	Solutions
Tolérance taraud incorrecte.	Utiliser taraud avec la bonne tolérance.
Taraud non approprié.	Choisir taraud adapté à la matiére usinée.
Taraud ne réalise pas un taraudage conforme.	Eviter les efforts axiaux importants pendant le taraudage.
Mouvement axial de la broche sous contrainte.	Utiliser l'avance machine et utiliser un mandrin de taraudage avec systhéme de compassation.

Thread produced is too small

Possible causes	Solution
Incorrect tap Tolerance.	Use tap with good tolerance.
Improper tap.	Select tap adapted to the plant material.
Tap does not achieve a correct thread.	Avoid high axial forces during tapping.
Axial movement of the spindle under stress.	Use machanical feed apply tension / compression tap chuck.

Taraudage dévié axialement

Problèmes possibles	Solutions
S'il s'agit d'un taraud hélicoïdal la pression axial est trop forte.	Pour taraud hélicoïdal, réduire la pression à l'entrée le taraud s'engage de suite en tirant sur l'extention du mandrin.
S'il s'agit d'un taraud forme B la pression axial est trop faible.	Avec un taraud entrée forme B ou hélicoïdal à gauche la pression axiale doit être plus forte (tenir le taraud dans la zone de compensation de l'appareil à tarauder).

Tapping axially deflected

Possible causes	Solution
If there is an spiral-fluted tap the axial pressure is too high.	With spiral-fluted tap only light pressure requierd for initial tapping. The tap shoulde immediately be applied within the tension / compression range.
If there is a tap B form the axial pressure is too low.	With a tap input B form or helical left the axial pressure must be stronger (hold the tap into the offset zone of the tapping unit).

Défauts constatés après utilisation de tarauds neufs

Troubleshooting Application problems with news taps

Casse taraud, en taraudant ou en retour





Tool breakage during advance or return

Problèmes possibles	Solutions
Diamétre trou, trop petit.	Vérifier diamétre du foret à utiliser suivant taraudage.
Effort trop important sur dents de l'entrée taraud.	Choisir le taraud avec une entrée plus longue (trou borgne ou débouchant).
Pour trous borgnes le taraud bloque dans le fond du trou.	Contrôler profondeur de perçage. Utiliser appareil de taraudage à compensation axial ou avec un dispositif de limitation du couple.
Chanfrein d'entrée mal réalisé ou absence de chanfrein. Mauvais positionnement du perçage ou perçage incliné.	Choisir un angle de chanfreinage approprié. S'assurer du serrage correcte de la pièce à tarauder. Utiliser un mandrin flottant. Vérifier le foret de perçage.

Possible causes	Solution
Hole diameter too small.	Check diameter of the drill to be used according tapping.
Excessive force on the entry of teeth tap.	Choosing the tap with a longer input (blind hole or opening).
For blind holes the tap blocks in the bottom of hole.	Check drilling depth. Use axial compensation tapping attachment or with a force limiting device.
Lack of or incorrect chamfer of tapping size hole. Position or angle error of tapping size hole.	Choose a suitable chamfering angle. Ensure correct workpiece clamping tapping. Use a floating mandrel. Check the drill bit.

Mauvais état de surface du taraudage



Thread surface not according to requirements

Problèmes possibles	Solutions
Angles de coupe incorrects. Entrée / coupe, dépouille.	Utiliser le bon taraud en fonction de la matiére à usiner.
Vitesse de coupe trop élevée.	Diminuer la vitesse de coupe. Améliorer la lubrification.
Lubrification insuffisante et / ou de mauvaise concentration..	Vérifier la qualité et le débit du lubrifiant.
Mauvaise évacuation des copeaux.	Choisir la forme de taraud correspondant au type de taraudage.
Diamétre perçage trop petit.	Vérifier le diamétre de foret à utiliser.
Matériaux tendres.	Matériaux tendres utiliser taraud avec pas alterné (AZ) ou tarauds main.
Collage copeaux.	Choisir un taraud revêtu.
Soudage à froid sur arêtes de coupe.	Améliorer la lubrification.

Possible causes	Solution
Incorrect cutting angles. Input / cut strips.	Apply "correct" tap for the material to be machined.
Cutting speed too high.	Decrease the cutting speed. Improve lubrication.
Insufficient coolant (concentration and supply).	Ensure suitable coolant and sufficient volume.
Incorrect chip evacuation.	Choose the form of tap. According threading typ.
Diameter hole too small.	Check drill diameter for use.
Soft materials.	Soft materials using tap with alternating pitch (AZ) or hand taps.
Built-up edge.	Choose a coated tap.
Cold welding on cutting edges.	Improve lubrication.

Durée de vie insuffisante

Problèmes possibles	Solutions
Surface du filetage ecrouie.	Contrôle de l'usure du foret faire traitements thermiques ou revêtement.
Mauvaise évacuation des copeaux.	Choisir la bonne géométrie du taraud.
Revérifier les critères de mauvais états de surface ci-dessus.	Vérifier solutions de mauvais états de surface ci-dessus.

Insufficient tool life

Possible causes	Solution
Thread surface hardened.	Check drill wear to heat treatment or coating.
Incorrect chip evacuation.	Choosing the right geometry of the tap.
Check criteria into Thread surface not according to requirements (above).	Check solutions into Thread surface not according to requirements (above).

Web : http://www.sermaoutillage.eu - **Email** : serma@sermaoutillage.eu - **Tél.** : 00 33 (0)3 27.30.12.31 - **Fax** : 00 33 (0)3 27.30.17.13



M

DIN 371

DIN 376

DIN 371 / 376 Forme B HSS-E (Co5%) Tol. ISO2/6H

TARIF page 15

1

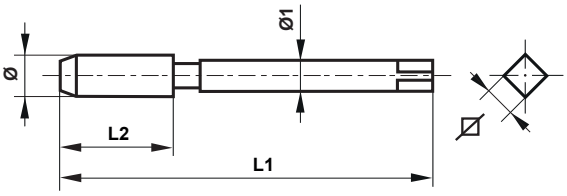

Tarauds machine bague COULEUR VERTE filetage métrique ISO DIN 13.
GREEN RING-machine taps metric ISO-thread DIN 13.
GRÜNRING-maschinengewindebohrer metrisches ISO DIN 13.

Maschi a macchina con COLLARINO VERDE filettatura metrica ISO DIN 13.
Macho máquina BANDA VERDE métrica ISO-rosca DIN 13.
Machos máquina com ANEL VERDE rosca métrica ISO DIN 13.

Réf. : 40TM1DBM _ _ _ E

DIN 371 Forme B HSS-E (Co5%) Tol. ISO2/6H

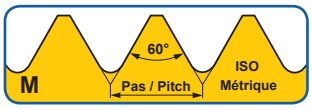

M	Ø mm	Pas	L1 mm	L2 mm	Ø1 mm	⊡ mm
3	3	x 0.50	56	11	3.5	2.7
4	4	x 0.70	63	13	4.5	3.4
5	5	x 0.80	70	16	6	4.9
6	**6**	**x 1.00**	**80**	**19**	**6**	**4.9**
8	8	x 1.25	90	22	8	6.2
10	10	x 1.50	100	24	10	8



Forme B entrée GUN

1

Ex : commande
Taraud machine DIN 371
filetage métrique bague verte
M 6 x 1.00 HSS-E
Réf : 40TM1DBM6E

Application HSS-E
Utilisation générale
Matériaux faciles à usiner 1000 N/mm²
Aciers non alliés ou faiblement alliés
Matériaux à copeaux longs
Pour trous débouchants

Application HSS-E
General use
Non abrasive material up to 1000 N/mm²
Unalloyed and low alloyed steel
Long chipping material
For through holes

Anwendung HSS-E
Für allgemeinen Einsatz
Gut zerspanbare Werkstoffe bis 1000 N/mm2
Unlegierte und niedriglegierte Stähle
Langspanende Werkstoffe
Für Durchgangslöcher

Réf. : 50TM1DBM_ _ _ E

DIN 376 Forme B HSS-E (Co5%) Tol. ISO2/6H

M	Ø mm	Pas	L1 mm	L2 mm	Ø1 mm	⊡ mm
12	12	x 1.75	110	29	9	7
14	14	x 2.00	110	30	11	9
16	16	x 2.00	110	32	12	9
18	**18**	**x 2.50**	**125**	**34**	**14**	**11**
20	20	x 2.50	140	34	16	12



Forme B entrée GUN

1

Ex : commande
Taraud machine DIN 376
filetage métrique bague verte
M 18 x 2.50 HSS-E
Réf : 50TM1DBM18E

Applicazione HSS-E
Uso generale
Materiali con buona truciodibilità fino a R 1.000 N/mm²
Acciaio non legati e scarsamente legati
Materiali truciolo lungo
Per fori passanti

Aplicación HSS-E
Para uso general
Materiales de buena mecanización hasta1000 N/mm²
Aceros no aleados y de baja aleación
Materiales de mecanización larga
Para agujeros pasantes

Réf. : SETM1DBM3-12E

SET	
M 3 - 12	M 3-4-5-6-8-10 (DIN 371) - M 12 (DIN 376)

Ex : commande Set de
7 tarauds machine DIN 371/376
filetage métrique bague verte
M 3 à M 12 HSS-E
Réf : SETTM1DBM3-12E

Aplicações HSS-E
Para uso geral
Materiais de bom usinar até 1.000 N/mm²
Aços não ligados e aço fracamente
Materiais com cavacos longos
Para furos passantes



M

DIN 371

DIN 376

DIN 371 / 376 Forme C H / 39° HSS-E (Co5%) Tol. ISO2/6H

TARIF page 15

1

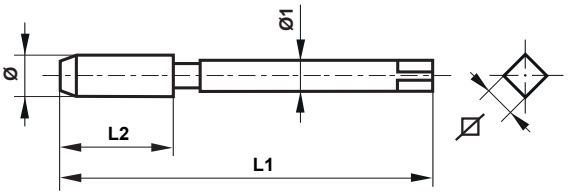

Tarauds machine bague COULEUR VERTE filetage métrique ISO DIN 13.
GREEN RING-machine taps metric ISO-thread DIN 13.
GRÜNRING-maschinengewindebohrer metrisches ISO DIN 13.

Maschi a macchina con COLLARINO VERDE filettatura metrica ISO DIN 13.
Macho máquina BANDA VERDE métrica ISO-rosca DIN 13.
Machos máquina com ANEL VERDE rosca métrica ISO DIN 13.

Réf. : 40TM1DCH2M _ _ _ E

DIN 371 Forme C H / 39° (H2) HSS-E (Co5%) Tol. ISO2/6H

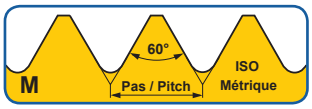

M	Ø mm	Pas	L1 mm	L2 mm	Ø1 mm	⌀ mm
3	3	x 0.50	56	6	3.5	2.7
4	4	x 0.70	63	7	4.5	3.4
5	5	x 0.80	70	8	6	4.9
6	**6**	**x 1.00**	**80**	**10**	**6**	**4.9**
8	8	x 1.25	90	14	8	6.2
10	10	x 1.50	100	16	10	8



Forme C
Hélice 39°
(H2)

1

Ex : commande
Taraud machine DIN 371
métrique H/39° bague verte
M 6 x 1.00 HSS-E
Réf : 40TM1DCH2M6E

Application HSS-E
Utilisation générale
Matériaux faciles à usiner 1000 N/mm²
Aciers non alliés ou faiblement alliés
Matériaux à copeaux longs
Pour trous borgnes

Application HSS-E
General use
Non abrasive material up to 1000 N/mm²
Unalloyed and low alloyed steel
Long chipping material
For blind holes

Anwendung HSS-E
Für allgemeinen Einsatz
Gut zerspanbare Werkstoffe bis 1000 N/mm2
Unlegierte und niedriglegierte Stähle
Langspanende Werkstoffe
Für Sacklöcher

Réf. : 50TM1DCH2M _ _ _ E

DIN 376 Forme C H / 39° (H2) HSS-E (Co5%) Tol. ISO2/6H

M	Ø mm	Pas	L1 mm	L2 mm	Ø1 mm	⌀ mm
12	12	x 1.75	110	18	9	7
14	14	x 2.00	110	20	11	9
16	16	x 2.00	110	22	12	9
18	**18**	**x 2.50**	**125**	**25**	**14**	**11**
20	20	x 2.50	140	25	16	12



Forme C
Hélice 39°
(H2)

1

Ex : commande
Taraud machine DIN 376
métrique H/39° bague verte
M 18 x 2.50 HSS-E
Réf : 50TM1DCH2M18E

Applicazione HSS-E
Uso generale
Materiali con buona truciodibilità fino a R 1.000 N/mm²
Acciaio non legati e scarsamente legati
Materiali truciolo lungo
Per fori ciechi

Aplicación HSS-E
Para uso general
Materiales de buena mecanización hasta1000 N/mm²
Aceros no aleados y de baja aleación
Materiales de mecanización larga
Para agujeros ciegos

Réf. : SETM1DCH2M3-12E

SET	
M 3 - 12	M 3-4-5-6-8-10 (DIN 371) - M 12 (DIN 376)

Ex : commande Set de
7 tarauds machines métriques
hélice 39° bague verte DIN 371/376
M 3 à M 12 HSS-E
Réf : SETTM1DCH2M3-12E

Aplicações HSS-E
Para uso geral
Materiais de bom usinar até 1.000 N/mm²
Aços não ligados e aço fracamente
Materiais com cavacos longos
Para furos cegos

Web : http://www.sermaoutillage.eu - **Email** : serma@sermaoutillage.eu - **Tél.** : 00 33 (0)3 27.30.12.31 - **Fax** : 00 33 (0)3 27.30.17.13



M

DIN 371

PM TiN

DIN 376

DIN 371 / 376 Forme B HSS-E (Co5%) - PM + TiN Tol. ISO2/6H

TARIF page 15

1 PM

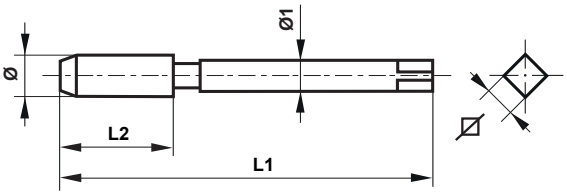

Tarauds machine bague COULEUR VERTE filetage métrique ISO DIN 13.
GREEN RING-machine taps metric ISO-thread DIN 13.
GRÜNRING-maschinengewindebohrer metrisches ISO DIN 13.

Maschi a macchina con COLLARINO VERDE filettatura metrica ISO DIN 13.
Macho máquina BANDA VERDE métrica ISO-rosca DIN 13.
Machos máquina com ANEL VERDE rosca métrica ISO DIN 13.

Réf. : 40TM1DBM _ _ _ EPTIN

DIN 371 Forme B HSS-E - PM - TiN Tol. ISO2/6H
EPTIN

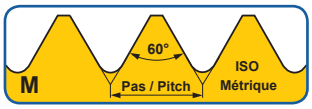

M ----	Ø mm	Pas	L1 mm	L2 mm	Ø1 mm	⊡ mm
3	3	x 0.50	56	11	3.5	2.7
4	4	x 0.70	63	13	4.5	3.4
5	5	x 0.80	70	14	6	4.9
6	**6**	**x 1.00**	**80**	**16**	**6**	**4.9**
8	8	x 1.25	90	18	8	6.2
10	10	x 1.50	100	22	10	8

Forme B entrée GUN 1



Ex : commande
Taraud machine métrique bague verte DIN 371
M 6 x 1.00 HSS-E - PM - TiN
Réf : 40TM1DBM6EPTIN

Réf. : 50TM1DBM _ _ _ EPTIN

DIN 376 Forme B HSS-E - PM - TiN Tol. ISO2/6H
EPTIN

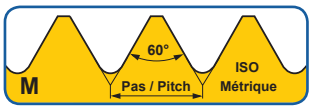

M ----	Ø mm	Pas	L1 mm	L2 mm	Ø1 mm	⊡ mm
12	12	x 1.75	110	29	9	7
14	**14**	**x 2.00**	**110**	**30**	**11**	**9**
16	16	x 2.00	110	32	12	9

Forme B entrée GUN 1



Ex : commande
Taraud machine métrique bague verte DIN 376
M 14 x 2.00 HSS-E - PM - TiN
Réf : 50TM1DBM14EPTIN

Application HSS-E - PM / TiN
Utilisation générale. Pour trous débouchants
Matériaux faciles à usiner 1100 N/mm²
Aciers inoxydables et alliés - Aciers non ou faiblement alliés
Alliages de cuivre et d'aluminium
HSS-E - PM Améliore la résistance à l'usure et la ténacité
Le revêtement TiN améliore le frottement
Réduit l'usure ainsi que le collage copeau

Application HSS-E - PM / TiN
For general use. For through holes
non abrasive material up to 1100 N/mm²
Stainless and alloyed steel - Unalloyed and low alloyed steel
Copper-and Aluminium-alloys
HSS-E - PM increase wear resistance and toughness
TiN-coating improve anti-friction properties and wear-resistance
TiN-coating reduce tendency of build-up edge

Anwendung HSS-E - PM / TiN
Für allgemeinen Einsatz. für Durchgangslöcher
Gut zerspanbare Werkstoffe bis 1100 N/mm²
Rostfreie und legierte Stähle - Unlegierte und niedrig legierte Stähle
Kupfer- und Aluminiumlegierungen
HSS-E - PM Erhöhte Verschleißfestigkeit und Zähigkeit
Verbesserte Gleiteigenschaften durch - TiN-Beschichtung, dadurch
geringer Verschleiß und geringe Neigung zu Materialaufschweißungen

Applicazione HSS-E - PM / TiN
Per uso universale. Per fori passanti
Materiali con buona truciobilità fino a R 1100 N/mm²
Acciaio inossidabili e legati
Acciaio non legati e scarsamente legati
Leghe di rame e alluminio
HSS-E - PM maggiore resistenza all' abrasione e tenacità
Il rivestimento TiN, riduce l'usura TiN riduce l'incollaggio dei trucioli

Aplicación HSS-E - PM / TiN
Para uso general. Para agujeros pasantes
Materiales de buena mecanizacion hasta 1100 N/mm²
Acero inoxidable y acero aleado
Aceros no aleados y de baja aleación
Aleacion de cobre y aluminio
HSS-E - PM mejora la resistencia al fricción y tenacia
El recubrimiento TiN minimiza el desgaste y collage di virutas

Aplicações HSS-E - PM / TiN
Para uso geral. Para furos passantes
materiales de buena mecanizacion hasta 1100 N/mm²
Aço inoxidável e liga de aço
Não ligados e de baja aleación
Aleação de cobre e alumínio
HSS-E - PM melhora a resistência ao atrito e tenacia
A cobertura TiN minimiza, desgaste colagem material



SERMA Fournitures Industrielles

M

DIN 371 — DIN 376

PM TiN

DIN 371 / 376 Forme C H / 39° HSS-E (Co5%) - PM + TiN Tol. ISO2/6H

TARIF page 15

1 PM

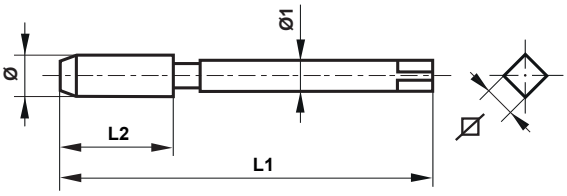

Tarauds machine bague COULEUR VERTE filetage métrique ISO DIN 13.
GREEN RING-machine taps metric ISO-thread DIN 13.
GRÜNRING-maschinengewindebohrer metrisches ISO DIN 13.

Maschi a macchina con COLLARINO VERDE filettatura metrica ISO DIN 13.
Macho máquina BANDA VERDE métrica ISO-rosca DIN 13.
Machos máquina com ANEL VERDE rosca métrica ISO DIN 13.

Réf. : 40TM1DCH2M _ _ _ EPTIN

DIN 371 Forme C H / 39° (H2) HSS-E - PM - TiN EPTIN Tol. ISO2/6H

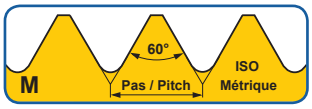

M ----	Ø mm	Pas	L1 mm	L2 mm	Ø1 mm	⊡ mm
3	3	x 0.50	56	6	3.5	2.7
4	4	x 0.70	63	7	4.5	3.4
5	5	x 0.80	70	8	6	4.9
6	**6**	**x 1.00**	**80**	**10**	**6**	**4.9**
8	8	x 1.25	90	14	8	6.2
10	10	x 1.50	100	16	10	8

Forme C Hélice 39° (H2) 1 PM



Ex : commande

Taraud machine métrique hélice 39° bague verte DIN 371

M 6 x 1.00 HSS-E - PM - TiN

Réf : 40TM1DCH2M6EPTIN

Réf. : 50TM1DCH2M _ _ _ EPTIN

DIN 376 Forme C H / 39° (H2) HSS-E - PM - TiN EPTIN Tol. ISO2/6H

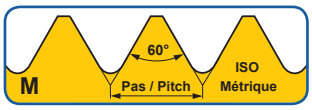

M ----	Ø mm	Pas	L1 mm	L2 mm	Ø1 mm	⊡ mm
12	12	x 1.75	110	18	9	7
14	**14**	**x 2.00**	**110**	**20**	**11**	**9**
16	16	x 2.00	110	22	12	9

Forme C Hélice 39° (H2) 1 PM



Ex : commande

Taraud machine métrique hélice 39° bague verte DIN 376

M 14 x 2.00 HSS-E - PM - TiN

Réf : 50TM1DCH2M14EPTIN

Application HSS-E - PM / TiN

Utilisation générale. Pour trous borgnes
Matériaux faciles à usiner 1100 N/mm²
Aciers inoxydables et alliés - Aciers non ou faiblement alliés
Alliages de cuivre et d'aluminium
HSS-E - PM Améliore la résistance à l'usure et la ténacité
Le revêtement TiN améliore le frottement
Réduit l'usure ainsi que le collage copeau

Application HSS-E - PM / TiN

For general use. For blind holes
non abrasive material up to 1100 N/mm²
Stainless and alloyed steel - Unalloyed and low alloyed steel
Copper-and Aluminium-alloys
HSS-E - PM increase wear resistance and toughness
TiN-coating improve anti-friction properties and wear-resistance
TiN-coating reduce tendency of blind holes

Anwendung HSS-E - PM / TiN

Für allgemeinen Einsatz. für Sacklöcher
Gut zerspanbare Werkstoffe bis 1100 N/mm²
Rostfreie und legierte Stähle - Unlegierte und niedrig legierte Stähle
Kupfer- und Aluminiumlegierungen
HSS-E - PM Erhöhte Verschleißfestigkeit und Zähigkeit
Verbesserte Gleiteigenschaften durch - TiN-Beschichtung, dadurch geringer Verschleiß und geringe Neigung zu Materialaufschweißungen

Applicazione HSS-E - PM / TiN

Per uso universale. Per fori ciechi
Materiali con buona truciobilità fino a R 1100 N/mm²
Acciaio inossidabili e legati
Acciaio non legati e scarsamente legati
Leghe di rame e alluminio
HSS-E - PM maggiore resistenza all' abrasione e tenacità
Il rivestimento TiN, riduce l'usara TiN riduce l'incollaggio dei trucioli

Aplicación HSS-E - PM / TiN

Para uso general. Para agujeros ciegos
Materiales de buena mecanizacion hasta 1100 N/mm²
Acero inoxidable y acero aleado
Aceros no aleados y de baja aleación
Aleacion de cobre y aluminio
HSS-E - PM mejora la resistencia al fricción y tenacia
El recubrimiento TiN minimiza el desgaste y collage di virutas

Aplicações HSS-E - PM / TiN

Para uso geral. Para furos cegos
materiales de buena mecanizacion hasta 1100 N/mm²
Aço inoxidável e liga de aço
Não ligados e de baja aleación
Aleação de cobre e alumínio
HSS-E - PM melhora a resistência ao atrito e tenacia
A cobertura TiN minimiza, desgaste colagem material

Web : http://www.sermaoutillage.eu - **Email** : serma@sermaoutillage.eu - **Tél.** : 00 33 (0)3 27.30.12.31 - **Fax** : 00 33 (0)3 27.30.17.13



M

DIN 371

DIN 376

DIN 371 / 376 Forme B HSS-E (Co5%) Tol. ISO2/6H

TARIF page 15

2

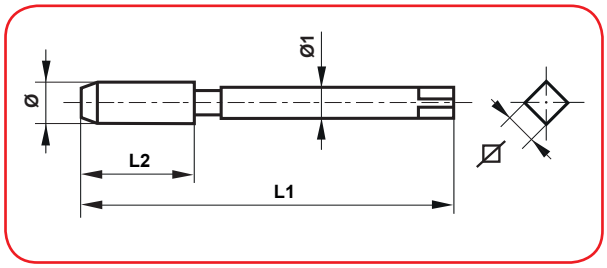

Tarauds machine bague COULEUR BLEUE filetage métrique ISO DIN 13.
BLUE RING-machine taps metric ISO-thread DIN 13.
BLAURING-maschinengewindebohrer metrisches ISO-Gewinde DIN 13.

Maschi a macchina con COLLARINO BLU filettatura metrica ISO DIN 13.
Macho máquina BANDA AZUL métrica ISO-rosca DIN 13.
Machos máquina com ANEL AZUL rosca métrica ISO DIN 13.

Réf. : 40TM2DBM . . . E

DIN 371 Forme B HSS-E (Co5%) Tol. ISO2/6H

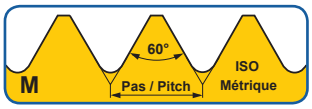

M	Ø mm	Pas	L1 mm	L2 mm	Ø1 mm	⌀ mm
3	3	x 0.50	56	11	3.5	2.7
4	4	x 0.70	63	13	4.5	3.4
5	5	x 0.80	70	16	6	4.9
6	**6**	**x 1.00**	**80**	**19**	**6**	**4.9**
8	8	x 1.25	90	22	8	6.2
10	10	x 1.50	100	24	10	8

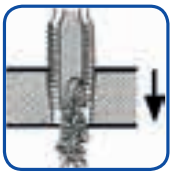

Forme B
GUN

2

Ex : commande

Taraud machine métrique DIN 371 bague bleue
M 6 x 1.00 HSS-E
Réf : 40TM2DBM6E

Application HSS-E
Aciers résistant à l'usure à 1200 N/mm²
Aciers fortement alliés
Matériaux résistants à copeaux courts
Aciers inoxydables à copeaux courts
Aciers à outils
Pour trous débouchants

Application HSS-E
Wear resistant steel up to 1200 N/mm²
High alloy steel
Short chipping material
Short chipping stainless steel
Alloy tool steel
For through holes

Anwendung HSS-E
Verschleißfeste Stähle bis 1200 N/mm²
Hochlegierte Stähle
Zähe, kurzspanende Werkstoffe
Kurzspanende rostfreie Stähle
Legierte Werkzeugstähle
Für Durchgangslöcher

Réf. : 50TM2DBM . . . E

DIN 376 Forme B HSS-E (Co5%) Tol. ISO2/6H

M	Ø mm	Pas	L1 mm	L2 mm	Ø1 mm	⌀ mm
12	12	x 1.75	110	29	9	7
14	14	x 2.00	110	30	11	9
16	16	x 2.00	110	32	12	9
18	**18**	**x 2.50**	**125**	**34**	**14**	**11**
20	20	x 2.50	140	34	16	12

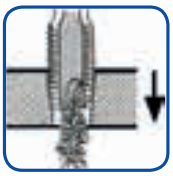

Forme B
GUN

2

Ex : commande

Taraud machine métrique DIN 376 bague bleue
M 18 x 2.50 HSS-E
Réf : 50TM2DBM18E

Applicazione HSS-E
Acciai resistenti all'usura a 1.200 N/mm²
Acciai alto legati
Materiali duri con trucioli corti
Acciai inossidabile con trucioli corti
Acciai per utensili
Per fori passanti

Aplicación HSS-E
Aceros resistente al desgaste hasta 1.200 N/mm²
Aceros altamente aleados
Materiales tenaces, virutas cortas
Aceros inoxidables, virutas cortas
Aceros aleados para herramientas
Para agujeros pasantes

Réf. : SETTM2DBM3-12E

SET	
M 3 - 12	M 3-4-5-6-8-10 (DIN 371) - M 12 (DIN 376)

Ex : commande Set de
7 tarauds machines métriques bague bleue DIN 371 / 376
M 3 à M 12 HSS-E
Réf : SETTM2DBM3-12E

Aplicações HSS-E
Aços resistentes ao desgaste até 1.200 N/mm²
Aços de alta liga
Materiais com cavaco curto
Aço inoxidável com cavaco curto
Aço para ferramentas ligados
Para furos passantes



M

DIN 371 — TiCN — DIN 376

DIN 371 / 376 Forme B HSS-E (Co5%) + TiCN Tol. ISO2/6H

TARIF page 15

2

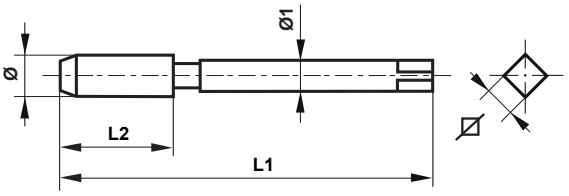

Tarauds machine bague COULEUR BLEUE filetage métrique ISO DIN 13.
BLUE RING-machine taps metric ISO-thread DIN 13.
BLAURING-maschinengewindebohrer metrisches ISO-Gewinde DIN 13.
Maschi a macchina con COLLARINO BLU filettatura metrica ISO DIN 13.
Macho máquina BANDA AZUL métrica ISO-rosca DIN 13.
Machos máquina com ANEL AZUL rosca métrica ISO DIN 13.

Réf. : 40TM2DBM _ _ _ ETICN

DIN 371 Forme B HSS-E (Co5%) - TiCN Tol. ISO2/6H

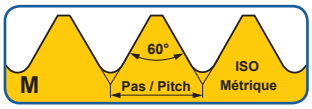

M	Ø mm	Pas	L1 mm	L2 mm	Ø1 mm	⊡ mm
3	3	x 0.50	56	11	3.5	2.7
4	4	x 0.70	63	13	4.5	3.4
5	5	x 0.80	70	16	6	4.9
6	**6**	**x 1.00**	**80**	**19**	**6**	**4.9**
8	8	x 1.25	90	22	8	6.2
10	10	x 1.50	100	24	10	8

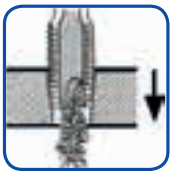

Forme B
GUN

2

Ex : commande

Taraud machine métrique DIN 371 bague bleue
M 6 x 1.00 HSS-E - TiCN
Réf : 40TM2DBM6ETICN

Application HSS-E / TiCN
Aciers résistant à l'usure à 1200 N/mm²
Aciers fortement alliés
Matériaux résistants à copeaux courts
Aciers inoxydables à copeaux courts
Aciers à outils
Pour trous débouchants

Application HSS-E / TiCN
Wear resistant steel up to 1200 N/mm²
High alloy steel
Short chipping material
Short chipping stainless steel
Alloy tool steel
For through holes

Anwendung HSS-E / TiCN
Verschleißfeste Stähle bis 1200 N/mm²
Hochlegierte Stähle
Zähe, kurzspanende Werkstoffe
Kurzspanende rostfreie Stähle
Legierte Werkzeugstähle
Für Durchgangslöcher

Réf. : 50TM2DBM _ _ _ ETICN

DIN 376 Forme B HSS-E (Co5%) - TiCN Tol. ISO2/6H

M	Ø mm	Pas	L1 mm	L2 mm	Ø1 mm	⊡ mm
12	12	x 1.75	110	29	9	7
14	14	x 2.00	110	30	11	9
16	16	x 2.00	110	32	12	9
18	**18**	**x 2.50**	**125**	**34**	**14**	**11**
20	20	x 2.50	140	34	16	12

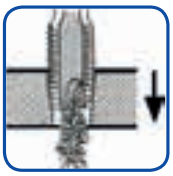

Forme B
GUN

2

Applicazione HSS-E / TiCN
Acciai resistenti all'usura
a 1.200 N/mm²
Acciai alto legati
Materiali duri con trucioli corti
Acciai inossidabile con trucioli corti
Acciai per utensili
Per fori passanti

Aplicações HSS-E / TiCN
Aceros resistente al desgaste
hasta 1.200 N/mm²
Aceros altamente aleados
Materiales tenaces, virutas cortas
Aceros inoxidables, virutas cortas
Aceros aleados para herramientas
Para agujeros pasantes

Aplicación HSS-E / TiCN
Aceros resistente al desgaste
hasta 1.200 N/mm²
Aceros altamente aleados
Materiales tenaces, virutas cortas
Aceros inoxidables, virutas cortas
Aceros aleados para herramientas
Para agujeros pasantes

Comment commander.
How to order.
Wie bestellen.
Come ordinare
Como ordenar
Como encomendar

Ex : commande

Taraud machine métrique DIN 376 bague bleue
M 18 x 2.50 HSS-E + TiCN
Réf : 50TM2DBM18ETICN

Web : http://www.sermaoutillage.eu - **Email** : serma@sermaoutillage.eu - **Tél.** : 00 33 (0)3 27.30.12.31 - **Fax** : 00 33 (0)3 27.30.17.13



M

DIN 371

DIN 376

DIN 371 / 376 Forme C H / 39° HSS-E (Co5%) Tol. ISO2/6H

TARIF page 15

2

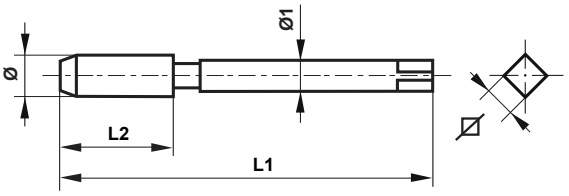

Tarauds machine bague COULEUR BLEUE filetage métrique ISO DIN 13.
BLUE RING-machine taps metric ISO-thread DIN 13.
BLAURING-maschinengewindebohrer metrisches ISO-Gewinde DIN 13.

Maschi a macchina con COLLARINO BLU filettatura metrica ISO DIN 13.
Macho máquina BANDA AZUL métrica ISO-rosca DIN 13.
Machos máquina com ANEL AZUL rosca métrica ISO DIN 13.

Réf. : 40TM2DCH2M . . . E

DIN 371 Forme C H / 39° (H2) HSS-E (Co5%) Tol. ISO2/6H

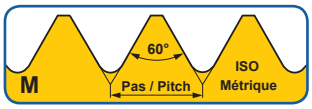

M	Ø mm	Pas	L1 mm	L2 mm	Ø1 mm	⌀ mm
3	3	x 0.50	56	6	3.5	2.7
4	4	x 0.70	63	7	4.5	3.4
5	5	x 0.80	70	8	6	4.9
6	**6**	**x 1.00**	**80**	**10**	**6**	**4.9**
8	8	x 1.25	90	14	8	6.2
10	10	x 1.50	100	16	10	8



Forme C
Hélice 39°
(H2)

2

Ex : commande
Taraud machine métrique H / 39° bague bleue DIN 371
M 6 x 1.00 HSS-E
Réf : 40TM2DCH2M6E

Application HSS-E
Aciers résistant à l'usure à 1200 N/mm²
Aciers fortement alliés
Matériaux résistants à copeaux courts
Aciers inoxydables à copeaux courts
Aciers à outils
Pour trous borgnes

Application HSS-E
Wear resistant steel up to 1200 N/mm²
High alloy steel
Short chipping material
Short chipping stainless steel
Alloy tool steel
For blind holes

Anwendung HSS-E
Verschleißfeste Stähle bis 1200 N/mm²
Hochlegierte Stähle
Zähe, kurzspanende Werkstoffe
Kurzspanende rostfreie Stähle
Legierte Werkzeugstähle
Für sacklöcher

Réf. : 50TM2DCH2M . . . E

DIN 376 Forme C H / 39° (H2) HSS-E (Co5%) Tol. ISO2/6H

M	Ø mm	Pas	L1 mm	L2 mm	Ø1 mm	⌀ mm
12	12	x 1.75	110	18	9	7
14	14	x 2.00	110	20	11	9
16	16	x 2.00	110	22	12	9
18	**18**	**x 2.50**	**125**	**25**	**14**	**11**
20	20	x 2.50	140	25	16	12



Forme C
Hélice 39°
(H2)

2

Ex : commande
Taraud machine métrique H / 39° bague bleue DIN 376
M 18 x 2.50 HSS-E
Réf : 50TM2DCH2M18E

Applicazione HSS-E
Acciai resistenti all'usura a 1.200 N/mm²
Acciai alto legati
Materiali duri con trucioli corti
Acciai inossidabile con trucioli corti
Acciai per utensili
Per fori ciechi

Aplicación HSS-E
Aceros resistente al desgaste hasta 1.200 N/mm²
Aceros altamente aleados
Materiales tenaces, virutas cortas
Aceros inoxidables, virutas cortas
Aceros aleados para herramientas
Para agujeros ciegos

Réf. : SETTM2DCH2M3-12E

SET	
M 3 - 12	M 3-4-5-6-8-10 (DIN 371) - M 12 (DIN 376)

Ex : commande Set de
7 tarauds machines métriques hélice 39° bague bleue DIN 371/376
M 3 à M 12 HSS-E
Réf : SETTM2DCH2M3-12E

Aplicações HSS-E
Aceros resistente al desgaste hasta 1.200 N/mm²
Aceros altamente aleados
Materiales tenaces, virutas cortas
Aceros inoxidables, virutas cortas
Aceros aleados para herramientas
Para furos cegos



M

DIN 371 — TiCN — DIN 376

DIN 371 / 376 Forme C H / 39° HSS-E (Co5%) - TiCN Tol. ISO2/6H

TARIF page 15

2

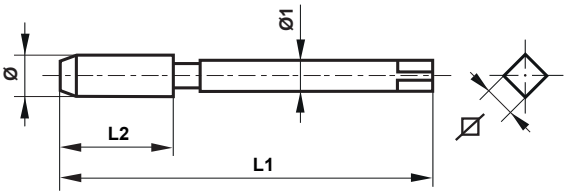

Tarauds machine bague COULEUR BLEUE filetage métrique ISO DIN 13.
BLUE RING-machine taps metric ISO-thread DIN 13.
BLAURING-maschinengewindebohrer metrisches ISO-Gewinde DIN 13.

Maschi a macchina con COLLARINO BLU filettatura metrica ISO DIN 13.
Macho máquina BANDA AZUL métrica ISO-rosca DIN 13.
Machos máquina com ANEL AZUL rosca métrica ISO DIN 13.

Réf. : 40TM2DCH2M . . . ETICN

DIN 371 Forme C H / 39° (H2) HSS-E (Co5%) - TiCN Tol. ISO2/6H

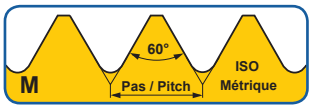

M	Ø mm	Pas	L1 mm	L2 mm	Ø1 mm	⧄ mm
3	3	x 0.50	56	6	3.5	2.7
4	4	x 0.70	63	7	4.5	3.4
5	5	x 0.80	70	8	6	4.9
6	**6**	**x 1.00**	**80**	**10**	**6**	**4.9**
8	8	x 1.25	90	14	8	6.2
10	10	x 1.50	100	16	10	8



Forme C
Hélice 39°
(H2)

2

Ex : commande

Taraud machine métrique hélice 39° bague bleue DIN 371
M 6 x 1.00 HSS-E - TiCN
Réf : 40TM2DCH2M6ETICN

Application HSS-E / TiCN
Aciers résistant à l'usure à 1200 N/mm²
Aciers fortement alliés
Matériaux résistants à copeaux courts
Aciers inoxydables à copeaux courts
Aciers à outils
Pour trous borgnes

Application HSS-E / TiCN
Wear resistant steel up to 1200 N/mm²
High alloy steel
Short chipping material
Short chipping stainless steel
Alloy tool steel
For blind holes

Anwendung HSS-E / TiCN
Verschleißfeste Stähle bis 1200 N/mm²
Hochlegierte Stähle
Zähe, kurzspanende Werkstoffe
Kurzspanende rostfreie Stähle
Legierte Werkzeugstähle
Für sacklöcher

Réf. : 50TM2DCH2M . . . ETICN

DIN 376 Forme C H / 39° (H2) HSS-E (Co5%) - TiCN Tol. ISO2/6H

M	Ø mm	Pas	L1 mm	L2 mm	Ø1 mm	⧄ mm
12	12	x 1.75	110	18	9	7
14	14	x 2.00	110	20	11	9
16	16	x 2.00	110	22	12	9
18	**18**	**x 2.50**	**125**	**25**	**14**	**11**
20	20	x 2.50	140	25	16	12



Forme C
Hélice 39°
(H2)

2

Aplicações HSS-E / TiCN
Aceros resistente al desgaste hasta 1.200 N/mm²
Aceros altamente aleados
Materiales tenaces, virutas cortas
Aceros inoxidables, virutas cortas
Aceros aleados para herramientas
Para furos cegos

Applicazione HSS-E / TiCN
Acciai resistenti all'usura a 1.200 N/mm²
Acciai alto legati
Materiali duri con trucioli corti
Acciai inossidabile con trucioli corti
Acciai per utensili
Per fori ciechi

Aplicación HSS-E / TiCN
Aceros resistente al desgaste hasta 1.200 N/mm²
Aceros altamente aleados
Materiales tenaces, virutas cortas
Aceros inoxidables, virutas cortas
Aceros aleados para herramientas
Para agujeros ciegos

Ex : commande

Taraud machine métrique H / 39° DIN 376 bague bleue
M 18 x 2.50 HSS-E + TICN
Réf : 50TM2DCH2M18ETICN

Comment commander.
How to order.
Wie bestellen.

Come ordinare
Como ordenar
Como encomendar

Web : http://www.sermaoutillage.eu - **Email** : serma@sermaoutillage.eu - **Tél.** : 00 33 (0)3 27.30.12.31 - **Fax** : 00 33 (0)3 27.30.17.13



SERMA Fournitures Industrielles

M

DIN 371

VAPO

DIN 376

DIN 371 / 376 Forme B HSS-E (VAPO) Tol. ISO2/6H

TARIF page 16

3

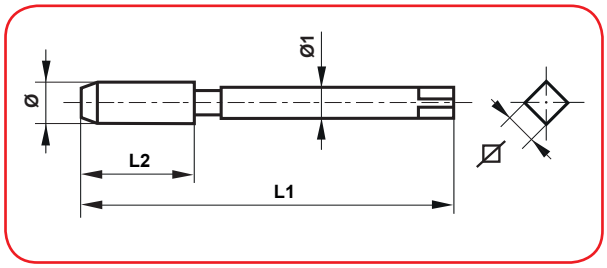

Tarauds machine bague COULEUR BLANCHE filetage métrique ISO DIN 13.
WHITE RING-machine taps metric ISO-thread DIN 13.
WEISSRING-maschinengewindebohrer metrisches ISO-Gewinde DIN 13.

Maschi a macchina con COLLARINO BIANCO filettatura metrica ISO DIN 13.
Macho máquina BANDA BLANCA métrica ISO-rosca DIN 13.
Machos máquina com ANEL BRANCO rosca métrica ISO DIN 13.

Réf. : 40TM3DBM . . EVAPO

DIN 371 Forme B HSS-E (VAPO) Tol. ISO2/6H

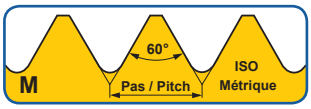

M	Ø mm	Pas	L1 mm	L2 mm	Ø1 mm	⊡ mm
3	3	x 0.50	56	11	3.5	2.7
4	4	x 0.70	63	13	4.5	3.4
5	5	x 0.80	70	16	6	4.9
6	**6**	**x 1.00**	**80**	**19**	**6**	**4.9**
8	8	x 1.25	90	22	8	6.2
10	10	x 1.50	100	24	10	8

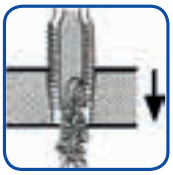

Forme B
GUN

3

Ex : commande

Taraud machine métrique DIN 371 bague blanche
M 6 x 1.00 HSS-E + VAPO
Réf : 40TM3DBM6EVAPO

Application HSS-E / VAPO
Matériaux INOXYDABLES,
à copeaux longs à 1000 N/mm²
Matériaux difficiles à usiner
Aciers au chrome fortement alliés
Surface: traitée par vaporisation
Pour trous débouchants

Application HSS-E / VAPO
Stainless Steel (INOX),long chipping
up to 1000 N/mm²
Abrasive material
Chrome-nickel alloys
Surface treatment: steam tempered
For through holes

Anwendung HSS-E / VAPO
VA-Werkstoffe, langspanend
bis 1000 N/mm²
Schwer zerspanbare Werkstoffe
Hochlegierte Cr-Stähle
Oberfläche: vaporisiert
Für Durchgangslöcher

Réf. : 50TM3DBM . . EVAPO

DIN 376 Forme B HSS-E (VAPO) Tol. ISO2/6H

M	Ø mm	Pas	L1 mm	L2 mm	Ø1 mm	⊡ mm
12	12	x 1.75	110	29	9	7
14	14	x 2.00	110	30	11	9
16	16	x 2.00	110	32	12	9
18	**18**	**x 2.50**	**125**	**34**	**14**	**11**
20	20	x 2.50	140	34	16	12

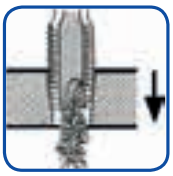

Forme B
GUN

3

Ex : commande

Taraud machine métrique DIN 376 bague blanche
M 18 x 2.50 HSS-E + VAPO
Réf : 50TM3DBM18EVAPO

Applicazione HSS-E / VAPO
Acciaio inossidabile, truciolo lungo
a 1.000 N/mm²
Materiali difficile da tagliare
Acciaio legato al Cr
Superficie: vaporizzato
Per fori passanti

Aplicación HSS-E / VAPO
INOX (Acero inoxidable), mecanizado
largo hasta 1000 N/mm²
Materiales de difícil mecanizado
Aleaciones Cromo-Niquel
Superficies tratadas al vaporizado
Para agujeros pasantes

Réf. : SETTM3DBM3-12EVAPO

SET	
M 3 - 12	M 3-4-5-6-8-10 (DIN 371) - M 12 (DIN 376)

Ex : commande Set de

7 tarauds machines métriques DIN 371/376 bague blanche
M 3 à M 12 HSS-E + VAPO
Réf : SETTM3DBM3-12EVAPO

Aplicações HSS-E / VAPO
INOX (Acero inoxidable),
mecanizado largo hasta 1000 N/mm²
Materiales de difícil mecanizado
Aleaciones Cromo-Niquel
Superficies tratadas al vaporizado
Para agujeros pasantes



MF

VAPO

DIN 374 Forme B HSS-E (VAPO)

TARIF page 16

3

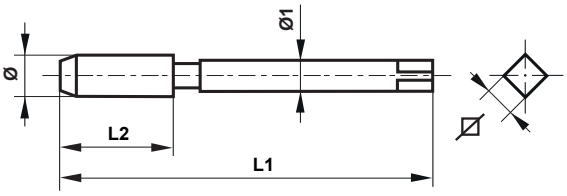

Tarauds machine bague COULEUR BLANCHE filetage métrique fin MF.
WHITE RING-machine taps metric fine thread MF.
WEISSRING-maschinengewindebohrer feines metrisches Gewinde MF.

Maschi a macchina con COLLARINO BIANCO filo metrico fine MF.
Macho máquina BANDA BLANCA hilo métrico fino MF
Machos máquina com ANEL BRANCO fio métrico fino MF.

Réf. : 45TM3DBMF_ _ EVAP

DIN 374 Forme B HSS-E (VAPO)

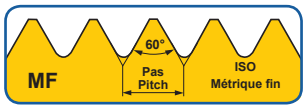

MF ----	Ø mm	Pas	L1 mm	L2 mm	Ø1 mm	⌀ mm
5050	5	x 0.50	70	12	3.5	2.7
6075	6	x 0.75	80	14	4.5	3.4
8075	8	x 0.75	80	19	6	4.9
8100	8	x 1.00	90	22	6	4.9
10100	10	x 1.00	90	20	7	5.5
10125	10	x 1.25	100	24	7	5.5
12125	12	x 1.25	100	22	9	7
12150	12	x 1.50	100	22	9	7
14150	14	x 1.50	100	22	11	9
16150	**16**	**x 1.50**	**100**	**22**	**12**	**9**
18150	18	x 1.50	110	25	14	11
20150	20	x 1.50	125	25	16	12

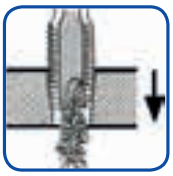

Forme B
GUN

3

Application HSS-E / VAPO
Matériaux INOXYDABLES,
à copeaux longs à 1000 N/mm²
Matériaux difficiles à usiner
Aciers au chrome fortement alliés
Surface: traitée par vaporisation
Pour trous débouchants

Application HSS-E / VAPO
Stainless Steel (INOX),long chipping
up to 1000 N/mm²
Abrasive material
Chrome-nickel alloys
Surface treatment: steam tempered
For through holes

Anwendung HSS-E / VAPO
VA-Werkstoffe, langspanend
bis 1000 N/mm²
Schwer zerspanbare Werkstoffe
Hochlegierte Cr-Stähle
Oberfläche: vaporisiert
Für Durchgangslöcher

Applicazione HSS-E / VAPO
Acciaio inossidabile, truciolo lungo
a 1.000 N/mm²
Materiali difficile da tagliare
Acciaio legato al Cr
Superficie: vaporizzato
Per fori passanti

Aplicación HSS-E / VAPO
INOX (Acero inoxidable),
mecanizado largo hasta 1000 N/mm²
Materiales de difícil mecanizado
Aleaciones Cromo-Niquel
Superficies tratadas al vaporizado
Para agujeros pasantes

Aplicações HSS-E / VAPO
INOX (Acero inoxidable),
mecanizado largo hasta 1000 N/mm²
Materiales de difícil mecanizado
Aleaciones Cromo-Niquel
Superficies tratadas al vaporizado
Para agujeros pasantes

Comment commander.
How to order.
Wie bestellen.

Come ordinare
Como ordenar
Como encomendar

Ex : commande
Taraud machine DIN 374
métrique fin bague blanche
MF 16 x 1.50 HSS-E + VAPO
Réf : 45TM3DBMF16150EVAP

Web : http://www.sermaoutillage.eu - **Email** : serma@sermaoutillage.eu - **Tél.** : 00 33 (0)3 27.30.12.31 - **Fax** : 00 33 (0)3 27.30.17.13



UNC

VAPO

DIN 371

DIN 376

UNF

DIN 371 / 376 Forme B HSS-E (VAPO)

TARIF page 16

3

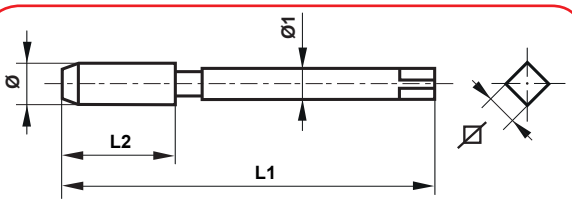

(UNC) Unified National Coarse
(UNF) Unified National Fine

Tarauds machine bague COULEUR BLANCHE filetage unifié UNC / UNF - VAPO.
WHITE RING-machine taps unified thread UNC / UNF - VAPO.
WEISSRING-maschinengewindebohrer UNC / UNF - VAPO.

Maschi a macchina con COLLARINO BIANCO filettatura unificata UNC / UNF - VAPO.
Macho máquina BANDA BLANC rosca unificada UNC / UNF - VAPO.
Machos máquina com ANEL BRANCO rosca unificada UNC / UNF - VAPO.

Réf. : 40TM3DBUNC_ _ EVAPO

DIN 371 Forme B GUN HSS-E (VAPO)

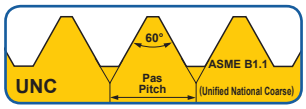

UNC ----	Ø mm	Pas	L1 mm	L2 mm	Ø1 mm	⌀ mm
DIN 371						
14	1/4	x 20	80	17	7	5.5
516	5/16	x 18	90	20	8	6.2
38	3/8	x 16	100	22	9	7

Ex : commande
Taraud machine DIN 371
Filetage UNC bague blanche
UNC 5/16 x 18 HSS-E - VAPO
Réf : 40TM3DBUNC516EVAPO

Application HSS-E / VAPO
Matériaux INOXYDABLES,
à copeaux longs à 1000 N/mm²
Matériaux difficiles à usiner
Aciers au chrome fortement alliés
Surface: traitée par vaporisation
Pour trous débouchants

Réf. : 50TM3DBUNC_ _ EVAPO

DIN 376 Forme B GUN HSS-E (VAPO)

UNC ----	Ø mm	Pas	L1 mm	L2 mm	Ø1 mm	⌀ mm
DIN 376						
716	7/16	x 14	100	22	8	6.2
12	1/2	x 13	110	25	9	7

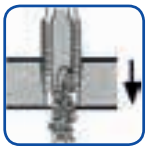

Forme B
GUN
3

Ex : commande
Taraud machine DIN 376
Filetage UNC bague blanche
UNC 1/2 x 13 HSS-E - VAPO
Réf : 50TM3DBUNC12EVAPO

Application HSS-E / VAPO
Stainless Steel (INOX),
long chipping up to 1000 N/mm2
Abrasive material
Chrome-nickel alloys
Surface treatment: steam tempered
For through holes

Anwendung HSS-E / VAPO
VA-Werkstoffe, langspanend
bis 1000 N/mm²
Schwer zerspanbare Werkstoffe
Hochlegierte Cr-Stähle
Oberfläche: vaporisiert
Für Durchgangslöcher

Réf. : 40TM3DBUNF_ _ EVAPO

DIN 371 Forme B GUN HSS-E (VAPO)

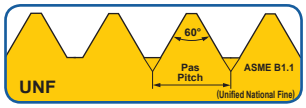

UNF ----	Ø mm	Pas	L1 mm	L2 mm	Ø1 mm	⌀ mm
DIN 371						
14	1/4	x 20	80	17	7	5.5
516	5/16	x 18	90	20	8	6.2
38	3/8	x 16	100	22	9	7

Ex : commande
Taraud machine DIN 371
Filetage UNF bague blanche
UNF 5/16 x 18 HSS-E - VAPO
Réf : 40TM3DBUNF516EVAPO

Applicazione HSS-E / VAPO
Acciaio inossidabile, truciolo lungo
a 1.000 N/mm²
Materiali difficile da tagliare
Acciaio legato al Cr
Superficie: vaporizzato
Per fori passanti

Réf. : 50TM3DBUNF_ _ EVAPO

DIN 376 Forme B GUN HSS-E (VAPO)

UNF ----	Ø mm	Pas	L1 mm	L2 mm	Ø1 mm	⌀ mm
DIN 376						
716	7/16	x 14	100	22	8	6.2
12	1/2	x 13	110	25	9	7



Forme B
GUN
3

Ex : commande
Taraud machine DIN 376
Filetage UNF bague blanche
UNF 1/2 x 13 HSS-E - VAPO
Réf : 50TM3DBUNF12EVAPO

Aplicación HSS-E / VAPO
INOX (Acero inoxidable), mecanizado
largo hasta 1000 N/mm²
Materiales de difícil mecanizado
Aleaciones Cromo-Niquel
Superficies tratadas al vaporizado
Para agujeros pasantes

Aplicações HSS-E / VAPO
INOX (Acero inoxidable),
mecanizado largo hasta 1000 N/mm²
Materiales de difícil mecanizado
Aleaciones Cromo-Niquel
Superficies tratadas al vaporizado
Para agujeros pasantes



G (BSP)

DIN 5156

VAPO

DIN 5156 Forme B HSS-E (VAPO)

TARIF page 16

3

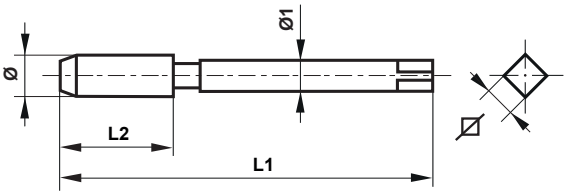

G (BSP) British Standard Pipe

Tarauds machine bague COULEUR BLANCHE filetage gaz DIN 5156.
WHITE RING-machine taps pipe-thread DIN 5156.
WEISSRING-maschinengewindebohrer rohrgewinde DIN 5156.

Maschi a macchina con COLLARINO BIANCO filettatura per tubi gas DIN 5156.
Macho máquina BANDA BLANCA rosca gas DIN5156.
Machos máquina com ANEL BRANCO rosca para tubo DIN 5156.

Réf. : 31TM3DBBSP_ _ EVAPO

DIN 5156 Forme B HSS-E (VAPO)

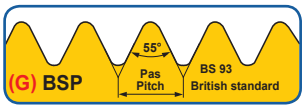

BSP ----	Ø mm	Pas	L1 mm	L2 mm	Ø1 mm	⌀ mm
18	1/8	x 28	90	20	7	5.5
14	1/4	x 19	100	22	11	9
38	3/8	x 19	100	22	12	9
12	1/2	x 14	125	25	16	12

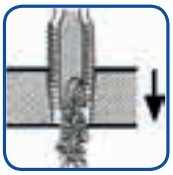

Forme B
GUN

3

Application HSS-E / VAPO
Matériaux INOXYDABLES,
à copeaux longs à 1000 N/mm²
Matériaux difficiles à usiner
Aciers au chrome fortement alliés
Surface: traitée par vaporisation
Pour trous débouchants

Application HSS-E / VAPO
Stainless Steel (INOX),long chipping
up to 1000 N/mm²
Abrasive material
Chrome-nickel alloys
Surface treatment: steam tempered
For through holes

Anwendung HSS-E / VAPO
VA-Werkstoffe, langspanend
bis 1000 N/mm²
Schwer zerspanbare Werkstoffe
Hochlegierte Cr-Stähle
Oberfläche: vaporisiert
Für Durchgangslöcher

Applicazione HSS-E / VAPO
Acciaio inossidabile, truciolo lungo
a 1.000 N/mm²
Materiali difficile da tagliare
Acciaio legato al Cr
Superficie: vaporizzato
Per fori passanti

Aplicación HSS-E / VAPO
INOX (Acero inoxidable),
mecanizado largo hasta 1000 N/mm²
Materiales de difícil mecanizado
Aleaciones Cromo-Niquel
Superficies tratadas al vaporizado
Para agujeros pasantes

Aplicações HSS-E / VAPO
INOX (Acero inoxidable),
mecanizado largo hasta 1000 N/mm²
Materiales de difícil mecanizado
Aleaciones Cromo-Niquel
Superficies tratadas al vaporizado
Para agujeros pasantes

Comment commander.
How to order.
Wie bestellen.

Come ordinare
Como ordenar
Como encomendar

Ex : commande
Taraud machine filetage BSP — DIN 5156 bague blanche
BSP 1/4 x 19 — HSS-E + VAPO
Réf : 31TM3DBBSP14EVAPO

Web : http://www.sermaoutillage.eu - **Email** : serma@sermaoutillage.eu - **Tél.** : 00 33 (0)3 27.30.12.31 - **Fax** : 00 33 (0)3 27.30.17.13



SERMA Fournitures Industrielles

M

DIN 371 / 376 Forme C H / 39° HSS-E (VAPO) Tol. ISO2/6H

TARIF page 16

3

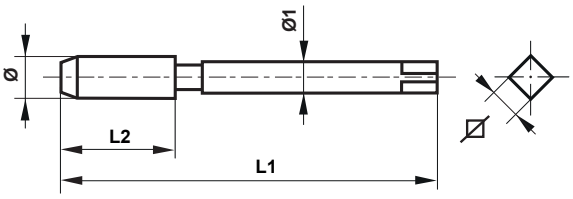

Tarauds machine bague COULEUR BLANCHE filetage métrique ISO DIN 13.
WHITE RING-machine taps metric ISO-thread DIN 13.
WEISSRING-maschinengewindebohrer metrisches ISO-Gewinde DIN 13.
Maschi a macchina con COLLARINO BIANCO filettatura metrica ISO DIN 13.
Macho máquina BANDA BLANCA rosca métrica ISO DIN 13.
Machos máquina com ANEL BRANCO rosca métrica ISO DIN 13.

Réf. : 40TM3DCH2M . . . EVAPO

DIN 371 Forme C H / 39° (H2) HSS-E (VAPO) Tol. ISO2/6H

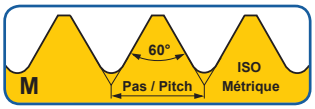

M	Ø mm	Pas	L1 mm	L2 mm	Ø1 mm	⌀ mm
3	3	x 0.50	56	6	3.5	2.7
4	4	x 0.70	63	7	4.5	3.4
5	5	x 0.80	70	8	6.0	4.9
6	6	x 1.00	80	10	6.0	4.9
8	8	x 1.25	90	14	8.0	6.2
10	**10**	**x 1.50**	**100**	**16**	**10.0**	**8.0**



Forme C
Hélice 39°
(H2)

3

Ex : commande
Taraud machine métrique H / 39° bague blanche DIN 371
M 10 x 1.50 HSS-E + VAPO
Réf : 40TM3DCH2M10EVAPO

Application HSS-E / VAPO
Matériaux INOXYDABLES,
à copeaux longs à 1000 N/mm²
Matériaux difficiles à usiner
Aciers au chrome fortement alliés
Surface: traitée par vaporisation
Pour trous borgnes

Application HSS-E / VAPO
Stainless Steel INOX long chipping
up to 1000 N/mm2
Abrasive material
Chrome-nickel alloys
Surface treatment: steam tempered
For blind holes

Anwendung HSS-E / VAPO
VA-Werkstoffe, langspanend
bis 1000 N/mm²
Schwer zerspanbare Werkstoffe
Hochlegierte Cr-Stähle
Oberfläche: vaporisiert
Für sacklöcher

Réf. : 50TM3DCH2M . . . EVAPO

DIN 376 Forme C H / 39° (H2) HSS-E (VAPO) Tol. ISO2/6H

M	Ø mm	Pas	L1 mm	L2 mm	Ø1 mm	⌀ mm
12	12	x 1.75	110	18	9.0	7.0
14	14	x 2.00	110	20	11.0	9.0
16	16	x 2.00	110	22	12.0	9.0
18	**18**	**x 2.50**	**125**	**25**	**14.0**	**11.0**
20	20	x 2.50	140	25	16.0	12.0



Forme C
Hélice 39°
(H2)

3

Ex : commande
Taraud machine métrique H / 39° bague blanche DIN 376
M 18 x 2.50 HSS-E + VAPO
Réf : 50TM3DCH2M18EVAPO

Applicazione HSS-E / VAPO
Acciaio inossidabile truciolo lungo
a 1.000 N/mm²
Materiali difficile da tagliare
Acciaio legato al Cr
Superficie: vaporizzato
Per fori ciechi

Aplicación HSS-E / VAPO
INOX Acero inoxidable mecanizado
largo hasta 1000 N/mm²
Materiales de dificil mecanizado
Aleaciones Cromo-Niquel
Superficies tratadas al vaporizado
Para agujeros ciegos

Réf. : SETM3DCH2M312EVAPO

SET	
M 3 - 12	M 3-4-5-6-8-10 (DIN 371) - M 12 (DIN 376)

Ex : commande Set de
7 tarauds machines métriques
H 39° bague blanche DIN 371/376
M 3 à M 12 HSS-E + VAPO
Réf : SETM3DCH2M312EVAPO

Aplicações HSS-E / VAPO
INOX Acero inoxidable mecanizado
largo hasta 1000 N/mm²
Materiales de dificil mecanizado
Aleaciones Cromo-Niquel
Superficies tratadas al vaporizado
Para furos cegos



MF

DIN 374

VAPO

DIN 374 Forme C H / 39° HSS-E (VAPO)

TARIF page 16

3

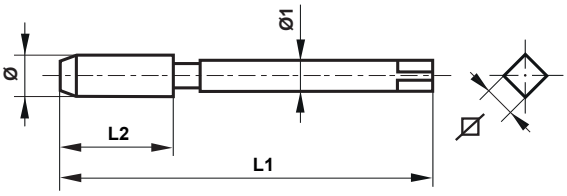

Tarauds machine bague COULEUR BLANCHE filetage métrique fin MF.
WHITE RING-machine taps metric fine thread MF.
WEISSRING-maschinengewindebohrer feines metrisches Gewinde MF.

Maschi a macchina con COLLARINO BIANCO filo metrico fine MF.
Macho máquina BANDA BLANCA hilo métrico fino MF
Machos máquina com ANEL BRANCO fio métrico fino MF.

Réf. : 45TM3DCH2MF_ _ EV

DIN 374 Forme C H / 39° (H2) HSS-E (VAPO)

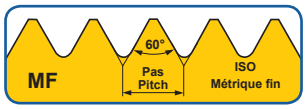

MF ----	Ø mm	Pas	L1 mm	L2 mm	Ø1 mm	⌀ mm
5050	5	x 0.50	70	5	3.5	2.7
6075	6	x 0.75	80	8	4.5	3.4
8075	8	x 0.75	80	8	6	4.9
8100	8	x 1.00	90	10	6	4.9
10100	10	x 1.00	90	10	7	5.5
10125	10	x 1.25	100	16	7	5.5
12125	12	x 1.25	100	15	9	7
12150	12	x 1.50	100	15	9	7
14150	14	x 1.50	100	15	11	9
16150	**16**	**x 1.50**	**100**	**15**	**12**	**9**
18150	18	x 1.50	110	17	14	11
20150	20	x 1.50	125	17	16	12

Forme C
Hélice 39°
(H2)

3



Application HSS-E / VAPO
Matériaux INOXYDABLES,
à copeaux longs à 1000 N/mm²
Matériaux difficiles à usiner
Aciers au chrome fortement alliés
Surface: traitée par vaporisation
Pour trous débouchants

Application HSS-E / VAPO
Stainless Steel (INOX),long chipping
up to 1000 N/mm²
Abrasive material
Chrome-nickel alloys
Surface treatment: steam tempered
For through holes

Anwendung HSS-E / VAPO
VA-Werkstoffe, langspanend
bis 1000 N/mm²
Schwer zerspanbare Werkstoffe
Hochlegierte Cr-Stähle
Oberfläche: vaporisiert
Für Durchgangslöcher

Applicazione HSS-E / VAPO
Acciaio inossidabile, truciolo lungo
a 1.000 N/mm²
Materiali difficile da tagliare
Acciaio legato al Cr
Superficie: vaporizzato
Per fori passanti

Aplicación HSS-E / VAPO
INOX (Acero inoxidable),
mecanizado largo hasta 1000 N/mm²
Materiales de difícil mecanizado
Aleaciones Cromo-Niquel
Superficies tratadas al vaporizado
Para agujeros pasantes

Aplicações HSS-E / VAPO
INOX (Acero inoxidable),
mecanizado largo hasta 1000 N/mm²
Materiales de difícil mecanizado
Aleaciones Cromo-Niquel
Superficies tratadas al vaporizado
Para agujeros pasantes

Comment commander.
How to order.
Wie bestellen.

Come ordinare
Como ordenar
Como encomendar

Ex : commande

Taraud machine métrique fin C H/39° DIN 374 bague blanche

MF 16 x 1.50 HSS-E + VAPO

Réf : 45TM3DCH2MF16150EV

Web : http://www.sermaoutillage.eu - **Email** : serma@sermaoutillage.eu - **Tél.** : 00 33 (0)3 27.30.12.31 - **Fax** : 00 33 (0)3 27.30.17.13



UNC

VAPO

DIN 371

DIN 376

UNF

DIN 371 / 376 Forme C H / 39° HSS-E (VAPO)

TARIF page 16

3

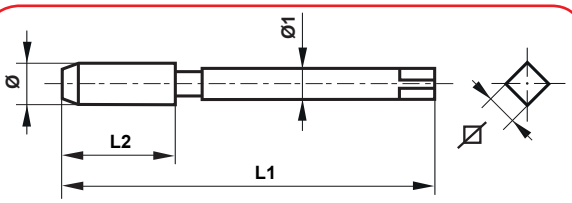

(UNC) Unified National Coarse
(UNF) Unified National Fine

Tarauds machine bague COULEUR BLANCHE filetage unifié UNC / UNF - VAPO.
WHITE RING-machine taps unified thread UNC / UNF - VAPO.
WEISSRING-maschinengewindebohrer UNC / UNF - VAPO.

Maschi a macchina con COLLARINO BIANCO filettatura unificata UNC / UNF - VAPO.
Macho máquina BANDA BLANC rosca unificada UNC / UNF - VAPO.
Machos máquina com ANEL BRANCO rosca unificada UNC / UNF - VAPO.

Réf. : 40TM3DCH2UNC_ _ EV

DIN 371 Forme C H / 39° (H2) HSS-E (VAPO)

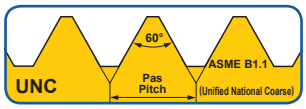

UNC ----	Ø mm	Pas	L1 mm	L2 mm	Ø1 mm	⌀ mm
DIN 371						
14	1/4	x 20	80	13	7	5.5
516	5/16	x 18	90	14	8	6.2
38	3/8	x 16	100	16	9	7

Ex : commande
Taraud machine C H/39° DIN 371
Filetage UNC bague blanche
UNC 5/16 x 18 HSS-E + VAPO
Réf : 40TM3DCH2UNC516EV

Application HSS-E / VAPO
Matériaux INOXYDABLES,
à copeaux longs à 1000 N/mm²
Matériaux difficiles à usiner
Aciers au chrome fortement alliés
Surface: traitée par vaporisation
Pour trous débouchants

Réf. : 50TM3DCH2UNC_ _ EV

DIN 376 Forme C H / 39° HSS-E (VAPO) (H2)

UNC ----	Ø mm	Pas	L1 mm	L2 mm	Ø1 mm	⌀ mm
DIN 376						
716	7/16	x 14	100	17	8	6.2
12	1/2	x 13	110	20	9	7

Forme C
Hélice 39°
(H2)

3

Ex : commande
Taraud machine C H/39° DIN 376
Filetage UNC bague blanche
UNC 1/2 x 13 HSS-E + VAPO
Réf : 50TM3DCH2UNC12EV

Application HSS-E / VAPO
Stainless Steel (INOX),
long chipping up to 1000 N/mm2
Abrasive material
Chrome-nickel alloys
Surface treatment: steam tempered
For through holes

Anwendung HSS-E / VAPO
VA-Werkstoffe, langspanend
bis 1000 N/mm²
Schwer zerspanbare Werkstoffe
Hochlegierte Cr-Stähle
Oberfläche: vaporisiert
Für Durchgangslöcher

Réf. : 40TM3DCH2UNF_ _ EV

DIN 371 Forme C H / 39° (H2) HSS-E (VAPO)

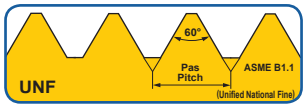

UNF ----	Ø mm	Pas	L1 mm	L2 mm	Ø1 mm	⌀ mm
DIN 371						
14	1/4	x 28	80	10	7	5.5
516	5/16	x 24	90	10	8	6.2
38	3/8	x 24	100	10	9	7

Ex : commande
Taraud machine C H/39° DIN 371
Filetage UNF bague blanche
UNF 5/16 x 24 HSS-E + VAPO
Réf : 40TM3DCH2UNF516EV

Applicazione HSS-E / VAPO
Acciaio inossidabile, truciolo lungo
a 1.000 N/mm²
Materiali difficile da tagliare
Acciaio legato al Cr
Superficie: vaporizzato
Per fori passanti

Aplicación HSS-E / VAPO
INOX (Acero inoxidable), mecanizado
largo hasta 1000 N/mm²
Materiales de difícil mecanizado
Aleaciones Cromo-Niquel
Superficies tratadas al vaporizado
Para agujeros pasantes

Réf. : 50TM3DCH2UNF_ _ EV

DIN 376 Forme C H / 39° (H2) HSS-E (VAPO)

UNF ----	Ø mm	Pas	L1 mm	L2 mm	Ø1 mm	⌀ mm
DIN 376						
716	7/16	x 20	100	13	8	6.2
12	1/2	x 20	100	13	9	7

Ex : commande
Taraud machine C H/39° DIN 376
Filetage UNF bague blanche
UNF 1/2 x 20 HSS-E + VAPO
Réf : 50TM3DCH2UNF12EV

Aplicações HSS-E / VAPO
INOX (Acero inoxidable),
mecanizado largo hasta 1000 N/mm²
Materiales de difícil mecanizado
Aleaciones Cromo-Niquel
Superficies tratadas al vaporizado
Para agujeros pasantes



G (BSP)

DIN 5156

VAPO

DIN 5156 Forme C H / 39° HSS-E (VAPO)

TARIF page 16

3

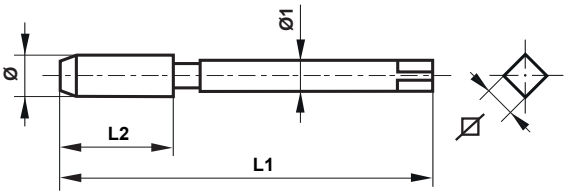

G (BSP) British Standard Pipe

Tarauds machine bague COULEUR BLANCHE filetage gaz DIN 5156.
WHITE RING-machine taps pipe-thread DIN 5156.
WEISSRING-maschinengewindebohrer rohrgewinde DIN 5156.

Maschi a macchina con COLLARINO BIANCO filettatura per tubi gas DIN 5156.
Macho máquina BANDA BLANCA rosca gas DIN5156.
Machos máquina com ANEL BRANCO rosca para tubo DIN 5156.

Réf. : 31TM3DCH2BSP_ _ EV

DIN 5156 Forme C H / 39° (H2) HSS-E (VAPO)

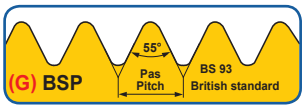

BSP ----	Ø mm	Pas	L1 mm	L2 mm	Ø1 mm	⌀ mm
18	1/8	x 28	90	20	7	5.5
14	1/4	x 19	100	22	11	9
38	3/8	x 19	100	22	12	9
12	1/2	x 14	125	25	16	12

Forme C
Hélice 39°
(H2)

3

Application HSS-E / VAPO
Matériaux INOXYDABLES,
à copeaux longs à 1000 N/mm²
Matériaux difficiles à usiner
Aciers au chrome fortement alliés
Surface: traitée par vaporisation
Pour trous débouchants

Application HSS-E / VAPO
Stainless Steel (INOX),long chipping
up to 1000 N/mm²
Abrasive material
Chrome-nickel alloys
Surface treatment: steam tempered
For through holes

Anwendung HSS-E / VAPO
VA-Werkstoffe, langspanend
bis 1000 N/mm²
Schwer zerspanbare Werkstoffe
Hochlegierte Cr-Stähle
Oberfläche: vaporisiert
Für Durchgangslöcher

Applicazione HSS-E / VAPO
Acciaio inossidabile, truciolo lungo
a 1.000 N/mm²
Materiali difficile da tagliare
Acciaio legato al Cr
Superficie: vaporizzato
Per fori passanti

Aplicación HSS-E / VAPO
INOX (Acero inoxidable),
mecanizado largo hasta 1000 N/mm²
Materiales de difícil mecanizado
Aleaciones Cromo-Niquel
Superficies tratadas al vaporizado
Para agujeros pasantes

Aplicações HSS-E / VAPO
INOX (Acero inoxidable),
mecanizado largo hasta 1000 N/mm²
Materiales de difícil mecanizado
Aleaciones Cromo-Niquel
Superficies tratadas al vaporizado
Para agujeros pasantes

Comment commander.
How to order.
Wie bestellen.

Come ordinare
Como ordenar
Como encomendar

Ex : commande
Taraud machine filetage BSP C H/39° bague blanche DIN 5156
BSP 1/4 x 19 HSS-E + VAPO
Réf : 31TM3DCH2BSP14EV

Web : http://www.sermaoutillage.eu - **Email** : serma@sermaoutillage.eu - **Tél.** : 00 33 (0)3 27.30.12.31 - **Fax** : 00 33 (0)3 27.30.17.13



M

NiT

DIN 371 / 376 Forme C HSS-E (Co5%) Tol. ISO2/6H

TARIF page 16

4

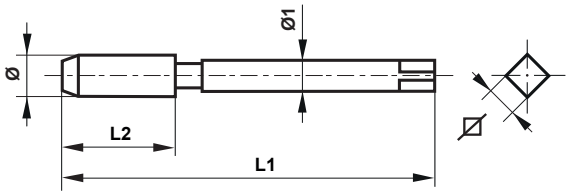

Surface: traitée par nitruration - (NiT)

Tarauds machine bague COULEUR NOIRE filetage métrique ISO DIN 13.
BLACK RING-machine taps metric ISO-thread DIN 13.
SCHWARZRING-maschinengewindebohrer metrisches ISO DIN 13.
Maschi a macchina con COLLARINO NERO filettatura metrica ISO DIN 13.
Macho máquina BANDA NEGRA métrica ISO-rosca DIN 13.
Machos máquina com ANEL PRETO rosca métrica ISO DIN 13.

Réf. : 40TM4DCM . . . ENITR

DIN 371 Forme C HSS-E (Nitr) Tol. ISO2/6H

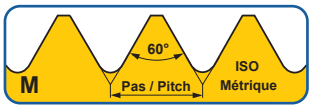

M	Ø mm	Pas	L1 mm	L2 mm	Ø1 mm	⌀ mm
3	3	x 0.50	56	11	3.5	2.7
4	4	x 0.70	63	13	4.5	3.4
5	5	x 0.80	70	16	6	4.9
6	6	x 1.00	80	19	6	4.9
8	8	x 1.25	90	22	8	6.2
10	10	x 1.50	100	24	10	8

Forme C 4

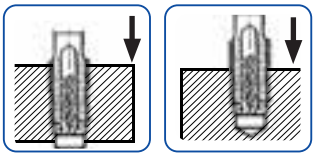

Ex : commande
Taraud machine DIN 371
filetage métrique bague noire
M 10 x 1.50 HSS-E + Nitr
Réf : 40TM4DCM10ENITR

Application HSS-E / Nitr
Fonte grise GG
Fonte à graphique sphéroïdal GGG
Alliages de magnésium
Surface : traitée par nitruration
Pour trous débouchants et trous borgnes

Application HSS-E / Nitr
Cast iron GG
Spheroidal cast iron GGG
Magnesium alloys
surface treatment nitrided
For through and blind holes

Anwendung HSS-E / Nitr
Grauguss GG
Sphäroguss GGG
Magnesiumlegierungen
Oberfläche : nitriert
Für Durchgangs- und Sacklöcher

Réf. : 50TM4DCM . . . ENITR

DIN 376 Forme C HSS-E (Nitr) Tol. ISO2/6H

M	Ø mm	Pas	L1 mm	L2 mm	Ø1 mm	⌀ mm
12	12	x 1.75	110	29	9	7
14	14	x 2.00	110	30	11	9
16	16	x 2.00	110	32	12	9
18	18	x 2.50	125	34	14	11
20	20	x 2.50	140	34	16	12

Forme C 4

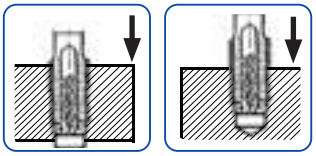

Ex : commande
Taraud machine DIN 376
filetage métrique bague noire
M 18 x 2.50 HSS-E + Nitr
Réf : 50TM4DCM18ENITR

Applicazione HSS-E / Nitr
Ghisa grigia GG
Ghisa sferoidale GGG
Leghe di magnesio
Superficie : nitrurata
Per fori passanti e ciechi

Aplicación HSS-E / Nitr
Fundición gris GG
Fundición esferolítica GGG
Aleaciones de magnesio
Superficies tratadas con nitruro
Para agujeros pasantes y ciegos

Réf. : SETTM4DC312ENITR

SET	
M 3 - 12	M 3-4-5-6-8-10 (DIN 371) - M 12 (DIN 376)

Ex : commande Set de
7 tarauds machine DIN 371/376
filetage métrique bague noire
M 3 à M 12 HSS-E + Nitr
Réf : SETTM4DCM312ENITR

Aplicações HSS-E / Nitr
Fundição cinzenta GG
Fundição esferoidal GGG
Ligas de magnésio
Superfície : nitrurado
Para furos passantes e cegos



M

DIN 371 / 376 Forme C H / 40° HSS-E (Co5%) Tol. ISO2/6H

TARIF page 16

5

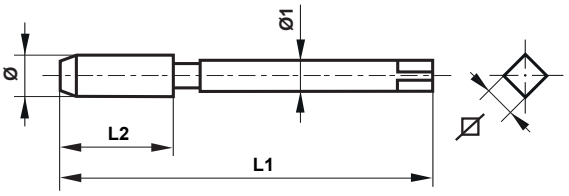

Tarauds machine bague COULEUR JAUNE filetage métrique ISO DIN 13.
YELLOW RING-machine taps metric ISO-thread DIN 13.
GELBRING-maschinengewindebohrer metrisches ISO DIN 13.

Maschi a macchina con COLLARINO GIALLO filettatura metrica ISO DIN 13.
Macho máquina BANDA AMARILLA métrica ISO-rosca DIN 13.
Machos máquina com ANEL AMARELO rosca métrica ISO DIN 13.

Réf. : 40TM5DCH3M _ _ _ E

DIN 371 Forme C H / 40° HSS-E (Co5%) Tol. ISO2/6H (H3)

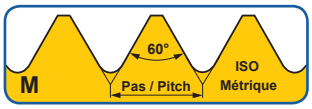

M	Ø mm	Pas	L1 mm	L2 mm	Ø1 mm	⌀ mm
3	3	x 0.50	56	6	3.5	2.7
4	4	x 0.70	63	7	4.5	3.4
5	5	x 0.80	70	8	6	4.9
6	6	x 1.00	80	10	6	4.9
8	8	x 1.25	90	14	8	6.2
10	**10**	**x 1.50**	**100**	**16**	**10**	**8**

Forme C
Hélice 40°
(H3)

5

Ex : commande
Taraud machine DIN 371
filetage métrique bague jaune
M 10 x 1.50 - H /40° HSS-E
Réf : 40TM5DCH3M10E

Application HSS-E
Aluminium à copeaux longs
Pour trous borgnes
Z : 2

Application HSS-E
Aluminium-alloys, long chipping
For blind holes
Z : 2

Anwendung HSS-E
Aluminium, langspanend
Für Sacklöcher
Z : 2

Réf. : 50TM5DCH3M _ _ _ E

DIN 376 Forme C H / 40° HSS-E (Co5%) Tol. ISO2/6H (H3)

M	Ø mm	Pas	L1 mm	L2 mm	Ø1 mm	⌀ mm
12	12	x 1.75	110	18	9	7
14	**14**	**x 2.00**	**110**	**20**	**11**	**9**
16	16	x 2.00	110	22	12	9

Forme C
Hélice 40°
(H3)

5

Ex : commande
Taraud machine DIN 376
filetage métrique bague jaune
M 14 x 2.00 - H /40° HSS-E
Réf : 50TM5DCH3M14E

Applicazione HSS-E
Alluminio, truciolo lungo
Per fori ciechi
Z : 2

Aplicación HSS-E
Aluminio, mecanizado largo
Para agujeros ciegos
Z : 2

Réf. : SETTM5DCH3M312E

SET	
M 3 - 12	M 3-4-5-6-8-10 (DIN 371) - M 12 (DIN 376)

Ex : commande Set de
7 tarauds machine DIN 371/376
filetage métrique bague jaune
M 3 à M 12 HSS-E
Réf : SETTM5DCH3M312E

Aplicações HSS-E
Alumínio, cavaco lungo
Para furos cegos
Z : 2

Web : http://www.sermaoutillage.eu - **Email** : serma@sermaoutillage.eu - **Tél.** : 00 33 (0)3 27.30.12.31 - **Fax** : 00 33 (0)3 27.30.17.13



M

DIN 371 / 376 Forme C HSS-E (Co5%) Tol. ISO2/6H

TARIF page 16

6

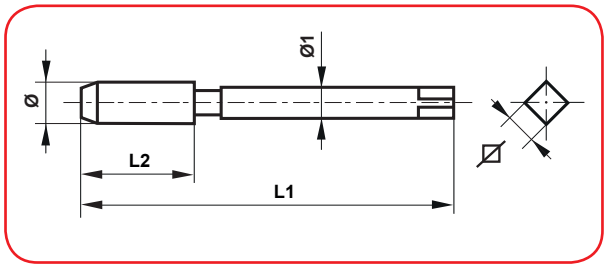

Tarauds machine bague COULEUR ORANGE filetage métrique ISO DIN 13.
ORANGE RING-machine taps metric ISO-thread DIN 13.
ORANGERING-maschinengewindebohrer metrisches ISO DIN 13.
Maschi a macchina con COLLARINO ARANCIONE filettatura metrica ISO DIN 13.
Macho máquina BANDA NARANJA métrica ISO-rosca DIN 13.
Machos máquina com ANEL LARANJA rosca métrica ISO DIN 13.

Réf. : 40TM6DCM . . . E

DIN 371 Forme C HSS-E (Co5%) Tol. ISO2/6H

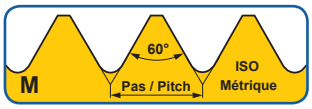

M	Ø mm	Pas	L1 mm	L2 mm	Ø1 mm	⊡ mm
3	3	x 0.50	56	11	3.5	2.7
4	4	x 0.70	63	13	4.5	3.4
5	5	x 0.80	70	16	6	4.9
6	6	x 1.00	80	19	6	4.9
8	8	x 1.25	90	22	8	6.2
10	10	x 1.50	100	24	10	8

Forme C 6

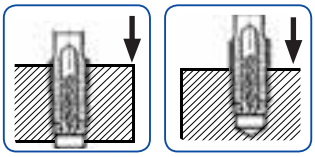

Ex : commande
Taraud machine DIN 371
filetage métrique bague orange
M 10 x 1.50 HSS-E
Réf : 40TM6DCM10E

Application HSS-E
Ms
Laiton à copeaux courts
Pour trous débouchants
et trous borgnes

Application HSS-E
Ms
Brass, short chipping
For through
and blind holes

Anwendung HSS-E
Ms
Messing, kurzspanend
Für Durchgangs
und Sacklöcher

Réf. : 50TM6DCM . . . E

DIN 376 Forme C HSS-E (Co5%) Tol. ISO2/6H

M	Ø mm	Pas	L1 mm	L2 mm	Ø1 mm	⊡ mm
12	12	x 1.75	110	29	9	7
14	14	x 2.00	110	30	11	9
16	16	x 2.00	110	32	12	9

Forme C 6

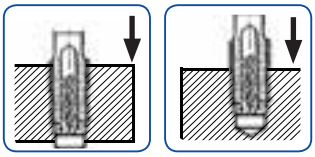

Ex : commande
Taraud machine DIN 376
filetage métrique bague orange
M 14 x 2.00 HSS-E
Réf : 50TM6DCM14E

Applicazione HSS-E
Ms
Ottone, truciolo corto
Per fori passanti e ciechi

Aplicación HSS-E
Ms
Latón, mecanizado corto
Para agujeros pasantes
y ciegos

Réf. : SETTM6DCM312E

SET	
M 3 - 12	M 3-4-5-6-8-10 (DIN 371) - M 12 (DIN 376)

Ex : commande Set de
7 tarauds machine DIN 371/376
filetage métrique bague orange
M 3 à M 12 HSS-E
Réf : SETTM6DCM312E

Aplicações HSS-E
MS
Latão, cavaco curto
Para furos passantes
e cegos



M

DIN 371

DIN 371 | Forme A | HSS-E (Co5%) | Tol. ISO2/6H

TARIF page 16

7

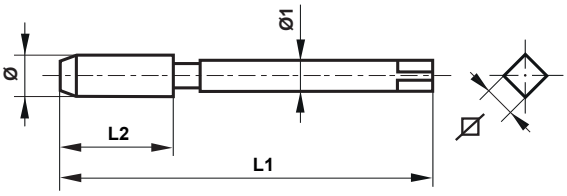

Tarauds machine bague COULEUR ROUGE filetage métrique ISO DIN 13.
RED RING-machine taps metric ISO-thread DIN 13.
ROTRING-maschinengewindebohrer metrisches ISO DIN 13.

Maschi a macchina con COLLARINO ROSSO filettatura metrica ISO DIN 13.
Macho máquina BANDA ROJA métrica ISO-rosca DIN 13.
Machos máquina com ANEL VERMELHO rosca métrica ISO DIN 13.

Réf. : 40TM7DAM _ _ _ E

DIN 371 | Forme A | HSS-E (Co5%) | Tol. ISO2/6H

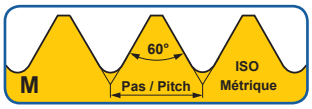

M ----	Ø mm	Pas	L1 mm	L2 mm	Ø1 mm	⌀ mm
4	4 x	0.7	63	9	4.5	3.4
5	5 x	0.8	70	11	6.0	4.9
6	6 x	1.0	80	13	6.0	4.9
8	**8 x**	**1.25**	**90**	**15**	**8.0**	**6.2**
10	10 x	1.5	100	16	10.0	8.0

Forme A

7

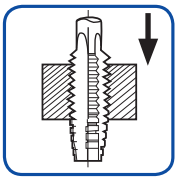

Application — HSS-E

Matériaux résistance supérieure à 1200 N/mm²
Copeaux très courts
Pour trous débouchants
Grâce à leur exécution particulièrement robuste
et au profil spécial des goujures
ces tarauds conviennent pour des applications difficiles.
L'entrée de forme A est une entrée courte supplémentaire
facilitent l'usinage.

Application — HSS-E

Material from 1200 N/mm²
Short-chipping
For through holes.
Due to the extremely robust execution
and the special profile of the flutes
These taps are suitable for extreme applications.
The lead form A and an additional short lead
make working easier.

Anwendung — HSS-E

Kurzspanende Werkstoffe ab 1200 N/mm²
Für Durchgangs
Durch die besonders robuste Ausführung
und das spezielle Nutenprofil ist dieser Gewindebohrer
für extreme Anwendungen geeignet.
Der Anschnitt form A und ein zusätzlicher kurzer
Anschnitt erleichtern die Bearbeitung.

Applicazione — HSS-E

Materiali di resistenza superiore di 1.200 N/mm²
Con trucioli corti
Per fori passanti
Grazie alla loro esecuzione particolarmente robusta
e il speciale profilo delle scanalature
Questi maschi sono adatti per applicazioni estreme.
L'imbocco a forma A e un aggiuntivo imbocco corto
facilitano la lavorazione.

Aplicación — HSS-E

Materiales de más de 1200 N/mm²
Virutas muy cortos
Para agujeros pasantes
Gracias a su ejecución y el especial perfil de la faja
estos Torneiras máquina son adecuados
para aplicaciones extremas.
La entrada en forma A, es una entrada extra corta
le hace trabajar más facilmente.

Aplicações — HSS-E

Materiais de resistência superior para 1.200 N/mm²
Para furos passantes
Graças a sua robustez e a seu perfil especial de canal
estas macho são adequadas para utilizações extremas.
A entrada forma A e um chanfro adicional mais curto
facilitam o processamento.

Comment commander.
How to order.
Wie bestellen.

Come ordinare
Como ordenar
Como encomendar

Ex : commande

Taraud machine filetage métrique — DIN 371 bague rouge

M 8 x 1.25 — HSS-E

Réf : 40TM7DAM8E

Web : http://www.sermaoutillage.eu - **Email** : serma@sermaoutillage.eu - **Tél.** : 00 33 (0)3 27.30.12.31 - **Fax** : 00 33 (0)3 27.30.17.13

2 BOX 1

SERMA Fournitures Industrielles

M DIN 371 — DIN 376

DIN 371/376 Forme B HSS-E (Co5%) Tol. ISO2/6H

TARIF page 17

1

M DIN 371 — DIN 376

DIN 371/376 Forme C H / 35° HSS-E (Co5%) Tol. ISO2/6H

- 2 Box foret + taraud machine bague VERTE filetage métrique ISO DIN 13.
- 2 Box twist drill + machine tap GREEN RING metric ISO-thread DIN 13.
- 2 Box spiralbohrer + maschinengewindebohrer, metrisches ISO-gewinde DIN 13, GRÜNRING.
- 2 Box punta + maschio a macchina COLLARINO VERDE filettatura metrica ISO DIN 13.
- 2 Box broca + macho máquina BANDA VERDE rosca métrica ISO-DIN 13.
- 2 Box broca + machos máquina ANEL VERDE rosca métrica ISO DIN 13.

Réf. : 2BOX1FTDBM . . E

DIN 371 DIN 376 — Forme B — HSS-E (Co5%) — Tol. ISO2/6H

M ----	Ø mm		Pas		
3	3	x	0.50	2.5 mm	DIN 371
4	4	x	0.70	3.3 mm	DIN 371
5	5	x	0.80	4.2 mm	DIN 371
6	6	x	1.00	5 mm	DIN 371
8	8	x	1.25	6.8 mm	DIN 371
10	10	x	1.50	8.5 mm	DIN 371
12	12	x	1.75	10.2 mm	DIN 376
14	14	x	2.00	12 mm	DIN 376
16	16	x	2.00	14 mm	DIN 376

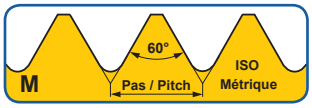

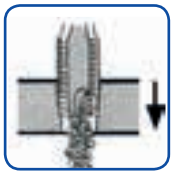

Forme B entrée GUN

1

Ex : commande 2 Box
1 foret + 1 taraud HSS-E
M 4 x 0.70 bague verte
Réf : 2BOX1FTDBM4E

Réf. : 2BOX1FTDCH2M . . E

DIN 371 DIN 376 — Forme C H / 39° (H2) — HSS-E (VAPO) — Tol. ISO2/6H

M ----	Ø mm		Pas		
3	3	x	0.50	2.5 mm	DIN 371
4	4	x	0.70	3.3 mm	DIN 371
5	5	x	0.80	4.2 mm	DIN 371
6	6	x	1.00	5 mm	DIN 371
8	8	x	1.25	6.8 mm	DIN 371
10	10	x	1.50	8.5 mm	DIN 371
12	12	x	1.75	10.2 mm	DIN 376
14	14	x	2.00	12 mm	DIN 376
16	16	x	2.00	14 mm	DIN 376



Forme C Hélice 39° (H2)

1

Ex : commande 2 Box
1 foret + 1 taraud machine H/39°
M 14 x 2.00 HSS-E
Réf : 2BOX1FTDCH2M14E

Application HSS-E
Utilisation générale
Matériaux faciles à usiner à 1000 N/mm²
Aciers non alliés ou faiblement alliés
Fonte malléable et alliages de zinc
Forme B : pour trous débouchants
Forme C H/35°pour trous borgnes
Forets DIN 338 HSS-CO

Application HSS-E
For general use
Non abrasive material up to 1000 N/mm²
Unalloyed and low alloyed steel
Malleable cast iron and zinc alloys
Form B : spiral Point for through holes
Form C H/35° spiral Flute for blind holes
HSS-CO Twist Drills DIN 338

Anwendung HSS-E
Für allgemeinen Einsatz
Gut zerspanbare Werkstoffe bis 1000 N/mm²
Unlegierte und niedriglegierte Stähle
Temperguss und Zinklegierungen
Form B: für Durchgangslöcher
Form C H/35° für Sacklöcher
HSS-CO Spiralbohrer DIN 338

Applicazione HSS-E
Per uso universale
Materiali buona truciodibilità fino a 1000 N/mm²
Acciaio non legati e scarsamente legati
Ghisa malleabile e leghe forgiate
Forma B per fori passanti
Forma C H/35° per fori ciechi
Punte DIN 338 HSS-Co

Aplicación HSS-E
Para uso general
Materiales de buena mecanización hasta 1.000 N/mm²
Aceros no aleados y de baja aleación
Fundición maleable y aleaciones de cinc
Forma B pasantes
Forma C H/35° para agujeros ciegos
Broca DIN 338 HSS-CO

Aplicações HSS-E
Para uso geral
Materiais de bom usinar até 1.000 N/mm²
Aços não ligados e aço fracamente
Ferro fundido e ligas de zinco
Forma B para furos passantes
Forma C H/ 35° canal helicoidal para furos cegos
HSS-Co broca DIN 338

2 BOX 2

SERMA Fournitures Industrielles

M DIN 371 — DIN 376

DIN 371/376 Forme B HSS-E (Co5%) Tol. ISO2/6H

TARIF page 17

2

M DIN 371 — DIN 376

DIN 371/376 Forme C H / 35° HSS-E (Co5%) Tol. ISO2/6H

- 2 Box foret + taraud machine bague BLEUE filetage métrique ISO DIN 13.
- 2 Box twist drill + machine tap BLUE RING metric ISO-thread DIN 13.
- 2 Box spiralbohrer + maschinengewindebohrer, metrisches ISO-gewinde DIN 13, BLAURING.
- 2 Box punta + maschio a macchina COLLARINO BLU filettatura metrica ISO DIN 13.
- 2 Box broca + macho máquina BANDA AZUL rosca métrica ISO-DIN 13.
- 2 Box broca + machos máquina ANEL AZUL rosca métrica ISO DIN 13.

Réf. : 2BOX2FTDBM _ _ E

DIN 371 / DIN 376 — Forme **B** — HSS-E (Co5%) — Tol. ISO2/6H

M ----	Ø mm		Pas		
3	3	x	0.50	2.5 mm	DIN 371
4	**4**	**x**	**0.70**	**3.3 mm**	**DIN 371**
5	5	x	0.80	4.2 mm	DIN 371
6	6	x	1.00	5 mm	DIN 371
8	8	x	1.25	6.8 mm	DIN 371
10	10	x	1.50	8.5 mm	DIN 371
12	12	x	1.75	10.2 mm	DIN 376
14	14	x	2.00	12 mm	DIN 376
16	16	x	2.00	14 mm	DIN 376

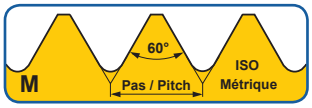

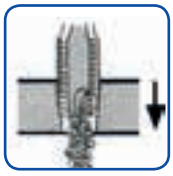

Forme **B** entrée GUN

2

Ex : commande 2 Box
1 foret + 1 taraud HSS-E
M 4 x 0.70 bague bleue
Réf : 2BOX2FTDBM4E

Réf. : 2BOX2FTDCH2M _ _ E

DIN 371 / DIN 376 — Forme **C** H / 39° (H2) — HSS-E (VAPO) — Tol. ISO2/6H

M ----	Ø mm		Pas		
3	3	x	0.50	2.5 mm	DIN 371
4	4	x	0.70	3.3 mm	DIN 371
5	5	x	0.80	4.2 mm	DIN 371
6	6	x	1.00	5 mm	DIN 371
8	8	x	1.25	6.8 mm	DIN 371
10	10	x	1.50	8.5 mm	DIN 371
12	12	x	1.75	10.2 mm	DIN 376
14	**14**	**x**	**2.00**	**12 mm**	**DIN 376**
16	16	x	2.00	14 mm	DIN 376



Forme **C** Hélice 39° (H2)

2

Ex : commande 2 Box
1 foret + 1 taraud H/39° HSS-E
M 14 x 2.00 bague bleue
Réf : 2BOX2FTDCH2M14E

Application HSS-E
Utilisation générale
Aciers 1200 N/mm²
Aciers fortement alliés
Matériaux à copeaux courts
Aciers inoxydables à copeaux courts
Aciers alliés à outils
Forme B : pour trous débouchants
Forme C : H / 35° : pour trous borgnes
Forets DIN 338 HSS-CO
Affutage en croix

Application HSS-E
For general use
Steel up to 1200 N/mm²
High alloy steel
Short chipping material
Short chipping stainless steel
Alloy tool steel
Form B : for through holes
Form C H / 35° : for blind holes
HSS-CO Twist Drills DIN 338
Split Point

Anwendung HSS-E
Für allgemeinen Einsatz
Stähle bis 1200 N/mm²
Hochlegierte Stähle
Zähe, kurzspanende Werkstoffe
Kurzspanende rostfreie Stähle
Legierte Werkzeugstähle
Form B : für Durchgangslöcher
Form C : H / 35° für Sacklöcher
HSS-CO Spiralbohrer DIN 338
Kreuzanschliff

Applicazione HSS-E
Per uso universale
Acciaio a 1200 N/mm²
Acciai di alto lega
Materiali con trucioli corti
Acciai inossidabile con trucioli corti
Acciai legati a utensili
Forma B per fori passanti
Forma C : H / 35° per fori ciechi
Punte DIN 338 HSS-Co
Affilatura a croce

Aplicación HSS-E
Para uso general
Aceros hasta 1.200 N/mm²
Aceros altamente aleados
Materiales tenaces, viruta corta
Aceros inoxidable, viruta corta
Aceros aleados para herramientas
Forma B : para agujeros pasantes
Forma C : H / 35°para agujeros ciegos
Broca DIN 338 HSS-CO
Afilado en cruz

Aplicações HSS-E
Para uso geral
Aços até 1.200 N/mm²
Aços de alta liga
Materiais fichas curtas
Aço inoxidável com fichas curtas
Aço para ferramentas ligados
Forma B : para furos passantes
Forma C : H / 35° para furos cegos
HSS-Co broca DIN 338
Afiação em cruz

Web : http://www.sermaoutillage.eu - **Email** : serma@sermaoutillage.eu - **Tél.** : 00 33 (0)3 27.30.12.31 - **Fax** : 00 33 (0)3 27.30.17.13

2 BOX 3

SERMA Fournitures Industrielles

M DIN 371 — DIN 376

DIN 371/376 Forme B HSS-E (Co5%) Tol. ISO2/6H

TARIF page 17

3

M DIN 371 — DIN 376

DIN 371/376 Forme C H / 35° HSS-E (Co5%) Tol. ISO2/6H

- 2 Box foret + taraud machine bague BLANCHE filetage métrique ISO DIN 13.
- 2 Box twist drill + machine tap WHITE RING metric ISO-thread DIN 13.
- 2 Box spiralbohrer + maschinengewindebohrer, metrisches ISO-gewinde DIN 13, WEISSRING.
- 2 Box punta + maschio a macchina COLLARINO BIANCO filettatura metrica ISO DIN 13.
- 2 Box broca + macho máquina BANDA BLANCA rosca métrica ISO-DIN 13.
- 2 Box broca + machos máquina ANEL BRANCO rosca métrica ISO DIN 13.

Réf. : 2BOX3FTDBM _ _ EVAPO

DIN 371 / DIN 376 — Forme **B** — HSS-E (VAPO) — Tol. ISO2/6H

M ----	Ø mm		Pas		
3	3	x	0.50	2.5 mm	DIN 371
4	**4**	**x**	**0.70**	**3.3 mm**	**DIN 371**
5	5	x	0.80	4.2 mm	DIN 371
6	6	x	1.00	5 mm	DIN 371
8	8	x	1.25	6.8 mm	DIN 371
10	10	x	1.50	8.5 mm	DIN 371
12	12	x	1.75	10.2 mm	DIN 376
14	14	x	2.00	12 mm	DIN 376
16	16	x	2.00	14 mm	DIN 376

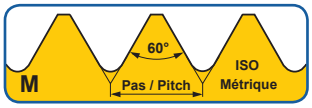

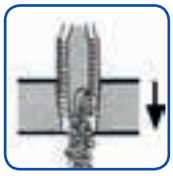

Forme **B** entrée GUN

3

Ex : commande 2 Box
1 foret + 1 taraud HSS-E
M 4 x 0.70 bague blanche
Réf : 2BOX3FTDBM4EVAPO

Application HSS-E / VAPO
Matériaux INOXYDABLES
Aciers jusqu'à 1000 N/mm²
Aciers inox copeaux longs
Aciers réfractaires copeaux longs
Matériaux difficiles à usiner
Forme B : pour trous débouchants
Forme C : H / 35° pour trous borgnes
Surface : traitée par vaporisation
Forets DIN 338 HSS-E
affutage en croix

Application HSS-E / VAPO
Stainless Steel INOX up to 1000 N/mm²
Long chipping, steel Inox
Long chipping, heat resistant steel
Abrasive material
Form B : for through holes
Forme C : H / 35° for blind holes
Surface treatment : steam tempered
HSS-E Twist Drills DIN 338
Split Point

Anwendung HSS-E / VAPO
VA-Werkstoffe
Langspanend bis 1000 N/mm²
Langspanende hitzebeständige Stähle
Schwer zerspanbare Werkstoffe
Form B : für Durchgangslöcher
Form C : H / 35° für Sacklöcher
Oberfläche: vaporisiert
HSS-CO Spiralbohrer DIN 338
Kreuzanschliff

Réf. : 2BOX3FTCH2M _ _ EVAPO

DIN 371 / DIN 376 — Forme **C** H / 39° (H2) — HSS-E (VAPO) — Tol. ISO2/6H

M ----	Ø mm		Pas		
3	3	x	0.50	2.5 mm	DIN 371
4	4	x	0.70	3.3 mm	DIN 371
5	5	x	0.80	4.2 mm	DIN 371
6	6	x	1.00	5 mm	DIN 371
8	8	x	1.25	6.8 mm	DIN 371
10	10	x	1.50	8.5 mm	DIN 371
12	12	x	1.75	10.2 mm	DIN 376
14	**14**	**x**	**2.00**	**12 mm**	**DIN 376**
16	16	x	2.00	14 mm	DIN 376



Forme **C** Hélice 39° (H2)

3

Ex : commande 2 Box
1 foret + 1 taraud H/39° HSS-E
M 14 x 2.00 bague blanche
Réf : 2BOX3FTCH2M14EVAPO

Applicazione HSS-E / VAPO
Acciai inossidabile a 1000 N/mm²
Acciai inossidabile trucioli lungi
Acciaio resistente al calore trucioli lungi
Materiali difficile da tagliare
Forma B : per fori passanti
Forma C : H / 35° per fori ciechi
Superficie: vaporizzato
Punte DIN 338 HSS-E
affilatura a croce

Aplicación HSS-E / VAPO
Acero inoxidable hasta 1.000 N/mm²
Acero inoxidable viruta larga
Aceros resistantes al calor, viruta larga
Materiales de difícil mecanizado
Superficies tratadas al vaporizado
Forma B : para agujeros pasantes
Forma C : H / 35° para agujeros ciegos
Broca DIN 338 HSS-E
afilado en cruz

Aplicações HSS-E / VAPO
Aço inoxidável até 1.000 N/mm²
Aço inoxidável fichas longo
Aço resistente ao calor, fichas longo
Materiais de difícil usinar
Forma B : para furos passantes
Forma C : H / 35° para furos cegos
superfícies : pulverizadas
HSS-E broca DIN 338
Afiação em cruz



Web : http://www.sermaoutillage.eu - **Email** : serma@sermaoutillage.eu - **Tél.** : 00 33 (0)3 27.30.12.31 - **Fax** : 00 33 (0)3 27.30.17.13

TARAUDS MACHINE À REFOULER.
FLUTELESS MACHINE TAPS.
MASCHINEN-GEWINDEFORMER.
MASCHI A RULLARE.
MACHO MÁQUINA PARA LAMINACIÓN.
MACHOS LAMINADORES.

P212 P214 P216 P218
P213 P215 P217 P219
Défauts constatés P220
Origines / Remèdes P221

Tarauds machine à refouler avec et sans rainures de lubrification filetage métrique ISO DIN 13, **HSS-E, Brillant.**

Fluteless Machine Taps (Forming Taps) with and without Oil Groove. metric ISO-thread DIN 13, **HSS-E, Bright.**

Maschinen-Gewindeformer ohne schmiernut / mit schmiernut metrisches ISO-Gewinde DIN 13, **HSS-E, Blank.**

Maschi a rullare senza e con canali di Lubrificazione filettatura metrica ISO DIN 13, **HSS-E, Lucido.**

Macho Máquina para Laminación sin y con ranuras de lubricaciónmé-trica ISO-rosca DIN 13, **HSS-E, Brillante.**

Machos laminadores sem y com ranhuras de lubrificação rosca métrica ISO DIN 13, **HSS-E, Brilhante.**

P222 P223 M

P228 P229 M +

Tarauds machine à refouler avec et sans rainures de lubrification filetage métrique ISO DIN 13, **HSS-E, VAPO.**

Fluteless Machine Taps (Forming Taps) with and without Oil Groove. metric ISO-thread DIN 13, **HSS-E, VAPO.**

Maschinen-Gewindeformer ohne schmiernut / mit schmiernut metrisches ISO-Gewinde DIN 13, **HSS-E, VAPO.**

Maschi a rullare senza e con canali di Lubrificazione filettatura metrica ISO DIN 13, **HSS-E, VAPO.**

Macho Máquina para Laminación sin y con ranuras de lubricaciónmé-trica ISO-rosca DIN 13, **HSS-E, VAPO.**

Machos laminadores sem y com ranhuras de lubrificação rosca métrica ISO DIN 13, **HSS-E, VAPO.**

P224 M

P225 M

Tarauds machine à refouler avec et sans rainures de lubrification filetage métrique ISO DIN 13, **HSS-E, TiN.**

Fluteless Machine Taps (Forming Taps) with and without Oil Groove. metric ISO-thread DIN 13, **HSS-E, TiN.**

Maschinen-Gewindeformer ohne schmiernut / mit schmiernut metrisches ISO-Gewinde DIN 13, **HSS-E, TiN.**

Maschi a rullare senza e con canali di Lubrificazione filettatura metrica ISO DIN 13, **HSS-E, TiN.**

Macho Máquina para Laminación sin y con ranuras de lubricació métrica ISO-rosca DIN 13, **HSS-E, TiN.**

Machos laminadores sem y com ranhuras de lubrificação rosca métrica ISO DIN 13, **HSS-E, TiN.**



P226 M

P227 M



Tarauds machine à refouler
sans rainures de lubrification.

Fluteless machine taps forming taps
without Oil Groove.

Maschinen-gewindeformer
ohne schmiernut.

Maschi a rullare
senza canali di lubrificazione.

Macho máquina para laminación
sin ranuras de lubricaciónmétrica.

Machos laminadores
sem ranhuras de lubrificação.

Tarauds machine à refouler
avec rainures de lubrification filetage.

Fluteless machine taps forming taps
with Oil Groove.

Maschinen-gewindeformer
mit schmiernut.

Maschi a rullare
con canali di lubrificazione.

Macho máquina para laminación
con ranuras de lubricación.

Machos laminadores
com ranhuras de lubrificação.

Pointe - centre externe.

Point - external center.

Spitze - externes Zentrum.

Punta - centro esterno.

Punta - centro externo.

Pico - centro externo.

Web : http://www.sermaoutillage.eu - **Email** : serma@sermaoutillage.eu - **Tél.** : 00 33 (0)3 27.30.12.31 - **Fax** : 00 33 (0)3 27.30.17.13



Métaux non ferreux facilement déformables.
Nonferrous metal of good ductility.
Nichteisenmetalle guter Verformbarkeit.
Materiali non ferrosi con buona deformabilità.
Metales no férreos de buena ductilidametais.
Metais não ferrosos com boa deformação.

Tarauds machine à refouler avec et sans rainures de lubrification filetage métrique ISO DIN 13 **HSS-E, Brillant.**

Fluteless machine taps (forming taps) with and without oil groove. metric ISO-thread DIN 13 **HSS-E, Bright.**

Maschinen-gewindeformer ohne schmiernut / mit schmiernut metrisches ISO-Gewinde DIN 13 **HSS-E, Blank.**

Maschi a rullare senza e con canali di Lubrificazione filettatura metrica ISO DIN 13 **HSS-E, Lucido.**

Macho máquina para laminación sin y con ranuras de lubricaciónmétrica ISO-rosca DIN 13 **HSS-E, Brillante.**

Machos laminadores sem y com ranhuras de lubrificação rosca métrica ISO DIN 13 **HSS-E, Brilhante.**

Brillant

Bright

Blank

Lucido

Brillante

Brilhante



P222 P223
P228 P229

Aciers jusqu'à environ 700 N/mm².
Steel up to approx. 700 N/mm².
Stahlwerkstoffe bis 700 N/mm².
Acciaio a circa 700 N/mm².
Materiales de acero hasta 700 N/mm².
Aços até 700 N/mm².

Tarauds machine à refouler avec et sans rainures de lubrification filetage métrique ISO DIN 13 **HSS-E, VAPO.**

Fluteless machine taps (forming taps) with and without oil groove. metric ISO-thread DIN 13 **HSS-E, VAPO.**

Maschinen-gewindeformer ohne schmiernut / mit schmiernut metrisches ISO-gewinde DIN 13 **HSS-E, VAPO.**

Maschi a rullare senza e con canali di Lubrificazione filettatura metrica ISO DIN 13 **HSS-E, VAPO.**

Macho máquina para laminación sin y con ranuras de lubricaciónmé-trica ISO-rosca DIN 13 **HSS-E, VAPO.**

Machos laminadores sem y com ranhuras de lubrificação rosca métrica ISO DIN 13 **HSS-E, VAPO.**

VAPO

VAPO

VAPO

VAPO

VAPO

VAPO

P224 P225

Aciers jusqu'à environ 900 N/mm².
Steel up to approx. 900 N/mm².
Stahlwerkstoffe bis 900 N/mm².
Acciaio a circa 900 N/mm².
Materiales de acero hasta 900 N/mm².
Aços até 900 N/mm².

Tarauds machine à refouler avec et sans rainures de lubrification filetage métrique ISO DIN 13 **HSS-E, TiN.**

Fluteless machine taps (forming taps) with and without Oil Groove. metric ISO-thread DIN 13 **HSS-E, TiN.**

Maschinen-gewindeformer ohne schmiernut / mit schmiernut metrisches ISO-gewinde DIN 13 **HSS-E, TiN.**

Maschi a rullare senza e con canali di Lubrificazione filettatura metrica ISO DIN 13 **HSS-E, TiN.**

Macho máquina para laminación sin y con ranuras de lubricació métrica ISO-rosca DIN 13 **HSS-E, TiN.**

Machos laminadores sem y com ranhuras de lubrificação rosca métrica ISO DIN 13 **HSS-E, TiN.**

TiN

TiN

TiN

TiN

TiN

TiN

P226 P227



Taraudage avec taraud à refouler.
Tapping with fluteless machine taps.
Gewinde mite maschinen-gewindeformer.

Maschiatura con maschi a rullare.
Roscado con machos máquina para laminación.
Roscagem con machos laminadores.

Taraud normal.
Normal tap.
Normales Tippen.
Maschio normale.
Matchos normal.
Matchos normal.



Taraud à refouler.
Fluteless tap.
Gewindeformer.
Maschio a rullare.
Matchos para laminación.
Matchos para laminadores.

Réalisation du filetage par coupe.

Avec copeaux

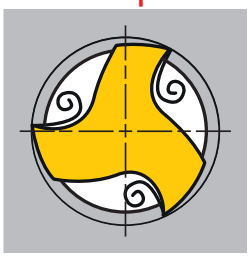

With chips

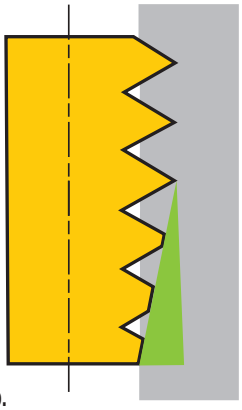

Thread production by cutting tap.

Réalisation du filetage par refoulement.

Sans copeaux

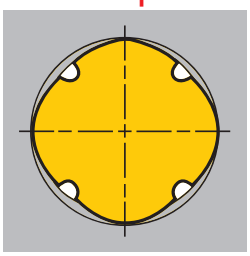

Without chips

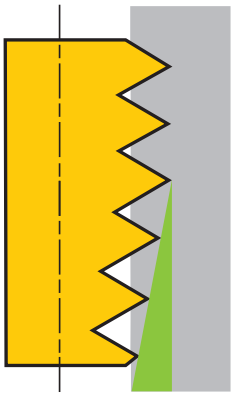

Thread production by forming tap.

Structure fibres coupées par usinage.
Fiber structure by cutting.
Faserverlauf beim gewindeschneiden.
Andamento delle fibre tagliati.
Estructura de fibra del roscado por corte.
Estrutura da fibra por corte.



Structure fibres formées par refoulement.
Fiber structure by forming
Faserverlauf beim gewindeformer.
Andamento delle fibre rullati.
Estructura de fibra del roscado por laminación.
Estrutura da fibra da laminação.



Web : http://www.sermaoutillage.eu - **Email** : serma@sermaoutillage.eu - **Tél.** : 00 33 (0)3 27.30.12.31 - **Fax** : 00 33 (0)3 27.30.17.13



Taraudage avec taraud à refouler.
Tapping with fluteless machine taps.
Gewinde mite maschinen-gewindeformer.

Maschiatura con maschi a rullare.
Roscado con machos máquina para laminación.
Roscagem con machos laminadores.

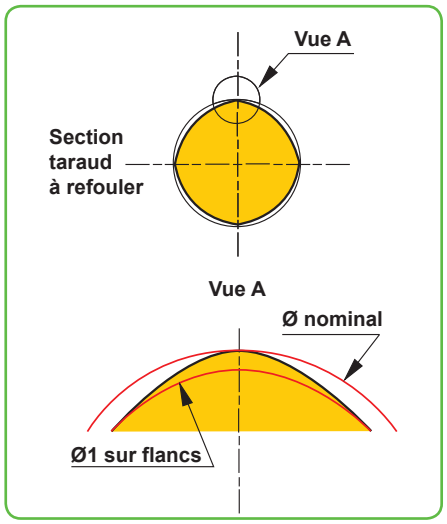

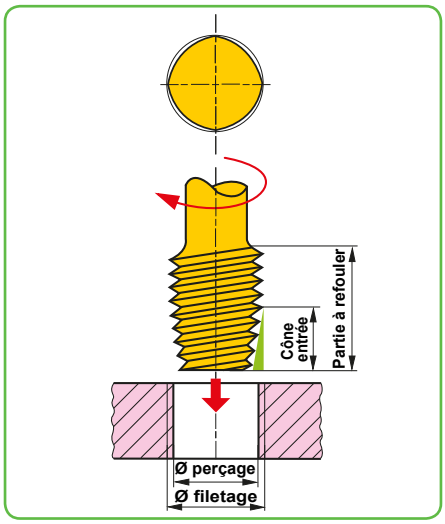

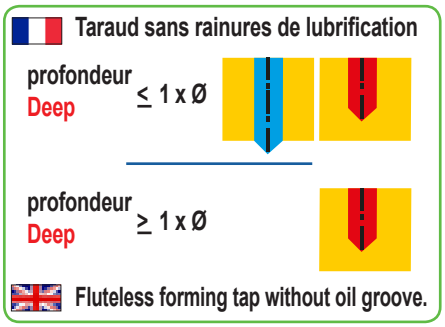

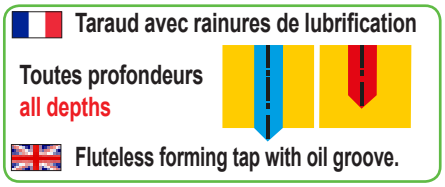

Avantages des tarauds à refouler

- Usinage sans copeaux.
- Un seul outil exécution filetage. trous borgnes / passants.
- Possibilité de déformer une vaste gamme de matériaux ductiles.
- Filetage plus résistant (fibres non coupées).
- Meilleur état de surface du filetage.
- Vitesse de rotation plus élevée.
- Peu de casse d'outils.

Benefit of fluteless forming taps

- No removal of chip.
- One tool for thread execution. throught holes / blind holes.
- Ability to deform a large range of materials ductile.
- Thread stronger (uncut fibers more resistant).
- Better surface of the thread.
- higher possible cutting speed.
- high security against fracture.

Réalisation du filetage par refoulement.
Thread production by forming.
Gewindeherstellung durch gewindeformer.
Realizzazione di filetti rullati.
Realización de roscado por laminación.
Realização roscado por laminação.

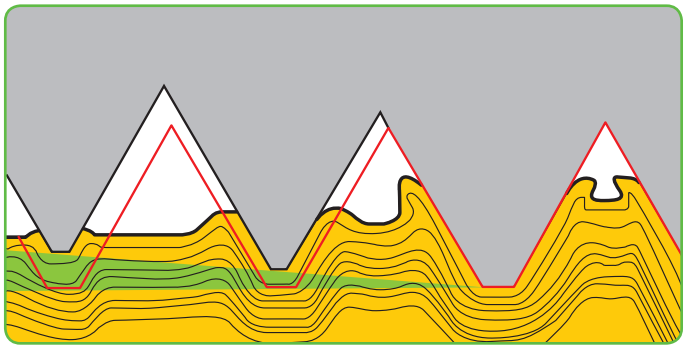



Produits de lubrification et de refroidissement pour taraudage par déformation.

lubrificatrion products and cooling for forming taps.

Schmierungsprodukte und kühlen für gewindeformer.

Prodotti di lubrificazione e di raffreddamento per maschi a rullare.

Productos de lubricacion y enfriamiento para macho máquina para laminación.

Produtos de lubrificação y resfriamento para machos laminadores.

Taraudage par refoulement

La lubrification doit être optimale.
Meilleur est le coefficient de graissage de la lubrification, meilleure est le durée de vie des outils.

Deux types de lubrifiants.

Huiles entières
Huiles minérales avec des propriétées tribologiques améliorent le coéficient de frottement, augmentation de la vie des tarauds à refouler.

Huiles solubles
Produits de refroidissement et de lubrification mélangés à l'eau ne pas utiliser un **% d'huile inférieur à 6%,** et préconiser **% > 12 % d'huile** pour les tarauds à refouler.

Rainures de graissage
Profondeur **taraudage > 1,5 x Ø**, utiliser tarauds à refouler avec rainures de graissage.

Tapping by forming taps

Lubrication must be optimal.
Better is the lubrication coefficient / Better is the tool life.

Two type of lubricant

Neat oils
Use graphitic lubrication / oil with lubricity or add suitable additives.

Soluble oils
Never use soluble oils **below 6%** recommended **% > 12 %** for forming taps

Oil groove
Use Fluteless Taps with Oil Groove for thread depth over **1,5 x D** to optimize lubrication.

Gewinde durch maschinen-gewindeformer

Gute Schmierung und gute Gleiteigenschaften sind beim Gewindeformen sehr wichtig.

Zwei typ Schmierung.

Ganze Öle
Schmierfähige, graphithaltige Kühlschmiermittel/Öle verwenden oder geeignete Additive zusetzen.

Lösliche Öle
Kühlprodukte und Schmierung mit Wasser gemischt Verwenden Sie niemals lösliche **Öle unter 6 %** empfohlen **% > 12 % Öle** für Gewindeformer.

Schmiernut
Bei Gewindetiefen über 1,5 x D Gewindeformer mit Schmiernuten für optimalen Schmiereffekt verwenden.

Maschiatura con maschi a rullare

La lubrificazione deve essere ottimale.
migliore è la lubrificazione meglio è la durata della vita degli utensili

Due tipi di lubrificanti

Oli interi
Buona lubrificazione e buone proprietà antifrizione sono molto importanti nel caso dei maschi a rullare
Impiegare refrigeranti e lubrificanti / olii alla grafite migliora il coefficiente di attrito e migliora la vita degli utensili

Oli solubili
Prodotti di raffreddamento e lubrificazione mescolati con acqua non usare un **% olio meno di 6 %** preconisarer **% > 12 % olio** per maschi a rullare

Canali di espulsione
Per profondità del filetto oltre **> 1,5 x Ø** si possono utilizzare i maschi a rullare con canali di espulsione per una ottimale sbavatura

Roscado por laminación

La lubricación debe ser óptima. Mas es mejor la lubricación y mas es la vida de la herramienta es mejor.

Dos tipos lubricante

Aceites enteros
Una buena lubricación para mejorar el coeficiente de fricción. es importante cuando utilizamos Torneiras para laminación. Utilizar lubrificantes con grafito.
Mejor es el coeficiente de fricción / mejor es la vida de la herramienta

Aceite soluble
Productos de refrigeración y lubricación mezclado con agua no utilizar un **% Aceite menos de 6 %,** usar un **% Aceite > 12 %** aceite Torneiras Máquina para Laminación

Ranura de lubricación
Profundidad **rosca > 1,5 x Ø**, Utilizar machos por laminación con ranura de lubricación para optimizar la lubricación.

Fio com Torneiras laminadores

A lubrificação deve ser ótima Melhor é o coeficiente de lubrificação, melhor é a vida das ferramentas.

Dos tipos lubrante

Óleos inteiros
Una buena lubricación para melhorar o coeficiente de fricção É importante quando nós usamos machos laminadores para laminação Use lubrificantes com grafite melhorar o coeficiente de fricção / aumentar a vida das ferramenta

Óleos solúveis
Produtos de refrigeração e lubrificação misturado com água não use **% de óleo** com menos de **6 % de óleo,** use **% oil > 12% de óleo** para Torneiras laminadores

Ranhuras de lubrificação
Profundidad **rosca > 1,5 x Ø**, Utilizar machos laminadores con ranura de lubración para otimizar la lubración

Web : http://www.sermaoutillage.eu - **Email** : serma@sermaoutillage.eu - **Tél.** : 00 33 (0)3 27.30.12.31 - **Fax** : 00 33 (0)3 27.30.17.13



Choix préconisé pour tarauds machine à refouler.

Recommended choice for fluteless machine taps.

Wahl empfohlen für maschinen-gewindeformer.

Scelta consigliata per maschi a rullare.

Elección recomendada para macho maquina para laminación.

Escolha recomendadas para machos laminadores.

Matiéres / Material	Matiéres / Material	Brillante / Bright	VAPO / VAPO	TiN / TiN
Aciers non alliés et faiblement alliés. Unalloyed and low alloyed Steel. Unlegierte und niedriglegierte Stähle.	Acciai non legati e base legati, truciolo corto. Aceros no aleados y de baja aleación. Aço não ligado e aço fracamente.			●
Aciers réfractaires. Heat resistant Steel. Hitzebeständige Stähle.	Acciai resistenti al calore. Aceros resistentes al calor. Aço resistente ao calor.			●
Aciers inoxydables. Stainless Steel. Rostfreier Stahl.	Acciai inossidabili. Aceros inoxidables. Aços inoxidáveis.		●	●
Aciers de construction. Constructional Steel. Baustahl.	Acciai da costruzione. Aceros estructurales. Aços de estruturais.		●	●
Laiton à copeaux longs. Brass, long-chipping. Messing, langspanend.	Ottone, trucioli lungi. Latón con virutas largas. Latão com fichas longas.	●		
Bronze à copeaux longs. Bronze, long-chipping. Bronze, langspanend.	Bronzo, trucioli lungi. Bronce, virutas largas. Bronze, fichas longas.	●		
Cuivre. Copper. Kupfer.	Rame. Cobre. Cobre.	●		
Aluminium à copeaux longs. Al-alloys, long-chipping. Alu, langspanend.	Alluminio, trucioli lungi. Aluminio, virutas largas. Alumínio, fichas longas.	●		
Alliages de zinc. Zinc Alloyes. Zinklegierungen.	Leghe di zinco. Aleaciones de zinc. Ligas de zinco.	●		

Diamètre avant-trou recommandé pour filetage métrique.

Recommended core hole diameter for metric thread.

Empfohlener kernlochdurchmesser für metrisches Gewinde.

Diametro del foro raccomandato per filettatura metrica.

Diámetro del orificio piloto recomendado para rosca métrica.

Diâmetros de pre-fabricação recomendados para rosca métrica.

M 1	M 1,1	M 1,2	M 1,4	M 1,6	M 1,7	M 1,8	M 2	M 2,5	M 3	M 4	M 5	M 6	M 8	M 10	M 12	M 14	M 16
0,90	1,00	1,10	1,25	1,45	1,55	1,65	1,80	2,30	2,80	3,70	4,65	5,55	7,45	9,30	11,20	13,00	15,10

Vitesse de coupe & lubrification recommandées pour tarauds à refouler	Cutting speed coolants and lubricants recommanded for forming taps	Empfohlene Schnittgeschwindigkeit Kühl- und Schmiermitte für maschinengewindeformer
Velocità di taglio raccomandato refrigerante e lubrificazione per machi a rullare	Velocidad de corte recomendada lubricantes y refrigerantes para machos máquina para laminación	Velocidade de corte recomendado lubrificantes e refrigerantes para machos laminadores

Matière / Material / Werkstoff / Materiale / Materia / Material		Vc m / min
Aciers non alliés et faiblement alliés à copeaux courts. **Steel**, unalloy and low alloyed, short-chipping. **Stähle** unlegiert und niedriglegiert, kurzspanend. **Acciai** non legati bassi legati, trucioli corti. **Aceros** no aleados y de baja aleacion,virutas cortas. **Aços** não e fracamente ligados, virutas curtas.	H / E	20 - 40
Matériaux faciles à usiner à copeaux courts. **Non abrasive** Material, short-chipping. **Werkstoffe** gut zerspanbar, kurzspanend. **Materiali** con lavorazione facile / truciolo corto. **Materiales** de buena mecanización / virutas cortas. **Materials** de bom usinar / virutas curtas.	H / E	20 - 40
Aciers réfractaires à copeaux longs. **Steel**, heat resistant, long-chipping. **Stähle** hitzebeständig, langspanend. **Acciai** resistenti al calore truciolo lungo . **Aceros** resistentes al calor, virutas largo. **Aços** resistente ao calo, virutas longos.	H	20 - 30
Aciers réfractaires à copeaux courts. **Steel**, heat resistant, short-chipping. **Stähle** hitzebständig, kurrzspanend. **Acciai** resistenti al calore truciolo corto . **Aceros** resistentes al calor, virutas cortas. **Aços** resistente ao calo, virutas curtas.	H	15 - 20
Aciers de cémentation et de traitement à copeaux courts. **Steel**, cementation and heat treatable, short-chipping. **Stähle** Einsatz und Vergütungs, kurzspanend. **Acciai** da cementazione, acciai bonificati, truciolo corto. **Aceros** de cementacion y bonificados, virutas cortas. **Aços** de cementado e temperado, virutas curtas.	H	10 - 20
Aciers à outil jusqu'à 1200 N/mm². **Steel**, tool steel up to 1200 N/mm². **Stähle** Werkzeugstähle bis 1200 N/mm². **Acciai,** per utensili a 1200 N/mm². **Aceros** para herramientas hasta 1200 N/mm². **Aços** para ferramentas até 1200 N/mm².	H	10 - 15
Aciers à outil de plus de 1200 N/mm². **Steel**, tool over 1200 N/mm². **Stähle** Werkzeugstähle über 1200 N/mm². **Acciai,** per utensili sopra 1200 N/mm². **Aceros** para herramientas de más de 1200 N/mm². **Aços** para ferramentas com mais de 1200 N/mm².		
Aciers inoxydables à copeaux courts. **Stainless steel**, short-chipping. **Stähle** rostf rei, kurzspanend. **Acciai,** inossidabile truciolo corto. **Aceros** inoxidable, virutas cortas. **Aços** inoxidável, virutas curtas.	H	10 - 20
Aciers inoxydables à copeaux longs. **Stainless steel**, long-chipping. **Stähle** rostf rei, langspanend **Acciai,** inossidabile truciolo lungo. **Aceros** inoxidable, virutas largo. **Aços** inoxidável, virutas longos.	H	6 - 12
Fonte moulée grise. **Iron**, cast. **Guβ**, grau. **Ghisa**, grigia. **Fundición** gris. **Fundição** cinzenta.		
Fonte moulée à graphite sphéroïdal. **Iron**, spheroidal graphite. **Guβ**, sphäro. **Ghisa**, sferoidala. **Fundición** con graf ito esferoidal. **Fundição** esferoidal.		
Fonte malléable. **Iron**, malleable cast. **Guβ**, Temper. **Ghisa**, malleabile. **Fundición** maleable. **Ferro** fundido.		

H : Huile de coupe / Cutting oil / Schneidöl / Olii da taglio / Aceite para corte / Oleo de corte
E : Huile soluble / Oil emulsion / Emulsion / Emulsione / Taladrina / Emulsão
P : Pétrole / Oil / Petroleum / petrolio / petroleo / oleo
S : à sec / dry / Trocken / secco / seco / seco

Web : http://www.sermaoutillage.eu - **Email** : serma@sermaoutillage.eu - **Tél.** : 00 33 (0)3 27.30.12.31 - **Fax** : 00 33 (0)3 27.30.17.13

Vitesse de coupe & lubrification recommandées pour tarauds à refouler	Cutting speed coolants and lubricants recommanded for forming taps	Empfohlene Schnittgeschwindigkeit Kühl- und Schmiermitte für maschinengewindeformer
Velocità di taglio raccomandato refrigerante e lubrificazione per machi a rullare	Velocidad de corte recomendada lubricantes y refrigerantes para machos máquina para laminación	Velocidade de corte recomendado lubrificantes e refrigerantes para machos laminadores

Matière / Material / Werkstoff / Materiale / Materia / Material				Vc m / min
Laiton à copeaux courts. **Ottone** trucioli corti.	**Brass** short-chipping. **Latón** virutas cortas.	**Messing** kurzspanend. **Latão** virutas curtas.	H / E	15 - 30
Laiton à copeaux longs. **Ottone** trucioli lungi.	**Brass** long-chipping. **Latón** virutas largo.	**Messing** langspanend. **Latão** virutas longos.	H / E	10 - 25
Bronze à copeaux courts. **Bronzo** trucioli corti.	**Bronze** short-chipping. **Bronce** virutas cortas.	**Bronze** kurzspanend. **Bronze** virutas curtas.	H / E	15 - 30
Bronze à copeaux longs. **Bronzo** trucioli lungi.	**Bronze** long-chipping. **Bronce** virutas largo.	**Bronze** langspanend. **Bronze** virutas longos.	H / E	10 - 25
Cuivre **Rame**	**Cooper** **Cobre**	**Kupfer** **Cobre**	H / E	10 - 25
Aluminium à copeaux courts. **Alluminio** trucioli corti.	**Aluminium-alloys** short-chipping. **Aluminio** virutas cortas.	**Alu** kurzspanend. **Aluminio** virutas curtas.	H / E	15 - 30
Aluminium à copeaux longs. **Alluminio** trucioli lungi.	**Aluminium-alloys** long-chipping. **Aluminio** virutas largo.	**Alu** langspanend. **Aluminio** virutas longos.	E	15 - 40
Zinc et Alliages **Zinco e lega di zinco**	**Zinc alloys** **Aleación de zinc y zinc**	**Zinklegierungen** **Liga de zinco e zinco**	H / E	15 - 20
Alliages de Magnésium **Leghe magnesio**	**Magnesium lloys** **Aleaciones de magnesio**	**Magnesiumlegierungen** **Ligas de magnésio**	H / E	15 - 25
Alliages Titanes à copeaux courts. **Titanio** trucioli corti.	**Titanium** short-chipping. **Titanio** virutas corto.	**Titan** kurzspanend. **Titanio** virutas curtas.	H / E	5 - 10
Alliages Titanes à copeaux long. **Titanio** trucioli lungi.	**Titanium** long-chipping. **Titanio** virutas largo.	**Titan** langspanend. **Titanio** virutas loongos.	H / E	5 - 10
Plastiques thermoplastique. **Matriali plastici** materiali termoplastici.	**Plastics** thermoplastics. **Plasticos** duroplasticos.	**Kunststoffe** thermoplaste. **Plástico** termoplásticos		
Plastiques duroplastes. **Matriali plastici** materiali termodurenti.	**Plastics** thermosetting. **Plasticos** duroplasticos.	**Kunststoffe** duroplaste. **Plástico** duroplásticos		

H : Huile de coupe / Cutting oil / Schneidöl / Olii da taglio / Aceite para corte / Oleo de corte
E : Huile soluble / Oil emulsion / Emulsion / Emulsione / Taladrina / Emulsão
P : Pétrole / Oil / Petroleum / petrolio / petroleo / oleo
S : à sec / dry / Trocken / secco / seco / seco





Défauts constatés après utilisation de tarauds à refouler neufs

Troubleshooting Application problems with news forming taps



Taraudage trop grand

Problèmes possibles	Solutions
* Mandrin de serrage de l'outil inadéquat.	* Utiliser un mandrin de taraudage synchrone.
* Longueur filetée du taraud à refouler trop courte.	* Utiliser un tauraud à refouler avec une longueur filetée plus longue.

Thread produced is too large

Possible causes	Solution
* chuck inadequate tool.	* Using synchronous tapping mandrel.
* Threaded length of the forming tap too short.	* Use forming tap with a longer thread length.

Remplissage filetage incomplet

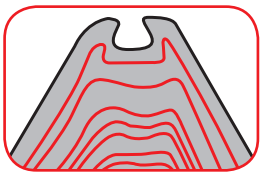

Incomplete filling thread

Problèmes possibles	Solutions
* Diamètre perçage avant taraudage trop grand.	* A l'aide du tableau, choisir le diamètre de perçage optimal.

Possible causes	Solution
* Drilling diameter before tapping too big.	* Using the table, choose the optimum drilling diameter.

Remplissage filetage complet



Complete filling thread

Problèmes possibles	Solutions
* Diamètre du perçage avant le taraudage trop petit.	* A l'aide du tableau, choisir le diamètre de perçage optimal.

Possible causes	Solution
* Drilling diameter before tapping too small.	* Using the table, choose the optimum drilling diameter.

Remplissage filetage correct

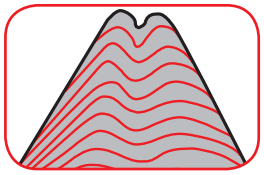

Filling correct thread

Mauvais état de surface du taraudage

Thread surface not according to requirements

Problèmes possibles	Solutions
* Collage de la matière à déformer sur le taraud.	* Augmenter le taux de concentration des corps gras du liqude de refroidissement, de lubrification ou usiner à l'huile entière.
* Trop faible % de corps gras dans le liquide de refroidissement.	* Augmenter le taux de concentration des corps gras du liqude de refroidissement, de lubrification ou usiner à l'huile entière.

Possible causes	Solution
* Bonding material on the forming tap.	* Increase the concentration of additives in liquids cooling, lubrication or machining with whole oil.
* Too low % of additives in the coolant.	* Increase the concentration of additives in liquids cooling, lubrication or machining with whole oil.

Web : http://www.sermaoutillage.eu - **Email** : serma@sermaoutillage.eu - **Tél.** : 00 33 (0)3 27.30.12.31 - **Fax** : 00 33 (0)3 27.30.17.13



Défauts constatés après utilisation de tarauds à refouler neufs

Troubleshooting Application problems with news forming taps

Casse taraud

Tool breakage

Problèmes possibles	Solutions
* Trop faible % de corps gras dans le liquide de refroidissement.	* Augmenter le taux de concentration des corps gras du liqude de refroidissement, de lubrification ou usiner à l'huile entière.
* Diamètre du perçage avant le taraudage trop petit.	* A l'aide du tableau, choisir le diamètre de perçage optimal.
* Serrage de l'outil défectueux.	* Contrôler contrôler le serrage de l'outil.

Possible causes	Solution
* Increase the concentration of additives in liquids cooling, lubrication or machining with whole oil.	* Increase the concentration of additives in liquids cooling, lubrication or machining with whole oil.
* Drilling diameter before tapping too small.	* Using the table, choose the optimum drilling diameter.
* Clamping the defective tool	* Check for tightness of the tool.

Durée de vie taraud à refouler
Tool life forming tap

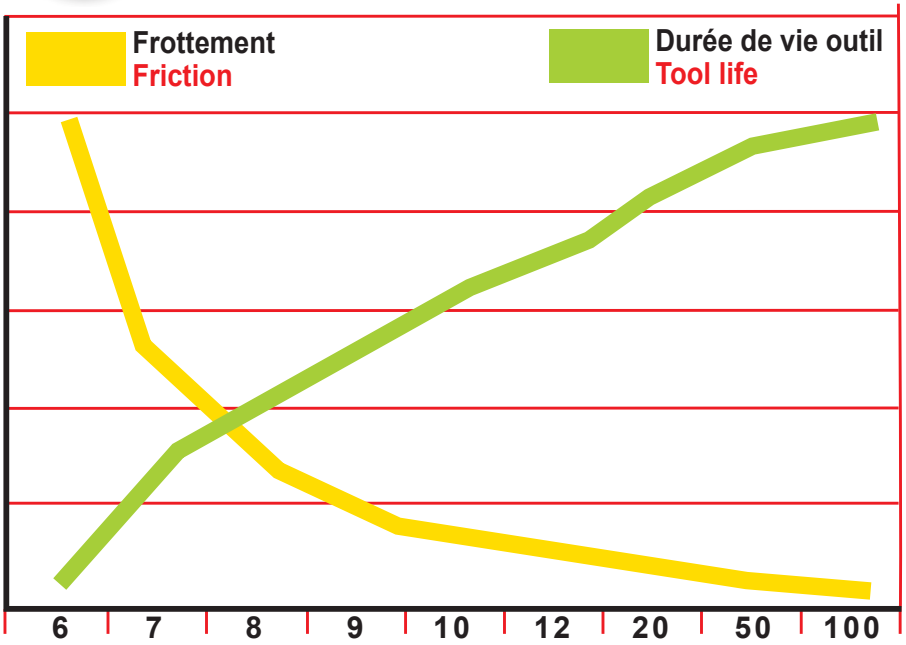

% Concentration des produits de graissage

% Concentration of lubricating products



M

DIN 371

DIN 376

DIN 371 / 376 Entrée 2.1/2 filets HSS-E (Co5%) Tol. ISO2X/6HX

TARIF page 17

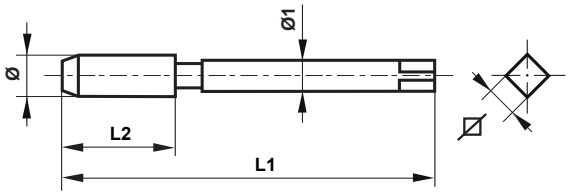

Brillant / Bright / Blank / Lucido / Brillante / Brilhante.

Tarauds machine à refouler sans rainures de lubrification métrique ISO DIN 13.
Without oil groove fluless machine taps (forming taps) metric ISO DIN 13.
Ohne rillen maschinen-gewindeformer metrisches ISO DIN 13.
Maschi a rullare senza canali di lubrificazione filettatura metrica ISO DIN 13.
Macho máquina sin ranuras lubricación para laminación métrica ISO-rosca DIN 13.
Machos sem ranhuras lubrificação laminadores rosca métrica ISO DIN 13.

Réf. : 40TMREFDSRM _ _ _ E

DIN 371 Entrée 2.1/2 filets Sans rainures de graissage
HSS-E (Co5%) Tol. ISO2X / 6HX

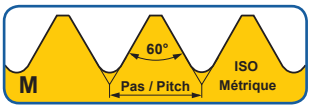

M ----	Ø mm	Pas	L1 mm	L2 mm	Ø1 mm	⌀ mm
1	1	x 0.25	40	5	2.5	2.1
11	1.1	x 0.25	40	5	2.5	2.1
12	1.2	x 0.25	40	5	2.5	2.1
14	**1.4**	**x 0.30**	**40**	**7**	**2.5**	**2.1**
16	1.6	x 0.35	40	8	2.5	2.1
17	1.7	x 0.35	40	8	2.5	2.1
18	1.8	x 0.35	40	8	2.5	2.1
2	2	x 0.40	45	8	2.8	2.1
25	2.5	x 0.45	50	9	2.8	2.1
3	3	x 0.50	56	11	3.5	2.7
4	4	x 0.70	63	13	4.5	3.4
5	5	x 0.80	70	16	6.	4.9
6	6	x 1.00	80	19	6	4.9
8	8	x 1.25	90	22	8	6.2
10	10	x 1.50	100	24	10	8

Ex : commande
Taraud à refouler sans rainures
Filetage métrique DIN 371
M 1.40 x 0.30 HSS-E
Réf : 40TMREFDSRM14E

Application HSS-E
Brillant
Pour métaux non ferreux facilement déformables

Application HSS-E
Bright
For nonferrous metal of good ductility

Anwendung HSS-E
Blank
Für Nichteisenmetalle guter Verformbarkeit

Applicazione HSS-E
Lucido
Per materiali non ferrosi con buona deformabilità

Aplicación HSS-E
Brillante
Para metales no férreos de buena ductilidad

Aplicações HSS-E
Brilhante
Para metais não ferrosos com boa deformação

Réf. : 50TMREFDSRM _ _ _ E

DIN 376 Entrée 2.1/2 filets Sans rainures de graissage
HSS-E (Co5%) Tol. ISO2X / 6HX

M ----	Ø mm	Pas	L1 mm	L2 mm	Ø1 mm	⌀ mm
12	12	x 1.75	110	29	9	7
14	**14**	**x 2.00**	**110**	**30**	**11**	**9**
16	16	x 2.00	110	32	12	9

Ex : commande
Taraud à refouler sans rainures
Filetage métrique DIN 376
M 14 x 2.00 HSS-E
Réf : 50TMREFDSRM14E

Comment commander.
How to order.
Wie bestellen.
Come ordinare
Como ordenar
Como encomendar

Web : http://www.sermaoutillage.eu - **Email** : serma@sermaoutillage.eu - **Tél.** : 00 33 (0)3 27.30.12.31 - **Fax** : 00 33 (0)3 27.30.17.13



M

DIN 371

DIN 376

DIN 371 / 376 Entrée 2.1/2 filets HSS-E (Co5%) Tol. ISO2X/6HX

TARIF page 17

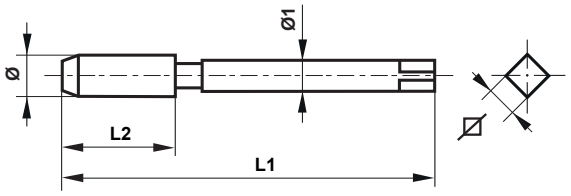

Brillant / Bright / Blank / Lucido / Brillante / Brilhante.

Tarauds machine à refouler avec rainures de lubrification métrique ISO DIN 13.
With oil groove fluless machine taps (forming taps) metric ISO DIN 13.
Mit rillen maschinen-gewindeformer metrisches ISO DIN 13.
Maschi a rullare con canali di lubrificazione filettatura metrica ISO DIN 13.
Macho máquina y ranuras lubricación para laminación métrica ISO-rosca DIN 13.
Machos com ranhuras lubrificação laminadores rosca métrica ISO DIN 13.

Réf. : 40TMREFDARM _ _ _ E

DIN 371 Entrée 2.1/2 filets Avec rainures de graissage
HSS-E (Co5%) Tol. ISO2X / 6HX

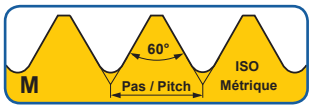

M	Ø mm	Pas	L1 mm	L2 mm	Ø1 mm	⊡ mm
3	3	x 0.50	56	11	3.5	2.7
4	4	x 0.70	63	13	4.5	3.4
5	5	x 0.80	70	16	6	4.9
6	6	x 1.00	80	19	6	4.9
8	8	x 1.25	90	22	8	6.2
10	10	x 1.50	100	24	10	8

Ex : commande
Taraud à refouler avec rainures
Filetage métrique DIN 371
M 10 x 1.50 HSS-E
Réf : 40TMREFDARM10E

Application HSS-E
Brillants
Pour métaux non ferreux facilement déformables

Application HSS-E
Bright
For nonferrous metal of good ductility

Anwendung HSS-E
Blank
Für Nichteisenmetalle guter Verformbarkeit

Applicazione HSS-E
Lucido
Per materiali non ferrosi con buona deformabilità

Aplicación HSS-E
Brillante
Para metales no férreos de buena ductilidad

Aplicações HSS-E
Brilhante
Para metais não ferrosos com boa deformação

Réf. : 50TMREFDARM _ _ _ E

DIN 376 Entrée 2.1/2 filets Avec rainures de graissage
HSS-E (Co5%) Tol. ISO2X / 6HX

M	Ø mm	Pas	L1 mm	L2 mm	Ø1 mm	⊡ mm
12	12	x 1.75	110	29	9	7
14	14	x 2.00	110	30	11	9
16	16	x 2.00	110	32	12	9

Ex : commande
Taraud à refouler avec rainures
Filetage métrique DIN 376
M 14 x 2.00 HSS-E
Réf : 50TMREFDARM14E

Comment commander.
How to order.
Wie bestellen.
Come ordinare
Como ordenar
Como encomendar



M

DIN 371

DIN 376

VAPO

DIN 371 / 376 Entrée 2.1/2 filets HSS-E (VAPO) Tol. ISO2X/6HX

TARIF page 17

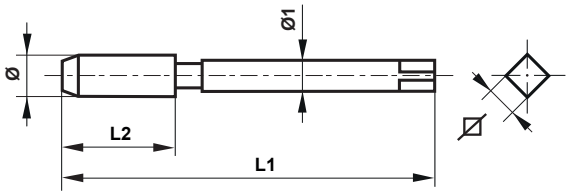

VAPO / VAPO / VAPO / VAPO / VAPO / VAPO.

Tarauds machine à refouler sans rainures de lubrification métrique ISO DIN 13.
Without oil groove fluless machine taps (forming taps) metric ISO DIN 13.
Ohne rillen maschinen-gewindeformer metrisches ISO DIN 13.

Maschi a rullare senza canali di lubrificazione filettatura metrica ISO DIN 13.
Macho máquina sin ranuras lubricación para laminación métrica ISO-rosca DIN 13.
Machos sem ranhuras lubrificação laminadores rosca métrica ISO DIN 13.

Réf. : 40TMREFDSRM . . . EVAPO

DIN 371 Entrée 2.1/2 filets Sans rainures de graissage
HSS-E (VAPO) Tol. ISO2X / 6HX

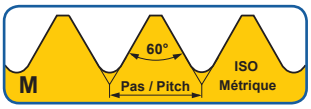

M	Ø mm	Pas	L1 mm	L2 mm	Ø1 mm	⌀ mm
3	3	x 0.50	56	11	3.5	2.7
4	4	x 0.70	63	13	4.5	3.4
5	5	x 0.80	70	16	6	4.9
6	6	x 1.00	80	19	6	4.9
8	8	x 1.25	90	22	8	6.2
10	10	x 1.50	100	24	10	8

Ex : commande
Taraud à refouler sans rainures
Filetage métrique DIN 371
M 10 x 1.50 HSS-E + VAPO
Réf : 40TMREFDSRM10EVAPO

Application HSS-E / VAPO
Pour aciers jusqu'à environ 700 N/mm²

Application HSS-E / VAPO
For steel up to approx. 700 N/mm²

Anwendung HSS-E / VAPO
Für Stahlwerkstoffe bis ca. 700 N/mm²

Applicazione HSS-E / VAPO
Per acciaio a ca. 700 N/mm²

Aplicación HSS-E / VAPO
Para materiales de acero hasta unos 700 N/mm²

Aplicações HSS-E / VAPO
Para aços até 700 N/mm2

Réf. : 50TMREFDSRM . . . EVAPO

DIN 376 Entrée 2.1/2 filets Sans rainures de graissage
HSS-E (VAPO) Tol. ISO2X / 6HX

M	Ø mm	Pas	L1 mm	L2 mm	Ø1 mm	⌀ mm
12	12	x 1.75	110	29	9	7
14	14	x 2.00	110	30	11	9
16	16	x 2.00	110	32	12	9

Ex : commande
Taraud à refouler sans rainures
Filetage métrique DIN 376
M 14 x 2.00 HSS-E + VAPO
Réf : 50TMREFDSRM14EVAPO

Comment commander.
How to order.
Wie bestellen.

Come ordinare
Como ordenar
Como encomendar

Web : http://www.sermaoutillage.eu - **Email** : serma@sermaoutillage.eu - **Tél.** : 00 33 (0)3 27.30.12.31 - **Fax** : 00 33 (0)3 27.30.17.13



M

DIN 371

DIN 376

VAPO

DIN 371 / 376 Entrée 2.1/2 filets HSS-E (VAPO) Tol. ISO2X/6HX

TARIF page 17

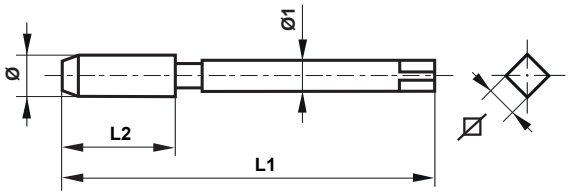

VAPO / VAPO / VAPO / VAPO / VAPO / VAPO.

Tarauds machine à refouler avec rainures de lubrification métrique ISO DIN 13.
With oil groove fluless machine taps (forming taps) metric ISO DIN 13.
Mit rillen maschinen-gewindeformer metrisches ISO DIN 13.
Maschi a rullare con canali di lubrificazione filettatura metrica ISO DIN 13.
Macho máquina y ranuras lubricación para laminación métrica ISO-rosca DIN 13.
Machos com ranhuras lubrificação laminadores rosca métrica ISO DIN 13.

Réf. : 40TMREFDARM . . . EVAPO

DIN 371 Entrée 2.1/2 filets Avec rainures de graissage
HSS-E (VAPO) Tol. ISO2X / 6HX

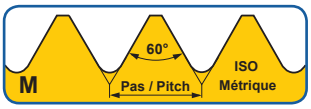

M ----	Ø mm	Pas	L1 mm	L2 mm	Ø1 mm	⌀ mm
3	3	x 0.50	56	11	3.5	2.7
4	4	x 0.70	63	13	4.5	3.4
5	5	x 0.80	70	16	6	4.9
6	6	x 1.00	80	19	6	4.9
8	8	x 1.25	90	22	8	6.2
10	10	x 1.50	100	24	10	8

Ex : commande
Taraud à refouler avec rainures
Filetage métrique DIN 371
M 10 x 1.50 HSS-E + VAPO
Réf : 40TMREFDARM10EVAPO

Application HSS-E / VAPO
Pour aciers jusqu'à environ 700 N/mm²

Application HSS-E / VAPO
For steel up to approx. 700 N/mm²

Anwendung HSS-E / VAPO
Für Stahlwerkstoffe bis ca. 700 N/mm²

Applicazione HSS-E / VAPO
Per acciaio a ca. 700 N/mm²

Aplicación HSS-E / VAPO
Para materiales de acero hasta unos 700 N/mm²

Aplicações HSS-E / VAPO
Para aços até 700 N/mm2

Réf. : 50TMREFDARM . . . EVAPO

DIN 376 Entrée 2.1/2 filets Avec rainures de graissage
HSS-E (VAPO) Tol. ISO2X / 6HX

M ----	Ø mm	Pas	L1 mm	L2 mm	Ø1 mm	⌀ mm
12	12	x 1.75	110	29	9	7
14	14	x 2.00	110	30	11	9
16	16	x 2.00	110	32	12	9

Ex : commande
Taraud à refouler avec rainures
Filetage métrique DIN 376
M 14 x 2.00 HSS-E + VAPO
Réf : 50TMREFDARM14EVAPO

Comment commander.
How to order.
Wie bestellen.
Come ordinare
Como ordenar
Como encomendar



M

DIN 371

DIN 376

TiN

DIN 371 / 376 Entrée 2.1/2 filets HSS-E (TiN) Tol. ISO2X/6HX

TARIF page 17

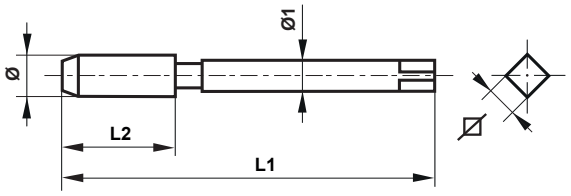

TiN / TiN / TiN / TiN / TiN / TiN.

Tarauds machine à refouler sans rainures de lubrification métrique ISO DIN 13 (TiN).
Without oil groove fluless machine taps (forming taps) metric ISO DIN 13 (TiN).
Ohne rillen maschinen-gewindeformer metrisches ISO DIN 13 (TiN).
Maschi a rullare senza canali di lubrificazione filettatura metrica ISO DIN 13 (TiN).
Macho máquina sin ranuras lubricación para laminación métrica ISO rosca DIN 13 (TiN).
Machos sem ranhuras lubrificação laminadores rosca métrica ISO DIN 13 (TiN).

Réf. : 40TMREFDSRM . . . ETIN

DIN 371 Entrée 2.1/2 filets Sans rainures de graissage
HSS-E (TiN) Tol. ISO2X / 6HX

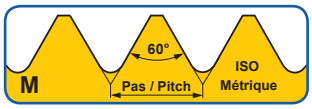

M ----	Ø mm	Pas	L1 mm	L2 mm	Ø1 mm	⌀ mm
1	1	x 0.25	40	5	2.5	2.1
11	1.1	x 0.25	40	5	2.5	2.1
12	1.2	x 0.25	40	5	2.5	2.1
14	**1.4**	**x 0.30**	**40**	**7**	**2.5**	**2.1**
16	1.6	x 0.35	40	8	2.5	2.1
17	1.7	x 0.35	40	8	2.5	2.1
18	1.8	x 0.35	40	8	2.5	2.1
2	2	x 0.40	45	8	2.8	2.1
25	2.5	x 0.45	50	9	2.8	2.1
3	3	x 0.50	56	11	3.5	2.7
4	4	x 0.70	63	13	4.5	3.4
5	5	x 0.80	70	16	6.	4.9
6	6	x 1.00	80	19	6	4.9
8	8	x 1.25	90	22	8	6.2
10	10	x 1.50	100	24	10	8

Ex : commande
Taraud à refouler sans rainures
Filetage métrique DIN 371
M 1.40 x 0.30 HSS-E + TiN
Réf : 40TMREFDSRM14ETIN

Application HSS-E / TiN
Pour aciers jusqu'à environ 900 N/mm² et pour augmenter la longévité et la vitesse de coupe.

Application HSS-E / TiN
For steel up to approx. 900 N/mm² and to increase endurance and cutting speed.

Anwendung HSS-E / TiN
Für Stahlwerkstoffe bis ca. 900 N/mm² und zur Steigerung der Standzeit und Schnittgeschwindigkeit.

Applicazione HSS-E / TiN
Per acciaio a ca. 900 N/mm² per l'aumento della vita utensile e della velocità di taglio.

Aplicación HSS-E / TiN
Para materiales de acero hasta unos 900 N/mm² y para aumentar la resistencia de la herramienta y velocidad de corte.

Aplicações HSS-E / TiN
Para aço até 900 N/mm² e para o incremento da tempo de duraçao e a velocidade de corte.

Réf. : 50TMREFDSRM . . . ETIN

DIN 376 Entrée 2.1/2 filets Sans rainures de graissage
HSS-E (TiN) Tol. ISO2X / 6HX

M ----	Ø mm	Pas	L1 mm	L2 mm	Ø1 mm	⌀ mm
12	12	x 1.75	110	29	9	7
14	**14**	**x 2.00**	**110**	**30**	**11**	**9**
16	16	x 2.00	110	32	12	9

Ex : commande
Taraud à refouler sans rainures
Filetage métrique DIN 376
M 14 x 2.00 HSS-E + TiN
Réf : 50TMREFDARM14ETIN

Comment commander.
How to order.
Wie bestellen.
Come ordinare
Como ordenar
Como encomendar



M

DIN 371

DIN 376

TiN

DIN 371 / 376 Entrée 2.1/2 filets HSS-E (TiN) Tol. ISO2X/6HX

TARIF page 17

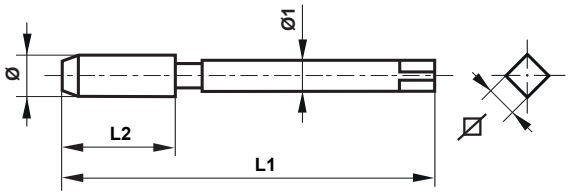

TiN / TiN / TiN / TiN / TiN / TiN.

Tarauds machine à refouler avec rainures de lubrification métrique ISO DIN 13 (TiN).
With oil groove fluless machine taps (forming taps) metric ISO DIN 13 (TiN).
Mit rillen maschinen-gewindeformer metrisches ISO DIN 13 (TiN).
Maschi a rullare con canali di lubrificazione filettatura metrica ISO DIN 13 (TiN).
Macho máquina y ranuras lubricación para laminación métrica ISO-rosca DIN 13 (TiN).
Machos com ranhuras lubrificação laminadores rosca métrica ISO DIN 13 (TiN).

Réf. : 40TMREFDARM . . . ETIN

DIN 371 Entrée 2.1/2 filets Avec rainures de graissage
HSS-E (TiN) Tol. ISO2X / 6HX

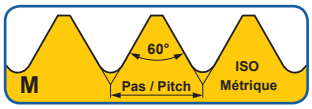

M	Ø mm	Pas	L1 mm	L2 mm	Ø1 mm	⊡ mm
3	3	x 0.50	56	11	3.5	2.7
4	4	x 0.70	63	13	4.5	3.4
5	5	x 0.80	70	16	6	4.9
6	6	x 1.00	80	19	6	4.9
8	8	x 1.25	90	22	8	6.2
10	**10**	**x 1.50**	**100**	**24**	**10**	**8**

Application HSS-E / TiN
Pour aciers jusqu'à environ 900 N/mm² et pour augmenter la longévité et la vitesse de coupe.

Application HSS-E / TiN
For steel up to approx. 900 N/mm² and to increase endurance and cutting speed.

Anwendung HSS-E / TiN
Für Stahlwerkstoffe bis ca. 900 N/mm² und zur Steigerung der Standzeit und Schnittgeschwindigkeit.

Applicazione HSS-E / TiN
Per acciaio a ca. 900 N/mm² per l'aumento della vita utensile e della velocità di taglio.

Aplicación HSS-E / TiN
Para materiales de acero hasta unos 900 N/mm² y para aumentar la resistencia de la herramienta y velocidad de corte.

Aplicações HSS-E / TiN
Para aço até 900 N/mm² e para o incremento da tempo de duraçao e a velocidade de corte.

Ex : commande

Taraud à refouler avec rainures
Filetage métrique DIN 371
M 10 x 1.50 HSS-E + TiN
Réf : 40TMREFDARM10ETIN

Réf. : 50TMREFDARM . . . ETIN

DIN 376 Entrée 2.1/2 filets Avec rainures de graissage
HSS-E (TiN) Tol. ISO2X / 6HX

M	Ø mm	Pas	L1 mm	L2 mm	Ø1 mm	⊡ mm
12	12	x 1.75	110	29	9	7
14	**14**	**x 2.00**	**110**	**30**	**11**	**9**
16	16	x 2.00	110	32	12	9

Ex : commande

Taraud à refouler avec rainures
Filetage métrique DIN 376
M 14 x 2.00 HSS-E + TiN
Réf : 50TMREFDARM14ETIN

Comment commander.
How to order.
Wie bestellen.
Come ordinare
Como ordenar
Como encomendar



M (+) 0,02 - 0,04 mm

DIN 371

DIN 376

galvanisation / galvanization / galvanisierung / galvanizzazione / galvanización / galvanização

DIN 371 / 376 Entrée 2.1/2 filets HSS-E (Co5%) Tol. ISO2X/6HX

TARIF page 18

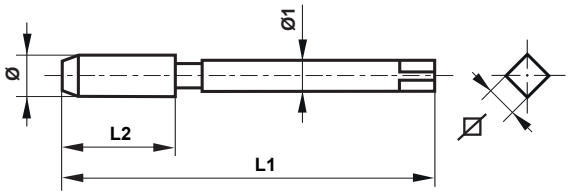

Brillant / Bright / Blank / Lucido / Brillante / Brilhante.

Tarauds machine à refouler majorés sans rainures de lubrification métrique ISO DIN 13.

Without oil groove fluless machine taps with oversize forming taps metric ISO DIN 13.

Ohne rillen maschinen-gewindeformer mit übermaß metrisches ISO DIN 13.

Maschi a rullare maggiorati senza canali di lubrificazione filettatura metrica ISO DIN 13.

Macho máquina sobredimensionado sin ranuras lubricación para laminación métrica ISO-rosca DIN 13.

Machos máquina sobredimensionado sem ranhuras lubrificação laminadores rosca métrica ISO DIN 13.

Réf. : 40TM+REFDSRM . . . E

DIN 371 Entrée 2.1/2 filets Sans rainures de graissage HSS-E (Co5%) Tol. ISO2X / 6HX

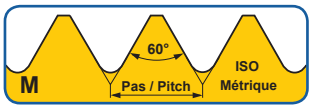

M	Ø mm	Pas	L1 mm	L2 mm	Ø1 mm	⊡ mm
3	3	x 0.50	56	11	3.5	2.7
4	4	x 0.70	63	13	4.5	3.4
5	5	x 0.80	70	16	6	4.9
6	6	x 1.00	80	19	6	4.9
8	8	x 1.25	90	22	8	6.2
10	10	x 1.50	100	24	10	8

Application HSS-E
Classe de tolérance ISO 3 (6G) = surcoté de 0,02 - 0,04 mm pour acier déstine à la galvanisation

Application HSS-E
tolerance ISO 3 (6G) = oversize of 0,02 - 0,4 mm pre plate material for galvanising

Anwendung HSS-E
Toleranzklasse ISO 3 (6G) = Übermaß von 0,02 - 0,04 mm für Werkstoffe mit galvanischen Schutzschichten

Applicazione HSS-E
Classe di tolleranza ISO 3 (6G) = tolleranza maggiorata di 0,02 – 0,04 mm Per materiali con strato protettivo galvanico

Aplicación HSS-E
tolerancia ISO 3 (6G) = sobredimensión 0,02 - 0,04 mm para materiales galvanizados

Aplicações HSS-E
classe de tolerância ISO 3 (6G) diâmetro inferior de 0,02 - 0,04 mm para materiais com camada galvanica protetora

Ex : commande

Taraud à refouler majoré sans rainures
Filetage métrique DIN 371
M 10 x 1.50 (6G) HSS-E
Réf : 40TM+REFDSRM10E

Réf. : 50TM+REFDSRM . . . E

DIN 376 Entrée 2.1/2 filets Sans rainures de graissage HSS-E (Co5%) Tol. ISO2X / 6HX

M	Ø mm	Pas	L1 mm	L2 mm	Ø1 mm	⊡ mm
12	12	x 1.75	110	29	9	7

Ex : commande

Taraud à refouler majoré sans rainures
Filetage métrique DIN 376
M 12 x 1.75 (6G) HSS-E
Réf : 50TM+REFDSRM12E

Comment commander.
How to order.
Wie bestellen.
Come ordinare
Como ordenar
Como encomendar

Web : http://www.sermaoutillage.eu - **Email** : serma@sermaoutillage.eu - **Tél.** : 00 33 (0)3 27.30.12.31 - **Fax** : 00 33 (0)3 27.30.17.13



M (+) 0,02 - 0,04 mm

DIN 371

DIN 376

galvanisation / galvanization / galvanisierung / galvanizzazione / galvanización / galvanização

DIN 371 / 376 Entrée 2.1/2 filets HSS-E (Co5%) Tol. ISO2X/6HX

TARIF page 18

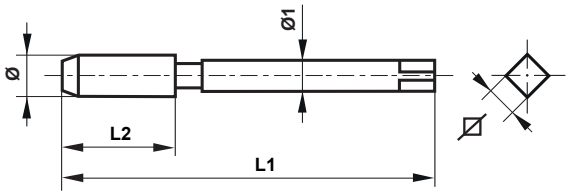

Brillant / Bright / Blank / Lucido / Brillante / Brilhante.

Tarauds machine à refouler majorés avec rainures de lubrification métrique ISO DIN 13.

With oil groove fluless machine taps with oversize forming taps metric ISO DIN 13.

Mit rillen maschinen-gewindeformer mit übermaß metrisches ISO DIN 13.

Maschi a rullare maggiorati con canali di lubrificazione filettatura metrica ISO DIN 13.

Macho máquina sobredimensionado y ranuras lubricación para laminación métrica ISO-rosca DIN 13.

Machos máquina sobredimensionado com ranhuras lubrificação laminadores rosca métrica ISO DIN 13.

Réf. : 40TM+REFDARM . . . E

DIN 371 Entrée 2.1/2 filets Avec rainures de graissage

HSS-E (Co5%) Tol. ISO2X / 6HX

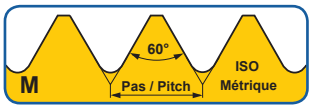

M	Ø mm	Pas	L1 mm	L2 mm	Ø1 mm	⌀ mm
3	3	x 0.50	56	11	3.5	2.7
4	4	x 0.70	63	13	4.5	3.4
5	5	x 0.80	70	16	6	4.9
6	6	x 1.00	80	19	6	4.9
8	8	x 1.25	90	22	8	6.2
10	10	x 1.50	100	24	10	8

Application HSS-E
Classe de tolérance ISO 3 (6G) = surcoté de 0,02 - 0,04 mm pour acier déstine à la galvanisation

Application HSS-E
tolerance ISO 3 (6G) = oversize of 0,02 - 0,4 mm pre plate material for galvanising

Anwendung HSS-E
Toleranzklasse ISO 3 (6G) = Übermaß von 0,02 - 0,04 mm für Werkstoffe mit galvanischen Schutzschichten

Applicazione HSS-E
Classe di tolleranza ISO 3 (6G) = tolleranza maggiorata di 0,02 – 0,04 mm Per materiali con strato protettivo galvanico

Aplicación HSS-E
tolerancia ISO 3 (6G) = sobredimensión 0,02 - 0,04 mm para materiales galvanizados

Aplicações HSS-E
classe de tolerância ISO 3 (6G) diâmetro inferior de 0,02 - 0,04 mm para materiais com camada galvanica protetora

Ex : commande

Taraud à refouler majoré avec rainures

Filetage métrique DIN 371

M 10 x 1.50 (6G) HSS-E

Réf : 40TM+REFDARM10E

Réf. : 50TM+REFDARM . . . E

DIN 376 Entrée 2.1/2 filets Avec rainures de graissage

HSS-E (Co5%) Tol. ISO2X / 6HX

M	Ø mm	Pas	L1 mm	L2 mm	Ø1 mm	⌀ mm
12	12	x 1.75	110	29	9	7

Ex : commande

Taraud à refouler majoré avec rainures

Filetage métrique DIN 376

M 12 x 1.75 (6G) HSS-E

Réf : 50TM+REFDARM12E

Comment commander.
How to order.
Wie bestellen.
Come ordinare
Como ordenar
Como encomendar

SERMA
Fournitures Industrielles

Gammes SERMA

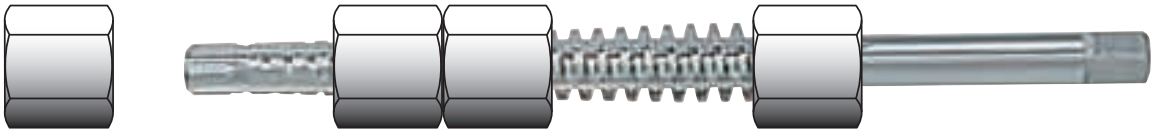

Taraud machine enfilade écrous.	Filetage trapèzoïdal.
Machine nut Tap.	Trapezoidal thread.
Maschinen-muttergewindebohrer.	Trapezgewinde.
Maschi macchina per dadi.	Filettatura trapezoidale.
Macho máquina para tuerca.	Rosca trapezoidal.
Machos máquina para porca.	Rosca trapezoidal.

Tr

P232

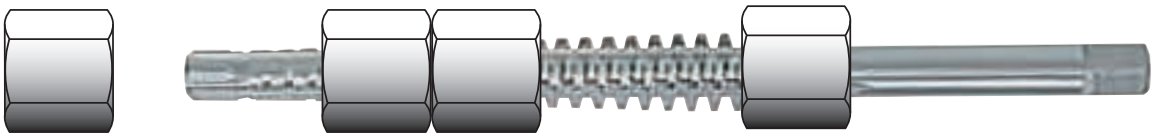

Taraud machine enfilade écrous.	Filetage à gauche trapèzoïdal.
Machine nut Tap.	Left hand Trapezoidal thread.
Maschinen-muttergewindebohrer.	Trapezförmiger linker Faden.
Maschi macchina per dadi.	Filettatura trapezoidale sinistra.
Macho máquina para tuerca.	Rosca trapezoidal izquierda.
Machos máquina para porca.	Rosca esquerda trapezoidal.

Tr L

P233

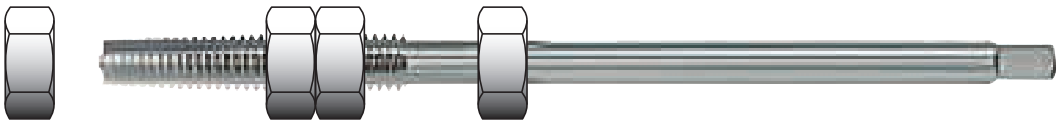

Taraud machine enfilade écrous.	Filetage métrique.
Machine nut Tap.	Metric thread.
Maschinen-muttergewindebohrer.	Metrisches gewinde.
Maschi macchina per dadi.	Filettatura metrica.
Macho máquina para tuerca.	Rosca métrica.
Machos máquina para porca.	Rosca métrica.

M

P234



Tr

HSS Tol. 7H

TARIF page 18

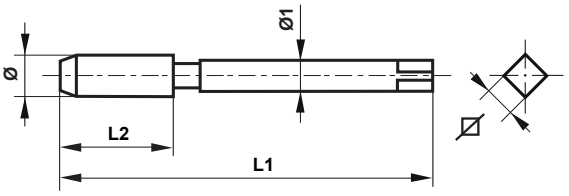

Tarauds machine à enfilade pour filetage trapézoidal DIN 103.

Machine nut tapspiloted, trapezoidal thread DIN 103.

Maschinen-muttergewindebohrer mit führungszapfen, metrisches ISO-trapezgewinde DIN 103.

Maschi a macchina per dadi con nocciolo di guida, filettatura trapeziodale metrica ISO 103.

Macho para tuerquas piloto, rosca trapezoidal DIN 103.

Machos máquina para porca com guia piloto, rosca trapezoidal métrica ISO 103.

Réf. : 35TMENFTR _ _ _ H

HSS Tol. 7H

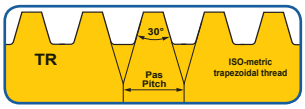

Tr ----	Ø mm		Pas	L1 mm	L2 mm	Ø1 mm	⌀ mm
102	10	x	2	110	63	7	5.5
103	10	x	3	125	75	7	5.5
123	12	x	3	165	111	8	6.2
143	**14**	**x**	**3**	**140**	**85**	**10**	**8**
144	14	x	4	170	112	10	8
164	16	x	4	180	116	11	9
184	18	x	4	190	120	12	9
204	20	x	4	200	124	14	11
224	22	x	4	210	130	16	12
225	22	x	5	235	155	16	12
245	24	x	5	245	160	18	14.5
265	26	x	5	255	165	20	16
285	28	x	5	265	170	22	18
306	30	x	6	290	185	22	18
326	32	x	6	300	191	25	20
366	36	x	6	310	200	28	22

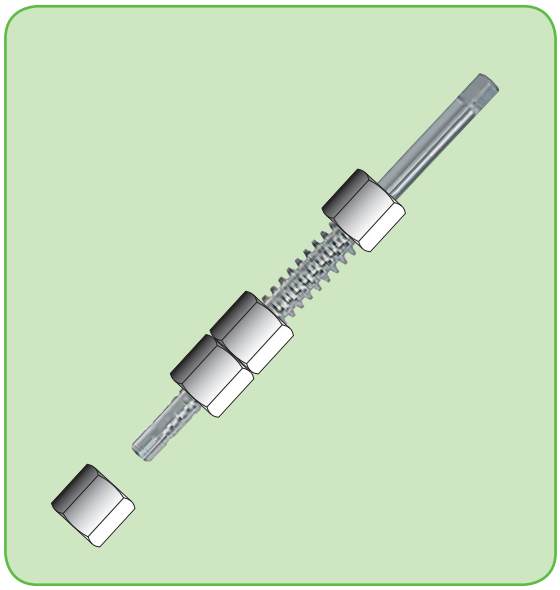

Application HSS

Taraud machine à enfilade queue longue dégagée
pouvant recevoir plusieurs écrous pour des profondeurs
de filetage jusqu'à 1 x Ø
Taraudage dans des endroits d'accès difficiles
Taraudages dans trous débouchants
Pour utilisation générale
Matériaux faciles à usiner à 700 N/mm²
Aciers non alliés ou faiblement alliés

Application HSS

Machine nut tap Long reduced shank
to allow nuts to run over
For thread depth up to 1 x Ø
Ideal for tapping difficult to reach holes for through holes
For general use
Non abrasive material up to 700 N/mm²
Unalloyed and low alloyed steel

Anwendung HSS

Maschinen-Muttergewindebohrer Langer Überlaufschaft
zur Aufnahme mehrerer geschnittener Muttern
Für Gewindetiefen bis 1 x Ø
Zum Gewindeschneiden an schwer zugänglichen Stellen
Für Durchgangsgewinde für allgemeinen Einsatz
Gut zerspanbare Werkstoffe bis 700 N/mm²
Unlegierte und niedriglegierte Stähle

Applicazione HSS

Maschi a macchina per dadi gambo lungo
e diametro coda ridotta per la lavorazione di più dadi
contemporaneamente profondità di maschiatura a 1 x Ø
Per maschiatura in luoghi di difficile accesso
Per fori passanti per uso universale
Materiali buona truciodibilità fino a R 700 N/mm²
Acciai non legati e scarsamente legati

Aplicación HSS

Torneiras para tuerquas mango reducido largo para permitir
capaz de recibir varias tuerquas roscas con profundidad
hasta 1 x Ø
Roscada en agujeros de difícil acceso, y agujeros pasantes
Para uso general
Materiales de buena mecanización hasta 700 N/mm²
Aceros no aleados y de baja aleaci

Aplicações HSS

Macho máquina para porca haste paralela longo para a
recepçao de várias porcas rosqueadas
Para profundidade de rosca até 1 x Ø
Rosqueamento em locais de difícil acesso, para furo passante
Para uso geral
Materias fácil de usinar até 700 N/mm²
Aços não ligados se de baixa liga

Ex : commande

Taraud machine à enfilade
Filetage trapézoïdal

M 14 x 3 **HSS**

Réf : 35TMENFTR143H

Comment commander.
How to order.
Wie bestellen.

Come ordinare
Como ordenar
Como encomendar

Web : http://www.sermaoutillage.eu - **Email** : serma@sermaoutillage.eu - **Tél.** : 00 33 (0)3 27.30.12.31 - **Fax** : 00 33 (0)3 27.30.17.13



Tr (LH)

HSS Tol. 7H

TARIF page 18

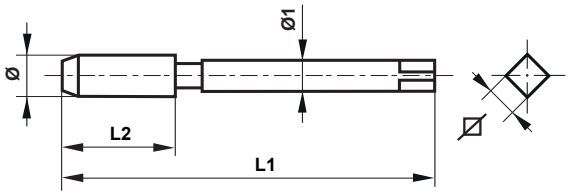

Tarauds machine à enfilade pilote filetage trapézoidal à gauche DIN 103.

Left hand machine nut tapspiloted, trapezoidal thread DIN 103.

Linker faden maschinen-muttergewindebohrer mit führungszapfen, metrisches ISO-trapezgewinde DIN 103.

Maschi a macchina per dadi con nocciolo di guida, filettatura trapeziodale metrica sinistra DIN 103.

Macho para tuerquas piloto, rosca izquierda trapezoidal DIN 103.

Machos máquina para porca com guia piloto, rosca esquerda trapezoidal métrica ISO 103.

Réf. : 35TMENFTR . . . LHH

HSS Tol. 7H

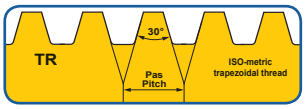

Tr	Ø mm	Pas	L1 mm	L2 mm	Ø1 mm	⌀ mm
102	10	2	110	63	7	5.5
103	10	3	125	75	7	5.5
123	12	3	165	111	8	6.2
143	**14**	**3**	**140**	**85**	**10**	**8**
144	14	4	170	112	10	8
164	16	4	180	116	11	9
184	18	4	190	120	12	9
204	20	4	200	124	14	11
225	22	5	235	155	16	12
245	24	5	245	160	18	14.5
265	26	5	255	165	20	16
285	28	5	265	170	22	18
306	30	6	290	185	22	18
326	32	6	300	191	25	20
366	36	6	310	200	28	22



Application HSS

Taraud machine à enfilade queue longue dégagée
pouvant recevoir plusieurs écrous pour des profondeurs
de filetage jusqu'à 1 x Ø
Taraudage dans des endroits d'accès difficiles
Taraudages dans trous débouchants
Pour utilisation générale
Matériaux faciles à usiner à 700 N/mm²
Aciers non alliés ou faiblement alliés

Application HSS

Machine nut tap Long reduced shank
to allow nuts to run over
For thread depth up to 1 x Ø
Ideal for tapping difficult to reach holes for through holes
For general use
Non abrasive material up to 700 N/mm²
Unalloyed and low alloyed steel

Anwendung HSS

Maschinen-Muttergewindebohrer Langer Überlaufschaft
zur Aufnahme mehrerer geschnittener Muttern
Für Gewindetiefen bis 1 x Ø
Zum Gewindeschneiden an schwer zugänglichen Stellen
Für Durchgangsgewinde für allgemeinen Einsatz
Gut zerspanbare Werkstoffe bis 700 N/mm²
Unlegierte und niedriglegierte Stähle

Applicazione HSS

Maschi a macchina per dadi gambo lungo
e diametro coda ridotta per la lavorazione di più dadi
contemporaneamente profondità di maschiatura a 1 x Ø
Per maschiatura in luoghi di difficile accesso
Per fori passanti per uso universale
Materiali buona truciodibilità fino a R 700 N/mm²
Acciai non legati e scarsamente legati

Aplicación HSS

Torneiras para tuerquas mango reducido largo para permitir
capaz de recibir varias tuerquas roscas con profundidad
hasta 1 x Ø
Roscada en agujeros de difícil acceso, y agujeros pasantes
Para uso general
Materiales de buena mecanización hasta 700 N/mm²
Aceros no aleados y de baja aleaci

Aplicações HSS

Macho máquina para porca haste paralela longo para a
recepçao de várias porcas rosqueadas
Para profundidade de rosca até 1 x Ø
Rosqueamento em locais de difícil acesso, para furo passante
Para uso geral
Materias fácil de usinar até 700 N/mm²
Aços não ligados se de baixa liga

Comment commander.
How to order.
Wie bestellen.

Come ordinare
Como ordenar
Como encomendar

Ex : commande

Taraud machine à enfilade
Filetage trapézoïdal à gauche

Tr 14 x 3 (LH) HSS

Réf : 35TMENFTR143LHH



M

DIN 357 HSS-E (Co5%) Tol. ISO2/6H

TARIF page 18

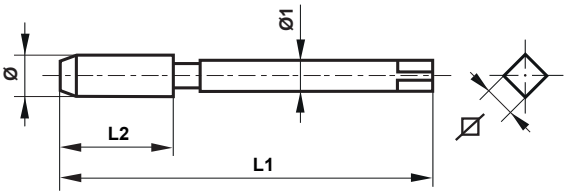

Tarauds machine à enfilade filetage métrique ISO DIN 13.
Machine nut taps metric ISO-thread DIN 13.
Maschinen-muttergewindebohrer metrisches ISO-gewinde DIN 13.

Maschi a macchina per dadi filettatura metrica ISO DIN 13.
Macho para tuerquas métrica ISO-rosca DIN 13.
Machos máquina para porca rosca métrica ISO DIN 13.

Réf. : 35TMENFDM . . . E

DIN 357 HSS-E (Co5%) Tol. ISO2/6H

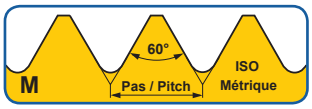

M ----	Ø mm	Pas	L1 mm	L2 mm	Ø1 mm	⌀ mm
3	3	x 0.50	70	22	2.2	—
4	4	x 0.70	90	25	2.8	2.1
5	5	x 0.80	100	28	3.5	2.7
6	6	x 1.00	110	32	4.5	3.4
8	8	x 1.25	125	40	6	4.9
10	10	x 1.50	140	45	7	5.5
12	12	x 1.75	180	50	9	7
14	14	x 2.00	200	56	11	9
16	16	x 2.00	200	63	12	9
18	18	x 2.50	220	63	14	11
20	20	x 2.50	250	70	16	12
22	**22**	**x 2.50**	**280**	**80**	**18**	**14.5**
24	24	x 3.00	280	80	18	14.5

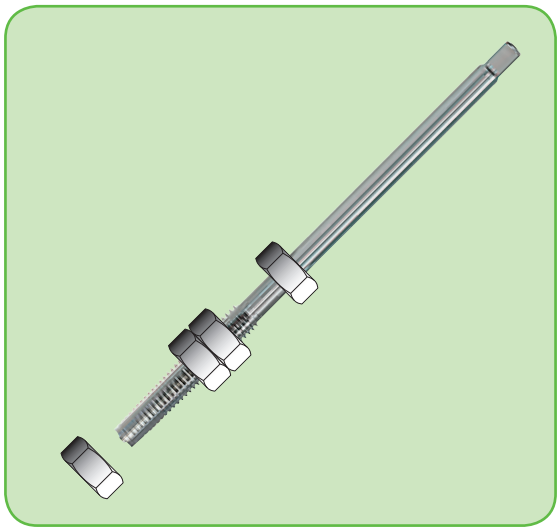

Application HSS-E

Taraud machine à enfilade queue longue dégagée
pouvant recevoir plusieurs écrous pour des profondeurs
de filetage jusqu'à 1 x Ø
Taraudage dans des endroits d'accès difficiles
Taraudages dans trous débouchants
Pour utilisation générale
Matériaux faciles à usiner à 900 N/mm²
Aciers non alliés ou faiblement alliés

Application HSS-E

Machine nut tap Long reduced shank
to allow nuts to run over
For thread depth up to 1 x Ø
Ideal for tapping difficult to reach holes for through holes
For general use
Non abrasive material up to 900 N/mm²
Unalloyed and low alloyed steel

Anwendung HSS-E

Maschinen-Muttergewindebohrer Langer Überlaufschaft
zur Aufnahme mehrerer geschnittener Muttern
Für Gewindetiefen bis 1 x Ø
Zum Gewindeschneiden an schwer zugänglichen Stellen
Für Durchgangsgewinde für allgemeinen Einsatz
Gut zerspanbare Werkstoffe bis 900 N/mm²
Unlegierte und niedriglegierte Stähle

Applicazione HSS-E

Maschi a macchina per dadi gambo lungo
e diametro coda ridotta per la lavorazione di più dadi
contemporaneamente profondità di maschiatura a 1 x Ø
Per maschiatura in luoghi di difficile accesso
Per fori passanti per uso universale
Materiali buona truciodibilità fino a R 900 N/mm²
Acciai non legati e scarsamente legati

Aplicación HSS-E

Torneiras para tuerquas mango reducido largo para permitir
capaz de recibir varias tuerquas roscas con profundidad
hasta 1 x Ø
Roscada en agujeros de difícil acceso, y agujeros pasantes
Para uso general
Materiales de buena mecanización hasta 900 N/mm²
Aceros no aleados y de baja aleaci

Aplicações HSS-E

Macho máquina para porca haste paralela longo para a
recepçao de várias porcas rosqueadas
Para profundidade de rosca até 1 x Ø
Rosqueamento em locais de difícil acesso, para furo passante
Para uso geral
Materias fácil de usinar até 900 N/mm²
Aços não ligados se de baixa liga

Comment commander.
How to order.
Wie bestellen.

Come ordinare
Como ordenar
Como encomendar

Ex : commande

Taraud machine à enfilade DIN 357
Filetage métrique
M 22 x 2.50 HSS-E
Réf : 35TMENFDM22E

Web : http://www.sermaoutillage.eu - **Email** : serma@sermaoutillage.eu - **Tél.** : 00 33 (0)3 27.30.12.31 - **Fax** : 00 33 (0)3 27.30.17.13

SERMA
Fournitures Industrielles

Gammes SERMA





Web : http://www.sermaoutillage.eu - **Email** : serma@sermaoutillage.eu - **Tél.** : 00 33 (0)3 27.30.12.31 - **Fax** : 00 33 (0)3 27.30.17.13

Index J

FILIÈRES RONDES / FILIÈRES HEXAGONALES
ROUND DIES / HEXAGON DIE NUTS
SCHNEIDEISEN / SECHSKANT-SCHNEIDMUTTERN
FILIERE / FILIERE ESAGONALI
COJINETES REDONDOS / COJINETES HEXAGONALES
COSSINETES REDONDOS / COSSINETES HEXAGONALES

Infos tech : P 238 P 239 P 240 P 241

Type	HSS / M2	HSSE	HSS / LH		HSS / M2	HSS / LH
M	P242 P243	P257	P260		P266	P275
M - 6e	P244					
MF	P245 P246 P247	P258	P261 P262		P267 P268	
BSW	P248		P263		P269	
BSF	P248				P269	
BA	P249					
UNC	P249		P264		P270	
UNF	P250		P264		P270	
UNEF	P251					
8 - UN					P271	
G (BSP)	P252	P259	P265		P272	P276
R (BSPT)	P253				P273	
PG	P253					
NPT	P254				P274	
NPTF	P254					
FG	P255					
BSC	P255					
Vg	P256					



Fileter avec filières.	Filettatura con filiere.
Threading with dies.	Roscado con cojinetes.
Gewinde mit schneideisen.	Roscados com cossinetes.

Matériel nécessaire / Necessary material / Material benötigt / Materiale necessario / Material necesario / Material necessário



Barres rondes / Round bars
Runde Bars / Barre tonde
Barras redondas / Barras redondas

Préparation / Preparation / Vorbereitung / Preparazione / Preparación / Preparação

Diamètre pièce légérement inférieur au diamètre nominal du filetage.
- Chanfreiner extrémité pièce à fileter.

Piece diameter slightly lower at the nominal diameter of the thread.
- Chamfer end piece to thread.

Stückdurchmesser etwas niedriger am Nenndurchmesser des Gewindes.
- Endstück einfädeln.

Diametro pezzo leggermente meno del diametro nominale della filettatura.
- Smussare la parte terminale a filettatura.

Diámetro pieza ligeramente menor que el diámetro nominal de la rosca.
- Chaflán pieza para roscar.

Diâmetro da peça ligeiramente inferior no diâmetro nominal do rosca.
- Extremidade chanfrada para rosquear.

Conseils / Advice / Beratung / Consiglio / Asesoramiento / Conselho

Eviter de visser plusieurs fois la filière car la position varie et risque de déformer le filetage. Ne jamais forcer en cas de blocage.

Dévisser et éliminer les copeaux.
Huiler et recommencer.
Pour nettoyer, utiliser une brosse.

Avoid screwing the die several times because the position varies and may distort threading. Never force in case of blockage.

Unscrew and remove chips.
Oil and start again.
To clean, use a brush.

Vermeiden Sie, den würfel mehrmals zu verschrauben weil die position variiert und kann das einfädeln verzerren. Bei Verstopfung niemals Nein gewalt anwenden.

Schrauben sie die späne ab und entfernen sie sie. Öl und wieder von vorne beginnen.
Verwenden Sie zum reinigen eine Bürste.

Evitare di avvitare più volte la filiere perché la posizione varia e può distorcere la filettatura. Non forzare mai in caso di blocco.

Svitare e rimuovere i trucioli.
Olio e ricomincia.
Per pulire, usare un pennello.

Evita atornillar el cojinetes varias veces porque la posición varía y puede distorsionar el roscado. Nunca forzar en caso de bloqueo.

Destornilla y quita las virutas.
Aceite y comienza de nuevo.
Para limpiar, use un cepillo.

Evite parafusar o cossinete várias vezes porque a posição varia e pode distorcer o rosca. Nunca force em caso de bloqueio.

Desaperte e remova as fichas.
Óleo e comece de novo.
Para limpar, use um pincel.

Web : http://www.sermaoutillage.eu - **Email** : serma@sermaoutillage.eu - **Tél.** : 00 33 (0)3 27.30.12.31 - **Fax** : 00 33 (0)3 27.30.17.13

Processus / Process / Prozess / Processo / Proceso / Processo

Choisir la filière et la placer dans la cage du porte-filière, l'encoche étant positionnée en face de la vis. Serrer modérément la filière dans le porte-filière.

Choice the die and place it in the cage of the die holder, the notch being positioned in front of the screw. Tighten moderately the die in the die Stocks.

Wählen sie den schneideisen aus und legen sie es in den käfig von der schneideisenhalter, Die kerbe befindet sich vor der schraube. Mäßig anziehen schneideisen im schneideisenhalter.

Scegliere la filiere e posizionarla nella gabbia del portafiliere, la tacca è posizionata davanti alla vite. Stringiere moderatamente la filiere nel portafiliere.

Elige el cojinetes y colóquelo en la jaula del soporte del volvedores, la muesca se coloca delante del tornillo. Apretar moderadamente el cojinetes en el soporte del volvedores.

Escolha o cossinetes e colocá-lo na gaiola da desanador para cossinetes, o entalhe sendo posicionado em frente ao parafuso. Aperte moderadamente o cossinetes em desanador para cossinetes.

1

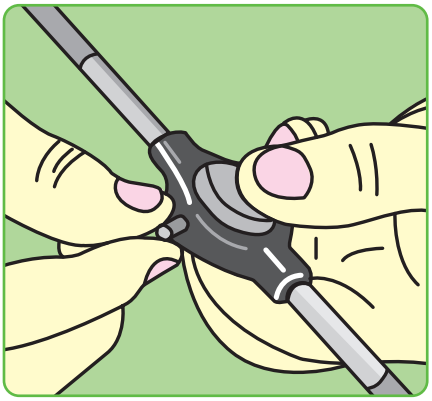

Bloquer la pièce à fileter dans un étau pour qu'elle ne bouge pas.

Block the workpiece in a vise so that it does not move.

Blockieren Sie das Werkstück in einem Schraubstock, damit es sich nicht bewegt.

Blocca il pezzo in una morsa in modo che non si muova.

Bloquee la pieza de trabajo en una prensa para que no se mueva.

Bloqueie a peça de trabalho em um torno de modo que ela não se mova.

2



Visser lentement la filière sur la pièce, en appuyant fortement sur le porte-filière. Celui-ci doit être parfaitement perpendiculaire à l'axe du filetage.

Slowly screw the die on the workpiece, pressing firmly on the die stocks. This must be perfectly perpendicular to the axis of the thread.

Schrauben sie die schneideisen langsam auf das werkstück und drücken sie fest auf den schneideisenhalter. Diese muss senkrecht zur gewindeachse stehen.

Avvitare lentamente la filiere sul pezzo da lavorare, premendo fortemente sul porta filiere. Questo deve essere perfettamente perpendicolare all'asse della filettatuta.

Enrosque lentamente el cojinetes en la pieza de trabajo, presionando fuertemente sobre el volvedores. Esto debe ser perfectamente perpendicular al eje del rosca.

Lentamente, parafuse a cossinetes na peça de trabalho, pressionando firmemente o desanador para cossinetes. Isso deve ser perfeitamente perpendicular ao eixo del rosca.

3



Dès que le filetage est commencé, tourner le porte-filière en le tenant par ses deux bras.

As soon as the threading is started, turn the die stocks holding it by its two arms.

Sobald das Einfädeln gestartet wird, drehen sie den Schneideisenhalter, indem sie ihn an den beiden armen halten.

Non appena viene avviata la filettatura, girare il portafiliere tenendolo per i suoi due bracci.

Tan pronto como se inicie la rosca. Gire el volvedores sujetándolo por sus dos brazos.

Assim que la rosca é iniciada, vire o desanador segurando-o pelos dois braços.

4

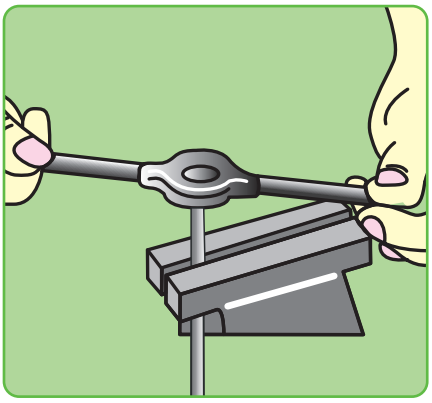

Processus / Process / Prozess / Processo / Proceso / Processo

Après trois tours en vissant, dévisser d'un demi-tour pour "casser" les copeaux.

After three turns screwing, unscrew an half turn to "break" the chips.

Nach drei Umdrehungen schrauben, Eine halbe umdrehung herausdrehen, um die späne zu zerbrechen.

Dopo tre giri di avvitamento, svitare di mezzo giro per rompere i trucioli.

Después de tres vueltas atornillar, Desatornille media vuelta para romper las virutas.

Depois de três voltas transando, Desaperte meia volta para quebrar as virutas.

5

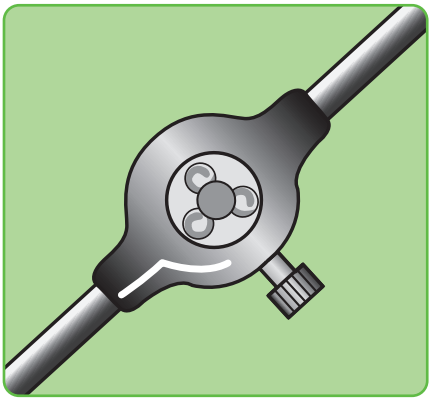

Utiliser un peu d'huile de coupe ou de pétrole dans la filière pour faciliter la pénétration dans le métal.

Use some cutting oil or petrol in the die to facilitate the penetration into the metal.

Verwenden sie etwas schneidöl oder Öl im schneideisen zu erleichtern.

Usare qualche gocci di olio o di petrolio nella filiera per facilitare la penetrazione nel metallo.

Use unas gotas de aceite o petrolio en el cojinete Para facilitar la penetración en el metal.

Use algumas gotas de óleo ou petrolio em el cossinete para facilitar a penetração no metal.

6

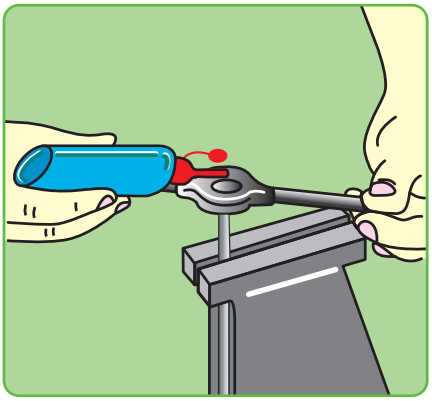

Fileter jusqu'à la longueur de filetage désirée respecter de dévisser d'un demi tour tous les 3 tours.

Thread up to the desired thread length respect to unscrew a half turn every 3 turns.

Auf die gewünschte gewindelänge auffädeln, achten sie darauf, dass sie alle 3 umdrehungen eine halbe umdrehung herausdrehen.

Filetare fino alla lunghezza del filo desiderata osservare di svitare di mezzo giro ogni 3 giri.

Hilo hasta la longitud deseada Observe de destornillar media vuelta cada 3 vueltas.

Encaminhe até o comprimento de encadeamento desejado observe para desenroscar meia volta a cada 3 voltas.

7



Dévisser le porte filière et nettoyer le filetage avec un pinceau et du pétrole.

Unscrew the die holder and clean the thread with a brush and petrol.

Schrauben sie den schneideisenhalter ab und reinigen sie den faden mit einem pinsel und petrol.

Svitare il portafiliere e pulire la filettatura con un pennello e petrolio.

Destornille el volvedore y limpie el hilo Con un pincel y petrol.

Desenrosque desanador para cossinetes e limpe o fio com uma escova e petrol.

8

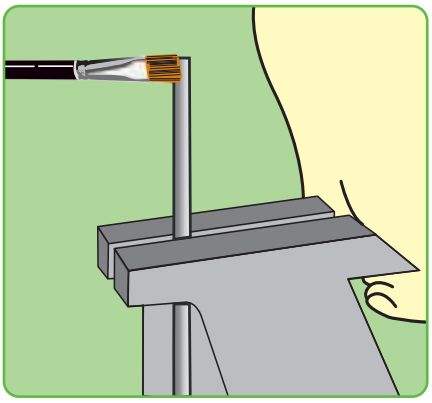

Web : http://www.sermaoutillage.eu - **Email** : serma@sermaoutillage.eu - **Tél.** : 00 33 (0)3 27.30.12.31 - **Fax** : 00 33 (0)3 27.30.17.13



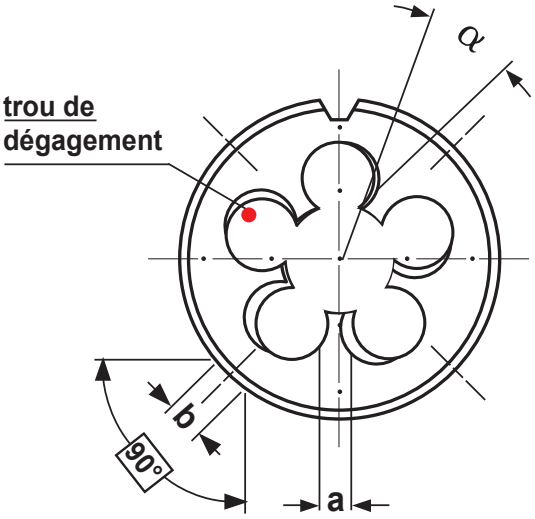

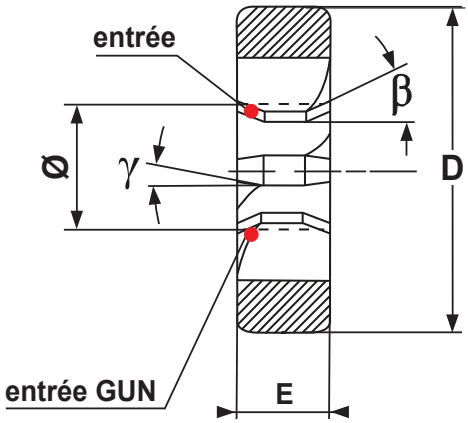

Ø Nominal Diameter
D Diamètre extérieur
E Epaisseur de la filière
a Largeur de dent
b Alésage pour vis de fixation
ὰ Angle de coupe
þ Cône d'entrée
Ỳ Entrée GUN

Ø Nominal Diameter
D Outside diameter
E Width of die
a Width of tooth
b Hole for holding screws
ὰ Rake angle
þ Lead angle
Ỳ GUN nose

Ø Nennmaß
D Außendurchmesser
E Schneideisenhöhe
a Stegbreite
b Bohrung für Halteschrauben
ὰ Spanwinkel
þ Anschnittwinkel
Ỳ Schälanschnittwinkel

Ø Diametro nominale
D Diametro esterno
E Spessore de la filiera
a Ampiezza del dente
b Alesaggio per fissaggio viti
ὰ Angolo di taglio
þ Cono dell'imbocco
Ỳ Imbocco GUN

Ø Diámetro nominal
D Diámetro exterior
E Ancho del cojinete
a Ancho del diente
b Agujero para tornillo
ὰ Ángulo de corte
þ Cono de entrada
Ỳ Entrada GUN

Ø Diâmetro nominal
D Diâmetro exterior
E Espessura do cossinete
a Largura do dente
b Furo para fixação de parafusos
ὰ Ângulo de corte
þ Cone de entrada
Ỳ Entrada GUN



Forme Fermée

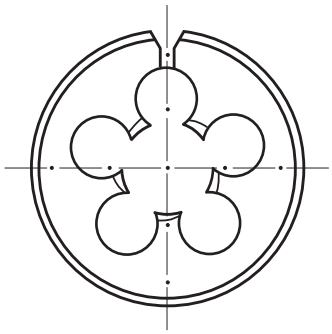

Forme Ouverte

Sauf stipulation contraire, toutes les filières sont livrées en forme F (cage fermée).

Unless otherwise requested, all dies are supplied solid Form F.

Soweit nicht anders angegeben, liefern wir alle Schneideisen in Form F (geschlossen).

Se non diversamente specificato, forniamo tutte le filiere in forma F (chiusa).

A no ser que se indique lo contrario, todos los cojinetes son suministrados en Forma F (cerrado).

Salvo disposição em contrário, nós fornecemos todos os cossinetes na forma F (fechado).

M

DIN 223 (DIN EN 22568) HSS Tol. 6g

TARIF page 18

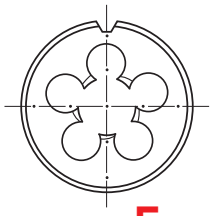

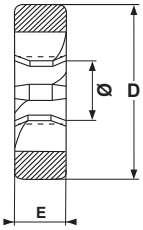

Forme **F**

Filières rondes filetage métrique ISO DIN 13.
Round dies metric ISO-thread DIN 13.
Runde schneideisenmetrisches ISO-gewinde DIN 13.

Filiere tonde filettatura metrica ISO DIN 13.
Cojinetes redondos rosca métrica ISO DIN 13.
Cossinetes redondo rosca métrica ISO DIN 13.

Réf. : 510FRF_ _ _M_ _ _H

DIN 223 (DIN EN 22568) HSS Tol. 6g
Forme **F**

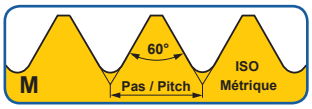

M ----	Ø mm		PAS Pitch	D mm		E mm
1025	1	x	0.25	16	x	5
11025	1.1	x	0.25	16	x	5
12025	1.2	x	0.25	16	x	5
14030	1.4	x	0.30	16	x	5
16035	1.6	x	0.35	16	x	5
17035	1.7	x	0.35	16	x	5
18035	1.8	x	0.35	16	x	5
2040	2	x	0.40	16	x	5
22045	2.2	x	0.45	16	x	5
23040	2.3	x	0.40	16	x	5
25045	2.5	x	0.45	16	x	5
26045	2.6	x	0.45	16	x	5
3050	3	x	0.50	20	x	5
35060	3.5	x	0.60	20	x	5
4070	4	x	0.70	20	x	5
45075	4.5	x	0.75	20	x	7
5080	5	x	0.80	20	x	7
55090	5.5	x	0.90	20	x	7
6100	6	x	1.00	20	x	7
7100	7	x	1.00	25	x	9
8125	8	x	1.25	25	x	9
9125	9	x	1.25	25	x	9
10150	10	x	1.50	30	x	11
11150	11	x	1.50	30	x	11
12175	12	x	1.75	38	x	14
14200	14	x	2.00	38	x	14
15200	15	x	2.00	38	x	14
16200	16	x	2.00	45	x	18

M ----	Ø mm		PAS Pitch	D mm		E mm
18250	18	x	2.50	45	x	18
19250	19	x	2.50	45	x	18
20250	20	x	2.50	45	x	18
22250	22	x	2.50	55	x	22
24300	24	x	3.00	55	x	22
27300	27	x	3.00	65	x	25
30350	30	x	3.50	65	x	25
33350	33	x	3.50	65	x	25
36400	36	x	4.00	65	x	25
39400	39	x	4.00	75	x	30
42450	42	x	4.50	75	x	30
45450	45	x	4.50	90	x	36
48500	48	x	5.00	90	x	36
52500	52	x	5.00	90	x	36
56550	56	x	5.50	105	x	36
60550	60	x	5.50	105	x	36
64600	64	x	6.00	120	x	36
68600	68	x	6.00	120	x	36
72600	72	x	6.00	120	x	36
76600	76	x	6.00	120	x	36
80600	80	x	6.00	120	x	36
84600	84	x	6.00	130	x	36
88600	88	x	6.00	140	x	36
90600	90	x	6.00	140	x	36
92600	92	x	6.00	140	x	36
96600	96	x	6.00	140	x	36
100600	100	x	6.00	150	x	36

Application HSS
Pour utilisation générale
Matériaux faciles à usiner à 800 N/mm²
Aciers non alliés ou faiblement alliés

Application HSS
For general use
Non abrasive material up to 800 N/mm²
Unalloyed and low alloyed steel

Anwendung HSS
Für allgemeinen Einsatz
Gut zerspanbare Werkstoffe bis 800 N/mm²
Unlegierte und niedriglegierte Stähle

Applicazione HSS
Per uso universale
Materiali con buona truciodibilità fino a R 800 N/mm²
Acciai non legati e scarsamente legati

Aplicación HSS
Para uso general
Materials de buena mecanización hasta 800 N/mm²
Aceros no aleados y de baja aleación

Aplicações HSS
Para uso geral
Materiais de bom usinar até 800 N/mm²
Aço não ligado e aço fracamente

Sauf stipulation contraire, toutes les filières sont livrées en forme **F** (cage fermée).
Unless otherwise requested, all dies are supplied solid (Form **F**).
Soweit nicht anders angegeben, liefern wir alle Schneideisen in Form **F** (geschlossen).

Se non diversamente specificato, forniamo tutte le filiere in forma **F** (chiusa).
A no ser que se indique lo contrario, todos los cojinetes son suministrados en Forma **F** (cerrado).
Salvo disposição em contrário, nós fornecemos todos os cossinetes na forma **F** (fechado).

Comment commander.
How to order.
Wie bestellen.

Come ordinare
Como ordenar
Como encomendar

Ex : commande
Filière ronde fermée
Filetage métrique HSS
Ø M100 x 600 - D ext. 150
Réf : 510FRF150M100600H

Web : http://www.sermaoutillage.eu - **Email** : serma@sermaoutillage.eu - **Tél.** : 00 33 (0)3 27.30.12.31 - **Fax** : 00 33 (0)3 27.30.17.13

M

HSS Forme F Forme O Tol. 6g

TARIF page 18

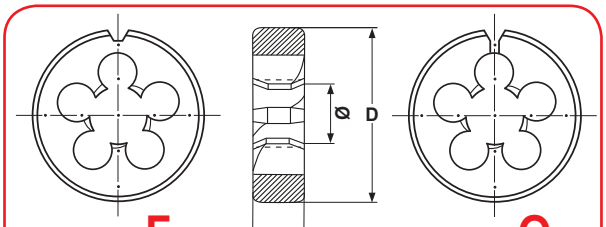

Forme F Forme O

Filières rondes filetage métrique ISO DIN 13.
Round dies metric ISO-thread DIN 13.
Runde schneideisenmetrisches ISO-gewinde DIN 13.

Filiere tonde filettatura metrica ISO DIN 13.
Cojinetes redondos rosca métrica ISO DIN 13.
Cossinetes redondo rosca métrica ISO DIN 13.

Réf. : 510FRF_ _ M_ _ H

HSS Forme F Tol. 6g

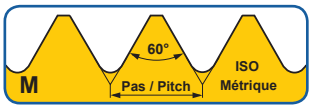

M ----	Ø mm		PAS Pitch	D mm		E mm
3050	3	x	0.50	25	x	9
4070	4	x	0.70	25	x	9
5080	5	x	0.80	25	x	9
6100	6	x	1.00	25	x	9
81251	8	x	1.25	25	x	9
10150	10	x	1.50	25	x	9
12175	12	x	1.75	25	x	9

Ex : commande

Filière ronde fermée
Filetage métrique HSS

Ø M10 x 150 - D ext. 25

Réf : 510FRF25M10150H

Application HSS

Pour utilisation générale
Matériaux faciles à usiner à 800 N/mm²
Aciers non alliés ou faiblement alliés

Application HSS

For general use
Non abrasive material up to 800 N/mm²
Unalloyed and low alloyed steel

Réf. : 510FRO_ _ M_ _ H

HSS Forme O Tol. 6g

M ----	Ø mm		PAS Pitch	D mm		E mm
3050	3	x	0.50	25.4	x	9
4070	4	x	0.70	25.4	x	9
5080	5	x	0.80	25.4	x	9
6100	6	x	1.00	25.4	x	9
8125	8	x	1.25	25.4	x	9
10150	10	x	1.50	25.4	x	9
12175	12	x	1.75	25.4	x	9
14200	14	x	2.00	38.1	x	10
16200	16	x	2.00	38.1	x	10
18250	18	x	2.50	38.1	x	10
20250	20	x	2.50	38.1	x	10

Ex : commande

Filière ronde ouverte
Filetage métrique HSS

Ø M10 x 150 - D ext. 25.4

Réf : 510FRO254M10150H

Anwendung HSS

Für allgemeinen Einsatz
Gut zerspanbare Werkstoffe bis 800 N/mm²
Unlegierte und niedriglegierte Stähle

Applicazione HSS

Per uso universale
Materiali con buona truciodibilità fino a R 800 N/mm²
Acciai non legati e scarsamente legati

Aplicación HSS

Para uso general
Materials de buena mecanización hasta 800 N/mm²
Aceros no aleados y de baja aleación

Aplicações HSS

Para uso geral
Materiais de bom usinar até 800 N/mm²
Aço não ligado e aço fracamente

Sauf stipulation contraire, toutes les filières sont livrées en forme **F** (cage fermée).
Unless otherwise requested, all dies are supplied solid (Form **F**).
Soweit nicht anders angegeben, liefern wir alle Schneideisen in Form **F** (geschlossen).

Se non diversamente specificato, forniamo tutte le filiere in forma **F** (chiusa).
A no ser que se indique lo contrario, todos los cojinetes son suministrados en Forma **F** (cerrado).
Salvo disposição em contrário, nós fornecemos todos os cossinetes na forma **F** (fechado).

Comment commander.
How to order.
Wie bestellen.

Come ordinare
Como ordenar
Como encomendar

M (–) minoré

DIN 223 (DIN EN 22568) HSS Tol. 6e

TARIF page 18

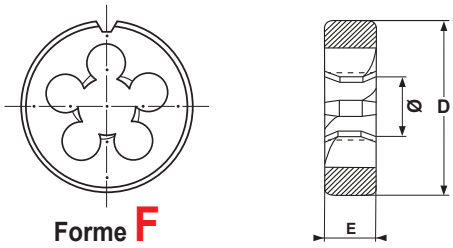

Forme **F**

- Filières rondes filetage métrique ISO DIN 13.
- Round dies metric ISO-thread DIN 13.
- Runde schneideisenmetrisches ISO-gewinde DIN 13.
- Filiere tonde filettatura metrica ISO DIN 13.
- Cojinetes redondos rosca métrica ISO DIN 13.
- Cossinetes redondo rosca métrica ISO DIN 13.

Réf. : 510FRF_ _ _MM_ _ _H

DIN 223 (DIN EN 22568) HSS
Forme **F** Tol. **6e**

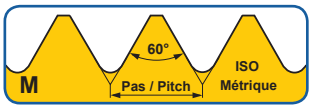

M ----	Ø mm		PAS Pitch	D mm		E mm
3050	3	x	0.50	20	x	5
4070	4	x	0.70	20	x	5
5080	5	x	0.80	20	x	7
6100	6	x	1.00	20	x	7
8125	8	x	1.25	25	x	9
10150	10	x	1.50	30	x	11
12175	12	x	1.75	38	x	14
14200	14	x	2.00	38	x	14
16200	16	x	2.00	45	x	18
18250	18	x	2.50	45	x	18
20250	20	x	2.50	45	x	18

Filetages minorés destinés aux revêtements galvaniques

Ex : commande

Filière ronde fermée
Filetage métrique HSS
M10 x 150 Minoré 6e

D ext. 30mm

Réf : 510FRF30MM10150H

Application HSS

Pour utilisation générale
Matériaux faciles à usiner à 800 N/mm²
Aciers non alliés ou faiblement alliés

Application HSS

For general use
Non abrasive material up to 800 N/mm²
Unalloyed and low alloyed steel

Anwendung HSS

Für allgemeinen Einsatz
Gut zerspanbare Werkstoffe bis 800 N/mm²
Unlegierte und niedriglegierte Stähle

Applicazione HSS

Per uso universale
Materiali con buona truciodibilità fino a R 800 N/mm²
Acciai non legati e scarsamente legati

- Sauf stipulation contraire, toutes les filières sont livrées en forme **F** (cage fermée).
- Unless otherwise requested, all dies are supplied solid (Form **F**).
- Soweit nicht anders angegeben, liefern wir alle Schneideisen in Form **F** (geschlossen).
- Se non diversamente specificato, forniamo tutte le filiere in forma **F** (chiusa).
- A no ser que se indique lo contrario, todos los cojinetes son suministrados en Forma **F** (cerrado).
- Salvo disposição em contrário, nós fornecemos todos os cossinetes na forma **F** (fechado).

Aplicación HSS

Para uso general
Materials de buena mecanización hasta 800 N/mm²
Aceros no aleados y de baja aleación

- Comment commander.
- How to order.
- Wie bestellen.
- Come ordinare
- Como ordenar
- Como encomendar

Aplicações HSS

Para uso geral
Materiais de bom usinar até 800 N/mm²
Aço não ligado e aço fracamente

Web : http://www.sermaoutillage.eu - **Email** : serma@sermaoutillage.eu - **Tél.** : 00 33 (0)3 27.30.12.31 - **Fax** : 00 33 (0)3 27.30.17.13

MF

DIN 223 (DIN EN 22568) HSS Tol. 6g

TARIF page 18

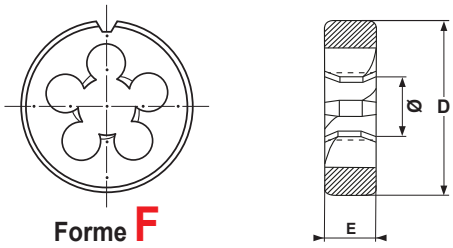

Forme **F**

Filières rondes filetage métrique à pas fin ISO DIN 13.
Round dies metric-fine ISO-thread DIN 13.
Runde schneideisen metrisches ISO-feingewinde DIN 13.
Filiere tonde filettatura metrica fina ISO DIN 13.
Cojinetes redondos métrica fina ISO-rosca DIN 13.
Cossinetes redondo rosca métrica fina ISO DIN 13.

Réf. : 510FRF_ _ _MF _ _ _H

DIN 223 (DIN EN 22568) HSS

Forme **F**

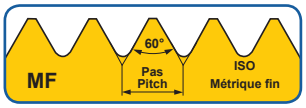

MF ----	Ø mm		PAS Pitch	D mm		E mm
25035	2.5	x	0.35	16	x	5
26035	2.6	x	0.35	16	x	5
3035	3	x	0.35	20	x	5
35035	3.5	x	0.35	20	x	5
4035	4	x	0.35	20	x	5
4050	4	x	0.50	20	x	5
45050	4.5	x	0.50	20	x	5
5050	5	x	0.50	20	x	5
5075	5	x	0.75	20	x	7
55050	5.5	x	0.50	20	x	5
6050	6	x	0.50	20	x	5
6075	6	x	0.75	20	x	7
7050	7	x	0.50	25	x	9
7075	7	x	0.75	25	x	9
8050	8	x	0.50	25	x	9
8075	8	x	0.75	25	x	9
8100	8	x	1.00	25	x	9
9050	9	x	0.50	25	x	9
9075	9	x	0.75	25	x	9
9100	9	x	1.00	25	x	9
1050	10	x	0.50	30	x	11
10075	10	x	0.75	30	x	11
10100	10	x	1.00	30	x	11
10125	10	x	1.25	30	x	11
1100	11	x	1.00	30	x	11
1125	11	x	1.25	30	x	11
12050	12	x	0.50	38	x	10
121075	12	x	0.75	38	x	10

MF ----	Ø mm		PAS Pitch	D mm		E mm
12100	12	x	1.00	38	x	10
12125	12	x	1.25	38	x	10
12150	12	x	1.50	38	x	10
13050	13	x	0.50	38	x	10
13075	13	x	0.75	38	x	10
13100	13	x	1.00	38	x	10
13150	13	x	1.50	38	x	10
14050	14	x	0.50	38	x	10
141075	14	x	0.75	38	x	10
14100	14	x	1.00	38	x	10
14125	14	x	1.25	38	x	10
14150	14	x	1.50	38	x	10
15075	15	x	0.75	38	x	10
15100	15	x	1.00	38	x	10
15150	15	x	1.50	38	x	10
16050	16	x	0.50	45	x	14
16075	16	x	0.75	45	x	14
16100	16	x	1.00	45	x	14
16125	16	x	1.25	45	x	14
16150	16	x	1.50	45	x	14
17100	17	x	1.00	45	x	14
17150	17	x	1.50	45	x	14
18050	18	x	0.50	45	x	14
18075	18	x	0.75	45	x	14
18100	18	x	1.00	45	x	14
18125	18	x	1.25	45	x	14
18150	18	x	1.50	45	x	14
18200	18	x	2.00	45	x	14

Application HSS
Pour utilisation générale
Matériaux faciles à usiner à 800 N/mm²
Aciers non alliés ou faiblement alliés

Application HSS
For general use
Non abrasive material up to 800 N/mm²
Unalloyed and low alloyed steel

Anwendung HSS
Für allgemeinen Einsatz
Gut zerspanbare Werkstoffe bis 800 N/mm²
Unlegierte und niedriglegierte Stähle

Applicazione HSS
Per uso universale
Materiali con buona truciodibilità fino a R 800 N/mm²
Acciai non legati e scarsamente legati

Aplicación HSS
Para uso general
Materials de buena mecanización hasta 800 N/mm²
Aceros no aleados y de baja aleación

Aplicações HSS
Para uso geral
Materiais de bom usinar até 800 N/mm²
Aço não ligado e aço fracamente

Sauf stipulation contraire, toutes les filières sont livrées en forme **F** (cage fermée).
Unless otherwise requested, all dies are supplied solid (Form **F**).
Soweit nicht anders angegeben, liefern wir alle Schneideisen in Form **F** (geschlossen).
Se non diversamente specificato, forniamo tutte le filiere in forma **F** (chiusa).
A no ser que se indique lo contrario, todos los cojinetes son suministrados en Forma **F** (cerrado).
Salvo disposição em contrário, nós fornecemos todos os cossinetes na forma **F** (fechado).

Comment commander.
How to order.
Wie bestellen.
Come ordinare
Como ordenar
Como encomendar

Ex : commande

Filière ronde fermée HSS
Filetage métrique fin
Ø 8 x 0.75 - D ext. 25 mm

Réf : 510FRF25MF8075H

→ Suite p246

→ Suite de la p245

Réf. : 510FRF_ _ _MF_ _ _H

TARIF page 19

DIN 223 (DIN EN 22568) **HSS**

Forme F

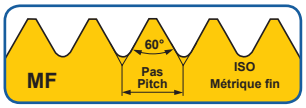

MF ----	Ø mm		PAS Pitch	D mm		E mm
19100	19	x	1.00	45	x	14
19150	19	x	1.50	45	x	14
20050	20	x	0.50	45	x	14
20075	20	x	0.75	45	x	14
20100	20	x	1.00	45	x	14
20125	20	x	1.25	45	x	14
20150	20	x	1.50	45	x	14
20200	20	x	2.00	45	x	14
21100	21	x	1.00	45	x	14
21150	21	x	1.50	45	x	14
22050	22	x	0.50	55	x	16
22075	22	x	0.75	55	x	16
22100	22	x	1.00	55	x	16
22125	22	x	1.25	55	x	16
22150	22	x	1.50	55	x	16
22200	22	x	2.00	55	x	16
23100	23	x	1.00	55	x	16
23150	23	x	1.50	55	x	16
24050	24	x	0.50	55	x	16
24075	24	x	0.75	55	x	16
24100	24	x	1.00	55	x	16
24125	24	x	1.25	55	x	16
24150	24	x	1.50	55	x	16
24200	24	x	2.00	55	x	16
25100	25	x	1.00	55	x	16
25150	25	x	1.50	55	x	16
26100	26	x	1.00	55	x	16
26150	26	x	1.50	55	x	16
26200	26	x	2.00	55	x	16
27100	27	x	1.00	65	x	18
27150	27	x	1.50	65	x	18
27200	27	x	2.00	65	x	18
28100	28	x	1.00	65	x	18
28150	28	x	1.50	65	x	18
28200	28	x	2.00	65	x	18
29150	29	x	1.50	65	x	18
30100	30	x	1.00	65	x	18
30150	30	x	1.50	65	x	18
30200	30	x	2.00	65	x	18
30250	30	x	2.50	65	x	18
30300	30	x	3.00	65	x	25
32100	32	x	1.00	65	x	18
32150	32	x	1.50	65	x	18
32200	32	x	2.00	65	x	18
32300	32	x	3.00	65	x	25
33150	33	x	1.50	65	x	18
33200	33	x	2.00	65	x	18
33300	33	x	3.00	65	x	25
34100	34	x	1.00	65	x	18
34150	34	x	1.50	65	x	18
34200	34	x	2.00	65	x	18

MF ----	Ø mm		PAS Pitch	D mm		E mm
35100	35	x	1.00	65	x	18
35150	35	x	1.50	65	x	18
35200	35	x	2.00	65	x	18
36100	36	x	1.00	65	x	18
36150	36	x	1.50	65	x	18
36200	36	x	2.00	65	x	18
36300	36	x	3.00	65	x	25
37150	37	x	1.50	65	x	18
38100	38	x	1.00	75	x	20
38150	38	x	1.50	75	x	20
38200	38	x	2.00	75	x	20
38300	38	x	3.00	75	x	30
39150	39	x	1.50	75	x	20
39200	39	x	2.00	75	x	20
39300	39	x	3.00	75	x	30
40100	40	x	1.00	75	x	20
40150	40	x	1.50	75	x	20
40200	40	x	2.00	75	x	20
40300	40	x	3.00	75	x	30
42100	42	x	1.00	75	x	20
42150	42	x	1.50	75	x	20
42200	42	x	2.00	75	x	20
42300	42	x	3.00	75	x	30
44150	44	x	1.50	90	x	22
44200	44	x	2.00	90	x	22
45100	45	x	1.00	90	x	22
45150	45	x	1.50	90	x	22
45200	45	x	2.00	90	x	22
45300	45	x	3.00	90	x	36
46150	46	x	1.50	90	x	22
48100	48	x	1.00	90	x	22
48150	48	x	1.50	90	x	22
48200	48	x	2.00	90	x	22
48300	48	x	3.00	90	x	36
50150	50	x	1.50	90	x	22
50200	50	x	2.00	90	x	22
50300	50	x	3.00	90	x	36
52150	52	x	1.50	90	x	22
52200	52	x	2.00	90	x	22
52300	52	x	3.00	90	x	36
54100	54	x	1.00	105	x	22
54150	54	x	1.50	105	x	22
54200	54	x	2.00	105	x	22
54300	54	x	3.00	105	x	36
54400	54	x	4.00	105	x	36
55150	55	x	1.50	105	x	22
55200	55	x	2.00	105	x	22
55300	55	x	3.00	105	x	36
55400	55	x	4.00	105	x	36
56100	56	x	1.00	105	x	22
56150	56	x	1.50	105	x	22

MF ----	Ø mm		PAS Pitch	D mm		E mm
56200	56	x	2.00	105	x	22
56300	56	x	3.00	105	x	36
56400	56	x	4.00	105	x	36
58100	58	x	1.00	105	x	22
58150	58	x	1.50	105	x	22
58200	58	x	2.00	105	x	22
58300	58	x	3.00	105	x	36
58400	58	x	4.00	105	x	36
60150	60	x	1.50	105	x	22
60200	60	x	2.00	105	x	22
60300	60	x	3.00	105	x	36
60400	60	x	4.00	105	x	36
62150	62	x	1.50	105	x	22
62200	62	x	2.00	105	x	22
62300	62	x	3.00	105	x	36
62400	62	x	4.00	105	x	36
63150	63	x	1.50	105	x	22
64150	64	x	1.50	120	x	22
64200	64	x	2.00	120	x	22
64300	64	x	3.00	120	x	36
64400	64	x	4.00	120	x	36
65150	65	x	1.50	120	x	22
65200	65	x	2.00	120	x	22
65300	65	x	3.00	120	x	36
65400	65	x	4.00	120	x	36
68150	68	x	1.50	120	x	22
68200	68	x	2.00	120	x	22
68300	68	x	3.00	120	x	36
68400	68	x	4.00	120	x	36
70150	70	x	1.50	120	x	22
70200	70	x	2.00	120	x	22
70300	70	x	3.00	120	x	36
70400	70	x	4.00	120	x	36
72150	72	x	1.50	120	x	22
72200	72	x	2.00	120	x	22
72300	72	x	3.00	120	x	36
72400	72	x	4.00	120	x	36
74150	74	x	1.50	120	x	22
74200	74	x	2.00	120	x	22
74300	74	x	3.00	120	x	36
74400	74	x	4.00	120	x	36
75150	75	x	1.50	120	x	22
75200	75	x	2.00	120	x	22
75300	75	x	3.00	120	x	36
75400	75	x	4.00	120	x	36
76150	76	x	1.50	120	x	22
76200	76	x	2.00	120	x	22
76300	76	x	3.00	120	x	36
76400	76	x	4.00	120	x	36

→ Suite p247

Web : http://www.sermaoutillage.eu - **Email** : serma@sermaoutillage.eu - **Tél.** : 00 33 (0)3 27.30.12.31 - **Fax** : 00 33 (0)3 27.30.17.13

→ Suite de la p247

MF

DIN 223 (DIN EN 22568) HSS Tol. 6g

TARIF page 19

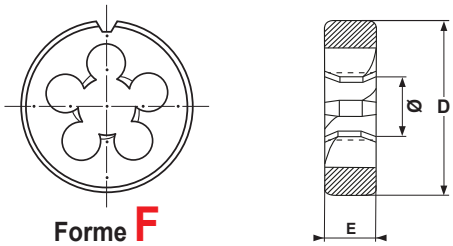

Forme **F**

Filières rondes filetage métrique à pas fin ISO DIN 13.
Round dies metric-fine ISO-thread DIN 13.
Runde schneideisen metrisches ISO-feingewinde DIN 13.
Filiere tonde filettatura metrica fina ISO DIN 13.
Cojinetes redondos métrica fina ISO-rosca DIN 13.
Cossinetes redondo rosca métrica fina ISO DIN 13.

Réf. : 510FRF. . . MF . . . H

DIN 223 (DIN EN 22568) HSS

Forme **F**

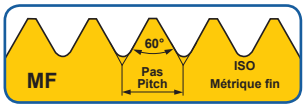

MF ----	Ø mm		PAS Pitch	D mm		E mm
78150	78	x	1.50	120	x	22
78200	78	x	2.00	120	x	22
78300	78	x	3.00	120	x	36
78400	78	x	4.00	120	x	36
80150	80	x	1.50	120	x	22
80200	80	x	2.00	120	x	22
80300	80	x	3.00	120	x	36
80400	80	x	4.00	120	x	36
82150	82	x	1.50	130	x	25
82200	82	x	2.00	130	x	25
82300	82	x	3.00	130	x	36
82400	82	x	4.00	130	x	36
84150	84	x	1.50	130	x	25
84200	84	x	2.00	130	x	25
84300	84	x	3.00	130	x	36
84400	84	x	4.00	130	x	36
85150	85	x	1.50	130	x	25
85200	85	x	2.00	130	x	25
85300	85	x	3.00	130	x	36
85400	85	x	4.00	130	x	36
86150	86	x	1.50	140	x	22
86200	86	x	2.00	140	x	22
86300	86	x	3.00	140	x	22
86400	86	x	4.00	140	x	22
88150	88	x	1.50	140	x	22
88200	88	x	2.00	140	x	22
88300	88	x	3.00	140	x	22
88400	88	x	4.00	140	x	22
90150	90	x	1.50	140	x	22
90200	90	x	2.00	140	x	22

MF ----	Ø mm		PAS Pitch	D mm		E mm
90300	90	x	3.00	140	x	22
90400	90	x	4.00	140	x	22
92150	92	x	1.50	140	x	22
92200	92	x	2.00	140	x	22
92300	92	x	3.00	140	x	22
92400	92	x	4.00	140	x	22
95150	95	x	1.50	140	x	22
95200	95	x	2.00	140	x	22
95300	95	x	3.00	140	x	22
95400	95	x	4.00	140	x	22
96150	96	x	1.50	140	x	22
96200	96	x	2.00	140	x	22
96300	96	x	3.00	140	x	22
96400	96	x	4.00	140	x	22
98150	98	x	1.50	150	x	25
98200	98	x	2.00	150	x	25
98300	98	x	3.00	150	x	25
98400	98	x	4.00	150	x	25
100150	100	x	1.50	150	x	25
100200	100	x	2.00	150	x	25
100300	100	x	3.00	150	x	25
100400	100	x	4.00	150	x	25
105150	105	x	1.50	150	x	25
105200	105	x	2.00	150	x	25
105300	105	x	3.00	150	x	25
105400	105	x	4.00	150	x	25
110150	110	x	1.50	160	x	25
110200	110	x	2.00	160	x	25
110300	110	x	3.00	160	x	25
110400	110	x	4.00	160	x	25

Application HSS
Pour utilisation générale
Matériaux faciles à usiner à 800 N/mm²
Aciers non alliés ou faiblement alliés

Application HSS
For general use
Non abrasive material up to 800 N/mm²
Unalloyed and low alloyed steel

Anwendung HSS
Für allgemeinen Einsatz
Gut zerspanbare Werkstoffe bis 800 N/mm²
Unlegierte und niedriglegierte Stähle

Applicazione HSS
Per uso universale
Materiali con buona truciodibilità fino a R 800 N/mm²
Acciai non legati e scarsamente legati

Aplicación HSS
Para uso general
Materials de buena mecanización hasta 800 N/mm²
Aceros no aleados y de baja aleación

Aplicações HSS
Para uso geral
Materiais de bom usinar até 800 N/mm²
Aço não ligado e aço fracamente

Sauf stipulation contraire, toutes les filières sont livrées en forme **F** (cage fermée).
Unless otherwise requested, all dies are supplied solid (Form **F**).
Soweit nicht anders angegeben, liefern wir alle Schneideisen in Form **F** (geschlossen).
Se non diversamente specificato, forniamo tutte le filiere in forma **F** (chiusa).
A no ser que se indique lo contrario, todos los cojinetes son suministrados en Forma **F** (cerrado).
Salvo disposição em contrário, nós fornecemos todos os cossinetes na forma **F** (fechado).

Comment commander.
How to order.
Wie bestellen.
Come ordinare
Como ordenar
Como encomendar

Ex : commande

Filière ronde fermée HSS
Filetage métrique fin
Ø M100 x 200 - D ext. 150 mm
Réf : 510FRF150MF100200H

BSW BSF

DIN 223 (DIN EN 22568) HSS

TARIF page 19

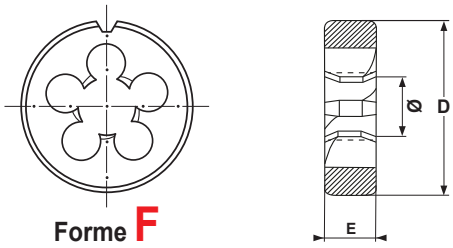

Forme **F**

- Filières rondes filetage Whitworth BS 84.
- Round dies Whitworth-thread BS 84.
- Runde schneideisen Whitworth-gewinde BS 84.
- Filiere tonde filettatura Whitworth BS 84.
- Cojinetes redondos rosca-Whitworth BS 84.
- Cossinetes redondo rosca Whitworth BS 84.

Réf. : 23FRF_ _ _BSW _ _ _H

DIN 223 (DIN EN 22568) HSS

Forme **F**

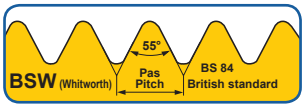

BSW	Pouce Ø Inch	Nb Filets/Pouce TPI	D mm	E mm
116	1/16	x 60	16	x 5
332	3/32	x 48	16	x 5
18	1/8	x 40	20	x 5
532	5/32	x 32	20	x 5
316	3/16	x 24	20	x 7
732	7/32	x 24	20	x 7
14	1/4	x 20	20	x 7
516	5/16	x 18	25	x 9
38	3/8	x 16	30	x 11
716	7/16	x 14	30	x 11
12	1/2	x 12	38	x 14
916	9/16	x 12	38	x 14
58	5/8	x 11	45	x 18
34	3/4	x 10	45	x 180
78	7/8	x 9	55	x 22

BSW	Pouce Ø Inch	Nb Filets/Pouce TPI	D mm	E mm
1	1"	x 8	55	x 22
118	1.1/8	x 7	65	x 25
114	1.1/4	x 7	65	x 25
138	1.3/8	x 6	65	x 25
112	1.1/2	x 6	65	x 25
112	1.1/2	x 6	75	x 30
158	1.5/8	x 5	75	x 30
134	1.3/4	x 5	90	x 36
178	1.7/8	x 4.1/2	90	x 36
2	2"	x 4.1/2	90	x 36
214	2.1/4	x 4	105	x 36
212	2.1/2	x 4	105	x 36
234	2.3/4	x 3.1/2	120	x 36
3	3"	x 3.1/2	120	x 36

Application HSS

Pour utilisation générale
Matériaux faciles à usiner à 800 N/mm²
Aciers non alliés ou faiblement alliés

Application HSS

For general use
Non abrasive material up to 800 N/mm²
Unalloyed and low alloyed steel

Ex : commande

Filière ronde fermée
Filetage BSW HSS
Ø 5/16" x 18 - D ext. 25 mm

Réf : 23FRF25BSW516H

Réf. : 23FRF_ _ _BSF _ _ _H

DIN 223 (DIN EN 22568) HSS

Forme **F**

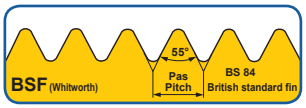

BSF	Pouce Ø Inch	Nb Filets/Pouce TPI	D mm	E mm
316	3/16	x 32	20	x 7
14	1/4	x 26	20	x 7
516	5/16	x 22	25	x 9
38	3/8	x 20	30	x 11
716	7/16	x 18	30	x 11
12	1/2	x 16	38	x 10
916	9/16	x 16	38	x 10
58	5/8	x 14	45	x 14
34	3/4	x 12	45	x 14
78	7/8	x 11	55	x 16
1	1"	x 10	55	x 228

Anwendung HSS

Für allgemeinen Einsatz
Gut zerspanbare Werkstoffe bis 800 N/mm²
Unlegierte und niedriglegierte Stähle

Applicazione HSS

Per uso universale
Materiali con buona truciodibilità fino a R 800 N/mm²
Acciai non legati e scarsamente legati

Aplicación HSS

Para uso general
Materials de buena mecanización hasta 800 N/mm²
Aceros no aleados y de baja aleación

Aplicações HSS

Para uso geral
Materiais de bom usinar até 800 N/mm²
Aço não ligado e aço fracamente

Ex : commande

Filière ronde fermée
Filetage BSF HSS
Ø 5/8" x 14 - D ext. 45 mm

Réf : 23FRF45BSF58H

- Comment commander.
- How to order.
- Wie bestellen.
- Come ordinare
- Como ordenar
- Como encomendar

Web : http://www.sermaoutillage.eu - **Email** : serma@sermaoutillage.eu - **Tél.** : 00 33 (0)3 27.30.12.31 - **Fax** : 00 33 (0)3 27.30.17.13

SERMA Fournitures Industrielles

UNC



HSS Forme F

BA

Forme O Tol. 6g

TARIF page 19

TARIF page 20

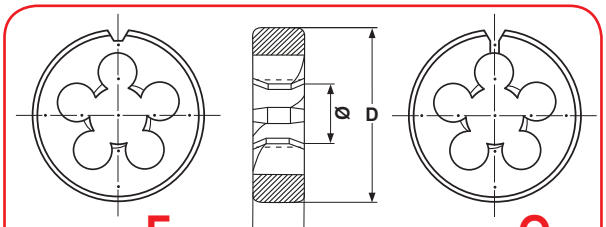

Forme F Forme O

Filières rondes filetage unifié pas gros ANSI B 1.1.
Round dies unified coarse thread.
Runde schneideisenamerikanisches grobgewinde.

Filiere tond efilettatura unificata, serie grossa ANSI B1.1.
Cojinetes redondos rosca gruesa unificada ANSI B 1.1.
Cossinetes redondo rosca unificada grossa ANSI B1.1.

Réf. : 22FRF_ _ _UNC_ _ _H

DIN 223 (DIN EN 22568) HSS

Forme F

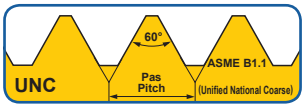

UNC	Pouce Ø Inch	Nb Filets/Pouce TPI	D mm	E mm
NR1	Nr. 1	x 64	16	x 5
NR2	Nr. 2	x 56	16	x 5
NR3	Nr. 3	x 48	16	x 5
NR4	Nr. 4	x 40	20	x 5
NR5	Nr. 5	x 40	20	x 5
NR6	Nr. 6	x 32	20	x 7
NR8	Nr. 8	x 32	20	x 7
NR10	Nr. 10	x 24	20	x 7
NR12	Nr. 12	x 24	20	x 7
14	1/4	x 20	20	x 7
516	5/16	x 18	25	x 9
38	3/8	x 16	30	x 11
716	7/16	x 14	30	x 11
12	1/2	x 13	38	x 14

UNC	Pouce Ø Inch	Nb Filets/Pouce TPI	D mm	E mm
916	9/16	x 12	38	x 14
58	5/8	x 11	45	x 18
34	3/4	x 10	45	x 18
78	7/8	x 9	55	x 22
1	1"	x 8	55	x 22
118	1.1/8	x 7	65	x 25
114	1.1/4	x 7	65	x 25
138	1.3/8	x 6	65	x 25
112	1.1/2	x 6	65	x 25
112	1.1/2	x 6	75	x 30
158	1.5/8	x 5	75	x 30
134	1.3/4	x 5	90	x 36
178	1.7/8	x 4.1/2	90	x 36
2	2"	x 4.1/2	90	x 36

Application HSS

Pour utilisation générale
Matériaux faciles à usiner à 800 N/mm²
Aciers non alliés ou faiblement alliés

Application HSS

For general use
Non abrasive material up to 800 N/mm²
Unalloyed and low alloyed steel

Ex : commande

Filière ronde fermée HSS
UNC NR10 - D ext. 20 mm
Réf : 22FRF20UNCNR10H

Filières rondes extensible filetage BA, BS 93.
Round split dies BA-thread BS 93.
Runde schneideisen, geschlitzt BA-gewinde BS 93.

Filiere tonde aperta filettatura BA, BS 93.
Cojinetes redondos tipo abierto rosca BA, BS 93.
Cossinetes redondo ajustáveis rosca BA, BS 93.

Réf. : 20FRO_ _ _BA_ _ _H

BS1127 HSS

Forme O

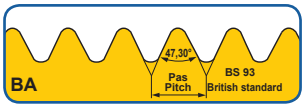

BA	Ø mm	Pas Pitch mm	D mm	E mm
BA 0	6	x 1	20.6	x 6.35
BA 1	5.30	x 0.90	20.6	x 6.35
BA 2	4.70	x 0.81	20.6	x 6.35
BA 3	4.10	x 1.73	20.6	x 6.35

BA	Ø mm	Pas Pitch mm	D mm	E mm
BA 4	3.60	x 0.66	20.6	x 6.35
BA 5	3.20	x 0.59	20.6	x 6.35
BA 6	2.80	x 0.53	20.6	x 6.35

Anwendung HSS

Für allgemeinen Einsatz
Gut zerspanbare Werkstoffe bis 800 N/mm²
Unlegierte und niedriglegierte Stähle

Applicazione HSS

Per uso universale
Materiali con buona truciodibilità fino a R 800 N/mm²
Acciai non legati e scarsamente legati

Ex : commande

Filière ronde ouverte HSS
Filetage BA 3 - D ext. 20.6 mm
Réf : 20FRO206BA3H

Aplicações HSS

Para uso geral
Materiais de bom usinar até 800 N/mm²
Aço não ligado e aço fracamente

Aplicación HSS

Para uso general
Materials de buena mecanización hasta 800 N/mm²
Aceros no aleados y de baja aleación

UNF

DIN 223 (DIN EN 22568) HSS

TARIF page 20

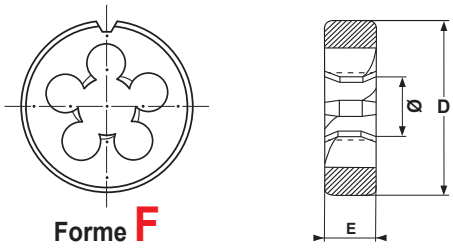

Forme **F**

Filières rondes filetage unifié pas fin ANSI B 1.1.
Round dies unified fine thread.
Runde schneideisen amerikanisches feingewinde.

Filiere tonde filettatura unificata, seria fina ANSI B1.1.
Cojinetes redondos rosca fina unificada ANSI B 1.1.
Cossinetes redondo rosca unificada fina ANSI B1.1.

Réf. : 22FRF_ _ UNF _ _ _ H

DIN 223 (DIN EN 22568) HSS

Forme **F**

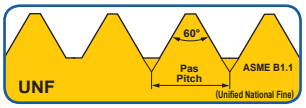

UNF	Pouce Ø Inch	Nb Filets/Pouce TPI	D mm	E mm
NR 0	Nr. 0	x 80	16	x 5
NR 1	Nr. 1	x 72	16	x 5
NR 2	Nr. 2	x 64	16	x 5
NR 3	Nr. 3	x 56	16	x 5
NR 4	Nr. 4	x 48	20	x 5
NR 5	Nr. 5	x 44	20	x 5
NR 6	Nr. 6	x 40	20	x 5
NR 8	Nr. 8	x 36	20	x 7
NR 10	Nr. 10	x 32	20	x 7
NR 12	Nr. 12	x 28	20	x 7
14	1/4	x 28	20	x 7
516	5/16	x 24	25	x 9
38	3/8	x 24	30	x 11
716	7/16	x 20	30	x 11

UNF	Pouce Ø Inch	Nb Filets/Pouce TPI	D mm	E mm
12	1/2	x 20	38	x 10
916	9/16	x 18	38	x 10
58	5/8	x 18	45	x 14
34	3/4	x 16	45	x 14
78	7/8	x 14	55	x 16
1	1"	x 12	55	x 16
1A	1"	x 14	55	x 16
118	1.1/8	x 12	65	x 18
114	1.1/4	x 12	65	x 18
138	1.3/8	x 12	65	x 18
112	1.1/2	x 12	65	x 18
112	1.1/2	x 12	75	x 20

Application HSS
Pour utilisation générale
Matériaux faciles à usiner à 800 N/mm²
Aciers non alliés ou faiblement alliés

Application HSS
For general use
Non abrasive material up to 800 N/mm²
Unalloyed and low alloyed steel

Anwendung HSS
Für allgemeinen Einsatz
Gut zerspanbare Werkstoffe bis 800 N/mm²
Unlegierte und niedriglegierte Stähle

Applicazione HSS
Per uso universale
Materiali con buona truciodibilità fino a R 800 N/mm²
Acciai non legati e scarsamente legati

Aplicación HSS
Para uso general
Materials de buena mecanización hasta 800 N/mm²
Aceros no aleados y de baja aleación

Aplicações HSS
Para uso geral
Materiais de bom usinar até 800 N/mm²
Aço não ligado e aço fracamente



Sauf stipulation contraire, toutes les filières sont livrées en forme **F** (cage fermée).
Unless otherwise requested, all dies are supplied solid (Form **F**).
Soweit nicht anders angegeben, liefern wir alle Schneideisen in Form **F** (geschlossen).

Se non diversamente specificato, forniamo tutte le filiere in forma **F** (chiusa).
A no ser que se indique lo contrario, todos los cojinetes son suministrados en Forma **F** (cerrado).
Salvo disposição em contrário, nós fornecemos todos os cossinetes na forma **F** (fechado).

Comment commander.
How to order.
Wie bestellen.

Come ordinare
Como ordenar
Como encomendar

Ex : commande

Filière ronde fermée HSS
Filetage UNF
UNF NR12 - D ext. 20 mm

Réf : 22FRF20UNFNR12H

Web : http://www.sermaoutillage.eu - **Email** : serma@sermaoutillage.eu - **Tél.** : 00 33 (0)3 27.30.12.31 - **Fax** : 00 33 (0)3 27.30.17.13

UNEF

DIN 223 (DIN EN 22568) HSS

TARIF page 20

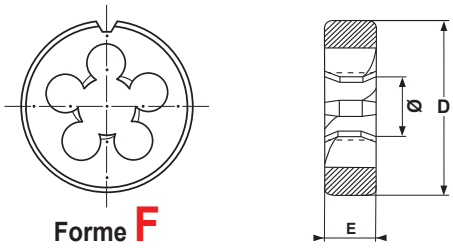

Forme **F**

Filières rondes filetage unifié extra-fin ANSI B 1.1.
Round dies unified extra fine thread ANSI B 1.1.
Runde schneideisen amerikanisches extra-feingewinde ANSI B 1.1.

Filiere tonde filettatura unificata, serie extra-fina ANSI B1.1.
Cojinetes redondos rosca extra fina unificada ANSI B 1.1.
Cossinetes redondo rosca unificada extra-fina ANSI B1.1.

Réf. : 22FRF_ _ UNEF _ _ _ H

DIN 223 (DIN EN 22568) HSS

Forme **F**

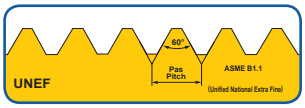

UNEF	Pouce Ø Inch	Nb Filets/Pouce TPI	D mm	E mm
NR 12	Nr. 12 x	32	20 x	7
14	1/4 x	32	20 x	7
516	5/16 x	32	25 x	9
38	3/8 x	32	30 x	11
716	7/16 x	28	30 x	11
12	1/2 x	28	38 x	10
916	9/16 x	24	38 x	10
58	5/8 x	24	45 x	14
1116	11/16 x	24	45 x	14
34	3/4 x	20	45 x	14
1316	13/16 x	20	55 x	16

UNEF	Pouce Ø Inch	Nb Filets/Pouce TPI	D mm	E mm
78	7/8 x	20	55 x	16
1516	15/16 x	20	55 x	16
1	1" x	20	55 x	16
1116	1.1/16 x	18	65 x	18
118	1.1/8 x	18	65 x	18
1316	1.3/16 x	18	65 x	18
114	1.1/4 x	18	65 x	18
1516	1.5/16 x	18	65 x	18
138	1.3/8 x	18	65 x	18
1716	**1.7/16 x**	**18**	**75 x**	**20**
112	1.1/2 x	18	75 x	20

Application HSS
Pour utilisation générale
Matériaux faciles à usiner à 800 N/mm²
Aciers non alliés ou faiblement alliés

Application HSS
For general use
Non abrasive material up to 800 N/mm²
Unalloyed and low alloyed steel

Anwendung HSS
Für allgemeinen Einsatz
Gut zerspanbare Werkstoffe bis 800 N/mm²
Unlegierte und niedriglegierte Stähle

Applicazione HSS
Per uso universale
Materiali con buona truciodibilità fino a R 800 N/mm²
Acciai non legati e scarsamente legati

Aplicación HSS
Para uso general
Materials de buena mecanización hasta 800 N/mm²
Aceros no aleados y de baja aleación

Aplicações HSS
Para uso geral
Materiais de bom usinar até 800 N/mm²
Aço não ligado e aço fracamente



Sauf stipulation contraire, toutes les filières sont livrées en forme **F** (cage fermée).
Unless otherwise requested, all dies are supplied solid (Form **F**).
Soweit nicht anders angegeben, liefern wir alle Schneideisen in Form **F** (geschlossen).

Se non diversamente specificato, forniamo tutte le filiere in forma **F** (chiusa).
A no ser que se indique lo contrario, todos los cojinetes son suministrados en Forma **F** (cerrado).
Salvo disposição em contrário, nós fornecemos todos os cossinetes na forma **F** (fechado).

Comment commander.
How to order.
Wie bestellen.

Come ordinare
Como ordenar
Como encomendar

Ex : commande

Filière ronde fermée HSS
Filetage UNEF
Ø 1.7/16" x 18 - D ext. 75 mm
Réf : 22FRF75UNEF1716H

G (BSP)



DIN 5158 (DIN EN 24231) HSS

TARIF page 20

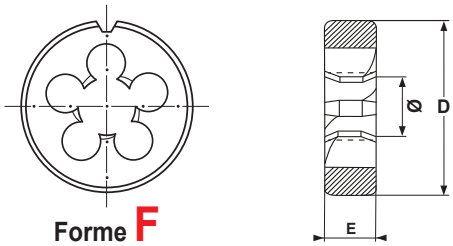

Forme **F**

- Filières rondes filetage gaz DIN ISO 228.
- Round dies pipe-thread DIN ISO 228.
- Runde schneideisen rohrgewinde DIN ISO 228.
- Filiere tonde filettatura per tubi gas DIN ISO 228.
- Cojinetes redondos tipo abierto rosca gas DIN ISO 228.
- Cossinetes redondo ajustáveis rosca para tubo DIN ISO 228.

Réf. : 21FRF_ _ _BSP_ _ _H

DIN 5158 (DIN EN 24231) HSS

Forme **F**

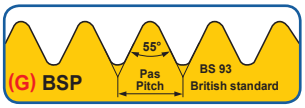

BSP ----	Pouce Ø Inch	Nb Filets/Pouce TPI	D mm	E mm
18	1/8	x 28	30	x 11
14	1/4	x 19	38	x 10
38	3/8	x 19	45	x 14
12	1/2	x 14	45	x 14
58	5/8	x 14	55	x 16
34	3/4	x 14	55	x 16
78	7/8	x 14	65	x 18
1	1"	x 11	65	x 18
118	1.1/8	x 11	75	x 20
114	1.1/4	x 11	75	x 20
138	1.3/8	x 11	90	x 22

BSP ----	Pouce Ø Inch	Nb Filets/Pouce TPI	D mm	E mm
112	1.1/2	x 11	90	x 22
158	1.5/8	x 11	90	x 22
134	1.3/4	x 11	105	x 22
2	2"	x 11	90	x 22
2	2"	x 11	105	x 22
214	2.1/4	x 11	120	x 22
212	2.1/2	x 11	120	x 22
234	2.3/4	x 11	120	x 22
3	3"	x 11	130	x 25
312	3.1/2	x 11	150	x 25
4	4"	x 11	160	x 25

Application HSS

Pour utilisation générale
Matériaux faciles à usiner à 800 N/mm²
Aciers non alliés ou faiblement alliés

Application HSS

For general use
Non abrasive material up to 800 N/mm²
Unalloyed and low alloyed steel

Anwendung HSS

Für allgemeinen Einsatz
Gut zerspanbare Werkstoffe bis 800 N/mm²
Unlegierte und niedriglegierte Stähle

Applicazione HSS

Per uso universale
Materiali con buona truciodibilità fino a R 800 N/mm²
Acciai non legati e scarsamente legati

Aplicación HSS

Para uso general
Materials de buena mecanización hasta 800 N/mm²
Aceros no aleados y de baja aleación

Aplicações HSS

Para uso geral
Materiais de bom usinar até 800 N/mm²
Aço não ligado e aço fracamente



- Sauf stipulation contraire, toutes les filières sont livrées en forme **F** (cage fermée).
- Unless otherwise requested, all dies are supplied solid (Form **F**).
- Soweit nicht anders angegeben, liefern wir alle Schneideisen in Form **F** (geschlossen).
- Se non diversamente specificato, forniamo tutte le filiere in forma **F** (chiusa).
- A no ser que se indique lo contrario, todos los cojinetes son suministrados en Forma **F** (cerrado).
- Salvo disposição em contrário, nós fornecemos todos os cossinetes na forma **F** (fechado).

- Comment commander.
- How to order.
- Wie bestellen.
- Come ordinare
- Como ordenar
- Como encomendar

Ex : commande

Filière ronde fermée HSS
Filetage (G) BSP
Ø 3.1/2" x 11 - D ext. 150 mm

Réf : 21FRF150BSP312H

Web : http://www.sermaoutillage.eu - **Email** : serma@sermaoutillage.eu - **Tél.** : 00 33 (0)3 27.30.12.31 - **Fax** : 00 33 (0)3 27.30.17.13

SERMA Fournitures Industrielles

BSPT (R)

HSS Forme O

PG

Forme F Tol. 6g

TARIF page 20

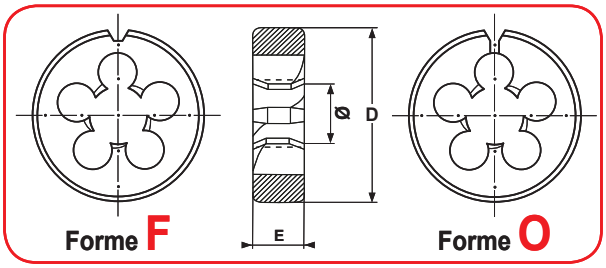

- Filières rondes filetage gaz conique, conicité 1:16.
- Round dies tapered pipe thread, taper 1:16, con. 55°.
- Runde schneideisen kegeliges rohrgewinde, Kegel 1:16, kon. 55°.
- Filiere tonde filettatura conica per tubi, cono 1:16.
- Cojinetes redondos rosca gas cónico, cónico 1:16.
- Cossinetes redondo rosca para tubo círio 1:16.

Réf. : 25FO_ _ _BSPT_ _ H

DIN 5158 (DIN EN 24231)

Forme O

HSS

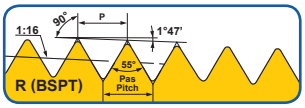

BSPT ----	Pouce Ø Inch	Nb Filets/Pouce TPI	D mm	E mm
18	1/8	x 28	38	x 11
14	1/4	x 19	38	x 16
38	3/8	x 19	50	x 18
12	1/2	x 14	50	x 22
34	3/4	x 14	50	x 24
1	1"	x 11	63	x 28
114	1.1/4	x 11	75	x 32

Application HSS

Pour utilisation générale
Matériaux faciles à usiner à 800 N/mm²
Aciers non alliés ou faiblement alliés

Application HSS

For general use
Non abrasive material up to 800 N/mm²
Unalloyed and low alloyed steel

Anwendung HSS

Für allgemeinen Einsatz
Gut zerspanbare Werkstoffe bis 800 N/mm²
Unlegierte und niedriglegierte stähle

Ex : commande

Filière ronde ouverte HSS
Filetage BSPT
Ø 1/4" x 19 - D ext. 38 mm

Réf : 25FO38BSPT14H

- Filières rondes filetage électrique DIN 40 430.
- Round dies armoured tube thread DIN 40 430
- Runde schneideisen stahlpanzerrohr-gewinde DIN 40 430.
- Filiere tonde filettatura per tubi corazzati DIN 40 430.
- Cojinetes redondos rosca para tubos blindados DIN 40 430.
- Cossinetes redondo rosca para tubos de conduçao eléctrica DIN 40 430.

Réf. : 26FF_ _ _PG_ _ _H

DIN 40434

Forme F

HSS

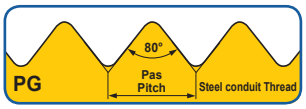

PG ----	Pouce Ø Inch	Nb Filets/Pouce TPI	D mm	E mm
7	7	x 20	38	x 10
9	9	x 18	45	x 14
11	11	x 18	45	x 14
135	13.5	x 18	45	x 14
16	16	x 18	55	x 16
21	21	x 16	65	x 18
29	29	x 16	65	x 18
36	36	x 16	90	x 22
42	42	x 16	105	x 22
48	48	x 16	105	x 22

Ex : commande

Filière ronde fermée HSS
Filetage PG (Electrique)
Ø 21" x 16 - D ext. 65 mm

Réf : 26FF65PG21H

Applicazione HSS

Per uso universale
Materiali con buona truciodibilità fino a R 800 N/mm²
Acciai non legati e scarsamente legati

Aplicación HSS

Para uso general
Materials de buena mecanización hasta 800 N/mm²
Aceros no aleados y de baja aleación

Aplicações HSS

Para uso geral
Materiais de bom usinar até 800 N/mm²
Aço não ligado e aço fracamente

- Comment commander.
- How to order.
- Wie bestellen.
- Come ordinare
- Como ordenar
- Como encomendar

SERMA Fournitures Industrielles



TARIF page 20

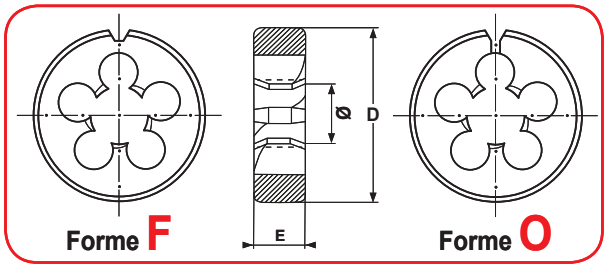

Filières rondes filetage NPT conicité 1:16.
Round dies american tapered pipe thread, taper 1:16.
Runde schneideisen amerikanisches kegeliges rohrgewinde, Kegel 1:16.

Filiere tonde filettatura americana conica per tubi, cono 1:16.
Cojinetes redondos american tapered pipe thread, taper 1:16.
Cossinetes redondo rosca americana cónica para tubos, cone 1:16.

Réf. : 24FRF_ _ _NPT_ _ _H

HSS
Forme F

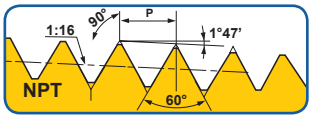

NPT ----	Pouce Ø Inch	Nb Filets/Pouce TPI	D mm	E mm
116	1/16	x 27	25	x 9
18	1/8	x 27	30	x 11
14	1/4	x 18	38	x 14
38	3/8	x 18	45	x 14
12	1/2	x 14	45	x 18
58	5/8	x 14	55	x 22
34	3/4	x 14	55	x 22
78	7/8	x 14	65	x 25
1	1"	x 11.5	65	x 25
114	1.1/4	x 11.5	75	x 26
112	1.1/2	x 11.5	90	x 27
2	2"	x 11.5	105	x 28

Ex : commande

Filière ronde fermée HSS
Filetage NPT
Ø 1.1/4" x 11.5 - D ext. 75 mm

Réf : 24FRF75NPT114H

Application HSS

Pour utilisation générale
Matériaux faciles à usiner à 800 N/mm²
Aciers non alliés ou faiblement alliés

Application HSS

For general use
Non abrasive material up to 800 N/mm²
Unalloyed and low alloyed steel

Anwendung HSS

Für allgemeinen Einsatz
Gut zerspanbare Werkstoffe bis 800 N/mm²
Unlegierte und niedriglegierte Stähle

Réf. : 24FRO_ _ NPTF_ _H

HSS
Forme O

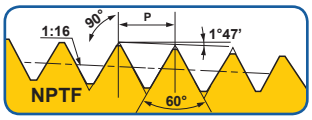

NPTF ----	Pouce Ø Inch	Nb Filets/Pouce TPI	D mm	E mm
18	1/8	x 27	50	x 11
14	1/4	x 18	50	x 14
38	3/8	x 18	50	x 14
12	1/2	x 14	50	x 18
34	3/4	x 14	50	x 22
1	1"	x 11.5	50	x 25

Ex : commande

Filière ronde ouverte HSS
Filetage NPTF
Ø 1/2" x 14 - D ext. 50 mm

Réf : 24FRO50NPTF12H

Applicazione HSS

Per uso universale
Materiali con buona truciodibilità fino a R 800 N/mm²
Acciai non legati e scarsamente legati

Aplicación HSS

Para uso general
Materials de buena mecanización hasta 800 N/mm²
Aceros no aleados y de baja aleación

Aplicações HSS

Para uso geral
Materiais de bom usinar até 800 N/mm²
Aço não ligado e aço fracamente

Sauf stipulation contraire, toutes les filières sont livrées en forme **F** (cage fermée).
Unless otherwise requested, all dies are supplied solid (Form **F**).
Soweit nicht anders angegeben, liefern wir alle Schneideisen in Form **F** (geschlossen).

Se non diversamente specificato, forniamo tutte le filiere in forma **F** (chiusa).
A no ser que se indique lo contrario, todos los cojinetes son suministrados en Forma **F** (cerrado).
Salvo disposição em contrário, nós fornecemos todos os cossinetes na forma **F** (fechado).

Comment commander.
How to order.
Wie bestellen.

Come ordinare
Como ordenar
Como encomendar

Web : http://www.sermaoutillage.eu - **Email** : serma@sermaoutillage.eu - **Tél.** : 00 33 (0)3 27.30.12.31 - **Fax** : 00 33 (0)3 27.30.17.13

FG BSC

Forme F — Forme O

DIN 223 (DIN EN 22568) — HSS

TARIF page 20

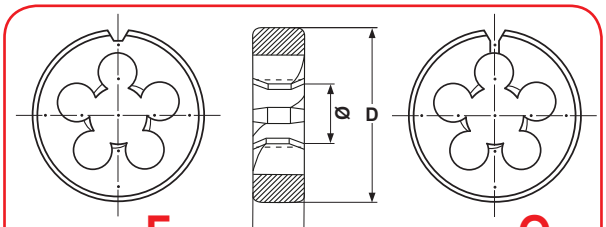

Forme F — Forme O

Filières rondes filetage pour vélo DIN 79012 et BS 811.
Round dies cycle thread DIN 79012 and BS 811.
Runde schneideisen fahrradgewinde DIN 79012 und BS 811.
Filiere tonde filettatura per biciclette DIN 79012 e BS 811.
Cojinetes redondos rosca para bicicletas DIN 79012 y BS 811.
Cossinetes redondo rosca para bicicletas DIN 79012 e BS 811.

Réf. : 27FRF_ _ _FG_ _ _H

HSS — Forme F

FG	mm Ø mm	Nb Filets/Pouce TPI	D mm	E mm
2	2	x 56	16	x 5
23	2.3	x 56	16	x 5
26	2.6	x 56	16	x 5
635	6.35	x 26	20	x 7
79	7.9	x 26	25	x 9
95	9.5	x 26	30	x 11
143	14.3	x 20	38	x 10
143	14.3	x 20	38 LH	x 10
254	25.4	x 24	55	x 16

Ex : commande

Filière ronde fermée HSS
Filetage FG
Ø 6.35 mm x 26 - D ext. 20 mm

Réf : 27FRF20FG635H

Ex : commande

Filière ronde fermée HSS
Filetage FG à gauche (LH)
Ø 14.3 mm x 20 - D ext. 38 mm

Réf : 27FRF38FG143LHH

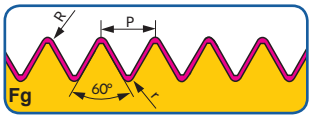

Application HSS
Pour utilisation générale
Matériaux faciles à usiner à 800 N/mm²
Aciers non alliés ou faiblement alliés

Application HSS
For general use
Non abrasive material up to 800 N/mm²
Unalloyed and low alloyed steel

Anwendung HSS
Für allgemeinen Einsatz
Gut zerspanbare Werkstoffe bis 800 N/mm²
Unlegierte und niedriglegierte Stähle

Réf. : 27FRO_ _ _BSC_ _ _H

HSS — Forme O

BSC	Pouce Ø Inch	Nb Filets/Pouce TPI	D mm	E mm
14	1/4	x 26	20	x 7
516	5/16	x 26	25	x 9
38	3/8	x 26	30	x 11
916	9/16	x 20	38	x 10
916	9/16	x 20	38 LH	x 10
1	1"	x 24	55	x 16

Ex : commande

Filière ronde ouverte HSS
Filetage BSC
Ø 5/16" x 26 - D ext. 25 mm

Réf : 27FRO25BSC516H

Ex : commande

Filière ronde ouverte HSS
Filetage BSC à gauche (LH)
Ø 9/16" x 20 - D ext. 38 mm

Réf : 27FRO38BSC916LHH

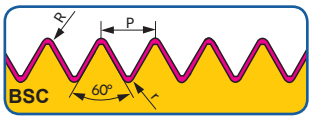

Applicazione HSS
Per uso universale
Materiali con buona truciodibilità fino a R 800 N/mm²
Acciai non legati e scarsamente legati

Aplicación HSS
Para uso general
Materials de buena mecanización hasta 800 N/mm²
Aceros no aleados y de baja aleación

Aplicações HSS
Para uso geral
Materiais de bom usinar até 800 N/mm²
Aço não ligado e aço fracamente

Comment commander.
How to order.
Wie bestellen.
Come ordinare
Como ordenar
Como encomendar

Vg

DIN 223 (DIN EN 22568) HSS

TARIF page 20

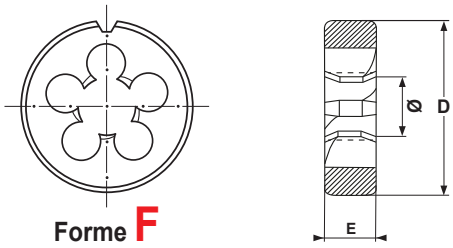

Forme **F**

- Filières rondes filetage pour valve DIN 7756.
- Round dies valve thread DIN 7756
- Runde schneideisen ventilgewinde DIN 7756.
- Filiere tonde filettatura per valvole DIN 7756.
- Cojinetes redondos rosca para valvulas DIN 7756.
- Cossinetes redondo rosca para válvulas DIN 7756.

Réf. : 27FRF_ _ VG_ _ H

DIN 223 (DIN EN 22568) HSS

Forme **F**

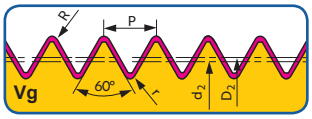

Vg ----	Ø mm		Nb Filets/Pouce TPI	D mm		E mm
5	5	x	36	20	x	7
52	5.2	x	24	20	x	7
6	6	x	32	20	x	7
8	8	x	32	25	x	9
10	10	x	28	30	x	11
12	12	x	26	30	x	11

Application HSS

Pour utilisation générale
Matériaux faciles à usiner à 800 N/mm²
Aciers non alliés ou faiblement alliés

Application HSS

For general use
Non abrasive material up to 800 N/mm²
Unalloyed and low alloyed steel

Anwendung HSS

Für allgemeinen Einsatz
Gut zerspanbare Werkstoffe bis 800 N/mm²
Unlegierte und niedriglegierte Stähle

Applicazione HSS

Per uso universale
Materiali con buona truciodibilità fino a R 800 N/mm²
Acciai non legati e scarsamente legati

Aplicación HSS

Para uso general
Materials de buena mecanización hasta 800 N/mm²
Aceros no aleados y de baja aleación

Aplicações HSS

Para uso geral
Materiais de bom usinar até 800 N/mm²
Aço não ligado e aço fracamente

- Sauf stipulation contraire, toutes les filières sont livrées en forme **F** (cage fermée).
- Unless otherwise requested, all dies are supplied solid (Form **F**).
- Soweit nicht anders angegeben, liefern wir alle Schneideisen in Form **F** (geschlossen).
- Se non diversamente specificato, forniamo tutte le filiere in forma **F** (chiusa).
- A no ser que se indique lo contrario, todos los cojinetes son suministrados en Forma **F** (cerrado).
- Salvo disposição em contrário, nós fornecemos todos os cossinetes na forma **F** (fechado).

- Comment commander.
- How to order.
- Wie bestellen.
- Come ordinare
- Como ordenar
- Como encomendar

Ex : commande

Filière ronde fermée HSS
Filetage Vg
Ø 12 mm x 26 - D ext. 30 mm
Réf : 27FRF30VG12H

Web : http://www.sermaoutillage.eu - **Email** : serma@sermaoutillage.eu - **Tél.** : 00 33 (0)3 27.30.12.31 - **Fax** : 00 33 (0)3 27.30.17.13

M

DIN 223 (DIN EN 22568) HSS-E (Co5%) Tol. 6g

TARIF page 20

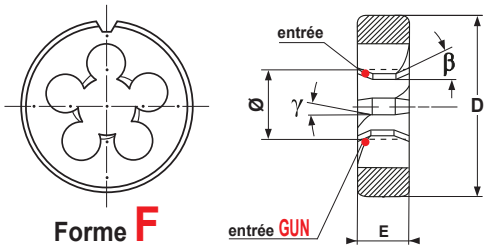

Forme **F**

- Filières rondes, entrée GUN filetage métrique ISO DIN 13.
- Round dies, GUN nosed metric ISO-thread DIN 13.
- Runde schneideisen mit schälanschnitt metrisches ISO-Gewinde DIN 13.
- Filiere tonde con imbocco GUN filettatura metrica ISO DIN 13.
- Cojinetes redondos, corte GUN métrica ISO-rosca DIN 13.
- Cossinetes redondo com GUN rosca métrica ISO DIN 13.

Réf. : 510FRF_ _ M_ _ E

DIN 223 (DIN EN 22568) HSS-E (Co5%) Tol. 6g

Forme **F**

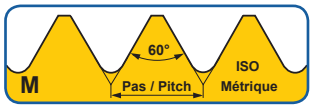

M ----	Ø mm		PAS Pitch	D mm		E mm
3050	3	x	0.50	20	x	5
4070	4	x	0.70	20	x	5
5080	5	x	0.80	20	x	7
6100	6	x	1.00	20	x	7
8125	8	x	1.25	25	x	9
10150	10	x	1.50	30	x	11
12175	12	x	1.75	38	x	14
14200	14	x	2.00	38	x	14
16200	16	x	2.00	45	x	18
18250	18	x	2.50	45	x	18
20250	20	x	2.50	45	x	18
22250	22	x	2.50	55	x	22
24300	24	x	3.00	55	x	22
27300	**27**	**x**	**3.00**	**65**	**x**	**25**
30350	30	x	3.50	65	x	25

Application (GUN) HSS-E

Utilisation générale :
Matériaux difficiles à usiner jusqu'à 1200 N/mm²
Aciers inoxydables (matériaux VA)

Avantages :
Tenue de coupe plus élevée
Coupe plus facile
Dégagement des copeaux vers l'avant
Pas de bourrage de copeaux dans les goujures

Applicazione (GUN) HSS-E

Uso generale :
Materiali difficili da lavorare fino 1200 N/mm²
Acciai inossidabili

Vantaggi :
Maggiore resistenza al taglio
Taglio più facile
Libero scarico dei trucioli verso davanti
Nessun intasamento dei lobi di evacuazione dei trucioli

Application (GUN) HSS-E

General use :
Abrasive material up to 1200 N/mm²
INOX (stainless steel)

Benefit :
High cutting ability
Reduction of torque
Uninterrupted swarf flow in direction of feed
Prevents jaming of swarf

Aplicación (GUN) HSS-E

Uso general :
Materiales de difícil mecanizado hasta 1.200 N/mm²
Aceros inoxidables (INOX)

Ventajas :
Gran capacidad de corte
Reduce el esfuerzo
Expulsión continua de virutas en la dirección del giro
Previene atascos por virutas

- Sauf stipulation contraire, toutes les filières sont livrées en forme **F** (cage fermée).
- Unless otherwise requested, all dies are supplied solid (Form **F**).
- Soweit nicht anders angegeben, liefern wir alle Schneideisen in Form **F** (geschlossen).
- Se non diversamente specificato, forniamo tutte le filiere in forma **F** (chiusa).
- A no ser que se indique lo contrario, todos los cojinetes son suministrados en Forma **F** (cerrado).
- Salvo disposição em contrário, nós fornecemos todos os cossinetes na forma **F** (fechado).

Anwendung (GUN) HSS-E

Allgemeinen einsatz :
Schwer zerspanbare Werkstoffe bis 1200 N/mm²
Rostfreie Stähle (VA-Werkstoffe)

Sowie für Vorteile :
Hohe Schneidhaltigkeit
Leichter Schnitt
Freies Abfließen der Späne nach vorne
Kein Verstopfen der Spanlöcher

Aplicações (GUN) HSS-E

Uso geral :
Materiais difícil de usinar até 1.200 N/mm²
Aço inoxidável

Vantagem :
Alta capacidade de corte
Corte mais fácil
Fluxo livre fora das cavacos para a frente
Nenhuma obstruçao do furos para cavacos

- Comment commander.
- How to order.
- Wie bestellen.
- Come ordinare
- Como ordenar
- Como encomendar

Ex : commande

Filière ronde fermée HSS-E
Filetage métrique
Ø 27 x 3.00 - D ext. 65 mm
Réf : 510FRF65M27300E

MF

DIN 223 (DIN EN 22568) HSS-E Tol. 6g

TARIF page 20

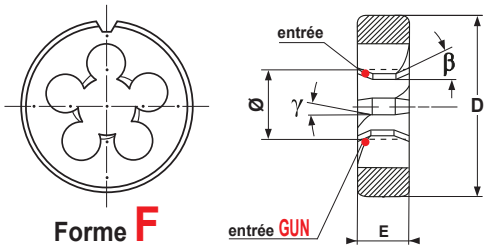

Forme **F**

- Filières rondes, entrée GUN filetage métrique pas fin ISO DIN 13.
- Round dies, GUN nosed metric-fine ISO-thread DIN 13.
- Runde schneideisen mit schälanschnitt metrisches ISO-feingewinde DIN 13.
- Filiere tonde con imbocco GUN filettatura metrica fine ISO DIN 13.
- Cojinetes redondos, corte GUN métrica fina ISO-rosca DIN 13.
- Cossinetes redondo com GUN rosca métrica fina ISO DIN 13.

Réf. : 510FRF_ _ _MF _ _ E

DIN 223 (DIN EN 22568) HSS-E Tol. 6g

Forme **F**

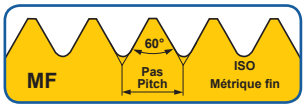

MF ----	Ø mm		PAS Pitch	D mm		E mm
6075	6	x	0.75	20	x	7
8075	8	x	0.75	25	x	9
8100	8	x	1.00	25	x	9
10100	10	x	1.00	30	x	11
10125	10	x	1.25	30	x	11
12100	12	x	1.00	38	x	10
12125	12	x	1.25	38	x	10
12150	12	x	1.50	38	x	10
14125	14	x	1.25	38	x	10
14150	14	x	1.50	38	x	10
16150	16	x	1.50	45	x	14
18150	18	x	1.50	45	x	14
18200	18	x	2.00	45	x	14
20150	20	x	1.50	45	x	14
20200	20	x	2.00	45	x	14
22150	**22**	**x**	**1.50**	**55**	**x**	**16**
24150	24	x	1.50	55	x	16

Application (GUN) HSS-E

Utilisation générale :
Matériaux difficiles à usiner jusqu'à 1200 N/mm²
Aciers inoxydables (matériaux VA)

Avantages :
Tenue de coupe plus élevée
Coupe plus facile
Dégagement des copeaux vers l'avant
Pas de bourrage de copeaux dans les goujures

Applicazione (GUN) HSS-E

Uso generale :
Materiali difficili da lavorare fino 1200 N/mm²
Acciai inossidabili

Vantaggi :
Maggiore resistenza al taglio
Taglio più facile
Libero scarico dei trucioli verso davanti
Nessun intasamento dei lobi di evacuazione dei trucioli

Application (GUN) HSS-E

General use :
Abrasive material up to 1200 N/mm²
INOX (stainless steel)

Benefit :
High cutting ability
Reduction of torque
Uninterrupted swarf flow in direction of feed
Prevents jaming of swarf

Aplicación (GUN) HSS-E

Uso general :
Materiales de difícil mecanizado hasta 1.200 N/mm²
Aceros inoxidables (INOX)

Ventajas :
Gran capacidad de corte
Reduce el esfuerzo
Expulsión continua de virutas en la dirección del giro
Previene atascos por virutas

- Sauf stipulation contraire, toutes les filières sont livrées en forme **F** (cage fermée).
- Unless otherwise requested, all dies are supplied solid (Form **F**).
- Soweit nicht anders angegeben, liefern wir alle Schneideisen in Form **F** (geschlossen).
- Se non diversamente specificato, forniamo tutte le filiere in forma **F** (chiusa).
- A no ser que se indique lo contrario, todos los cojinetes son suministrados en Forma **F** (cerrado).
- Salvo disposição em contrário, nós fornecemos todos os cossinetes na forma **F** (fechado).

Anwendung (GUN) HSS-E

Allgemeinen einsatz :
Schwer zerspanbare Werkstoffe bis 1200 N/mm²
Rostfreie Stähle (VA-Werkstoffe)

Sowie für Vorteile :
Hohe Schneidhaltigkeit
Leichter Schnitt
Freies Abfließen der Späne nach vorne
Kein Verstopfen der Spanlöcher

Aplicações (GUN) HSS-E

Uso geral :
Materiais difícil de usinar até 1.200 N/mm²
Aço inoxidável

Vantagem :
Alta capacidade de corte
Corte mais fácil
Fluxo livre fora das cavacos para a frente
Nenhuma obstruçao do furos para cavacos

- Comment commander.
- How to order.
- Wie bestellen.
- Come ordinare
- Como ordenar
- Como encomendar

Ex : commande

Filière ronde fermée HSS-E
Filetage métrique fin
Ø 22 x 1.50 - D ext. 55 mm

Réf : 510FRF55MF22150E

Web : http://www.sermaoutillage.eu - **Email** : serma@sermaoutillage.eu - **Tél.** : 00 33 (0)3 27.30.12.31 - **Fax** : 00 33 (0)3 27.30.17.13

G (BSP)



DIN 223 (DIN EN 22568) HSS-E Tol. 6g

TARIF page 20

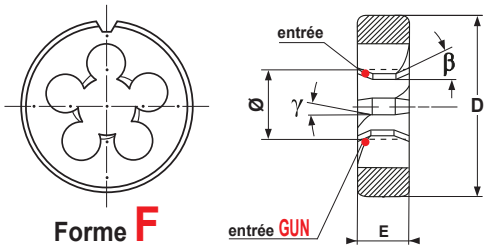

Forme F

Filières rondes, entrée GUN filetage gaz DIN ISO 228.
Round dies, GUN nosed pipe-thread DIN ISO 228.
Runde schneideisen mit schälanschnitt rohrgewinde DIN ISO 228.
Filiere tonde con imbocco GUN filettatura per tubi gas DIN ISO 228.
Cojinetes redondos, corte GUN rosca gas DIN ISO 228.
Cossinetes redondo com GUN rosca de gás DIN ISO 228.

Réf. : 591FRF_ _ BSP _ _ E

DIN 5158 (DIN EN 24231) HSS-E

Forme F

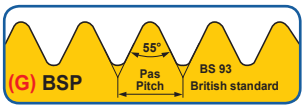

BSP ----	Pouce Ø Inch		Nb Filets/Pouce TPI	D mm		E mm
18	1/8	x	28	30	x	11
14	1/4	x	19	38	x	10
38	3/8	x	19	45	x	14
12	1/2	x	14	45	x	14
34	3/4	x	14	55	x	16
1	1"	x	11	65	x	18

Application (GUN) HSS-E

Utilisation générale :
Matériaux difficiles à usiner jusqu'à 1200 N/mm²
Aciers inoxydables (matériaux VA)

Avantages :
Tenue de coupe plus élevée
Coupe plus facile
Dégagement des copeaux vers l'avant
Pas de bourrage de copeaux dans les goujures

Applicazione (GUN) HSS-E

Uso generale :
Materiali difficili da lavorare fino 1200 N/mm²
Acciai inossidabili

Vantaggi :
Maggiore resistenza al taglio
Taglio più facile
Libero scarico dei trucioli verso davanti
Nessun intasamento dei lobi di evacuazione dei trucioli

Application (GUN) HSS-E

General use :
Abrasive material up to 1200 N/mm²
INOX (stainless steel)

Benefit :
High cutting ability
Reduction of torque
Uninterrupted swarf flow in direction of feed
Prevents jaming of swarf

Aplicación (GUN) HSS-E

Uso general :
Materiales de difícil mecanizado hasta 1.200 N/mm²
Aceros inoxidables (INOX)

Ventajas :
Gran capacidad de corte
Reduce el esfuerzo
Expulsión continua de virutas en la dirección del giro
Previene atascos por virutas

Sauf stipulation contraire, toutes les filières sont livrées en forme **F** (cage fermée).
Unless otherwise requested, all dies are supplied solid (Form **F**).
Soweit nicht anders angegeben, liefern wir alle Schneideisen in Form **F** (geschlossen).
Se non diversamente specificato, forniamo tutte le filiere in forma **F** (chiusa).
A no ser que se indique lo contrario, todos los cojinetes son suministrados en Forma **F** (cerrado).
Salvo disposição em contrário, nós fornecemos todos os cossinetes na forma **F** (fechado).

Anwendung (GUN) HSS-E

Allgemeinen einsatz :
Schwer zerspanbare Werkstoffe bis 1200 N/mm²
Rostfreie Stähle (VA-Werkstoffe)

Sowie für Vorteile :
Hohe Schneidhaltigkeit
Leichter Schnitt
Freies Abfließen der Späne nach vorne
Kein Verstopfen der Spanlöcher

Aplicações (GUN) HSS-E

Uso geral :
Materiais difícil de usinar até 1.200 N/mm²
Aço inoxidável

Vantagem :
Alta capacidade de corte
Corte mais fácil
Fluxo livre fora das cavacos para a frente
Nenhuma obstruçao do furos para cavacos

Comment commander.
How to order.
Wie bestellen.
Come ordinare
Como ordenar
Como encomendar

Ex : commande

Filière ronde fermée HSS-E
Filetage G (BSP)
Ø 1/2" x 14 - D ext. 45 mm

Réf : 591FRF45BSP12E

M (LH)

DIN 223 (DIN EN 22568) HSS Tol. 6g

TARIF page 21

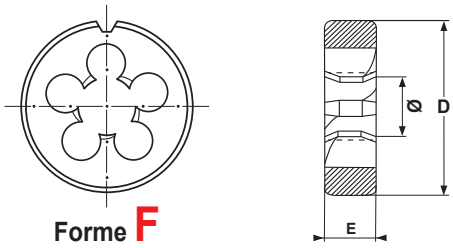

Forme **F**

Filières rondes, coupe à gauche filetage métrique ISO DIN 13.
Round dies, left hand metric ISO-thread DIN 13
Runde schneideisen, linksgewinde metrisches ISO-gewinde DIN 13.
Filiere tonde, filetto sinistro filettatura metrica ISO DIN 13.
Cojinetes redondos, izquierdas métrica ISO-rosca DIN 13.
Cossinetes redondo, rosca esquerda rosca métrica ISO DIN 13.

Réf. : 510FRF_ _ M _ _ LHH

DIN 223 (DIN EN 22568) HSS Tol. 6g

Forme **F**

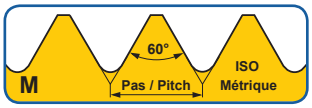

MF ----	Ø mm		PAS Pitch	D mm		E mm
2040	2	x	0.40	16	x	5
3050	3	x	0.50	20	x	5
4070	4	x	0.70	20	x	5
5080	5	x	0.80	20	x	7
6100	6	x	1.00	20	x	7
8125	8	x	1.25	25	x	9
10150	10	x	1.50	30	x	11
12175	12	x	1.75	38	x	14
14200	14	x	2.00	38	x	14
16200	16	x	2.00	45	x	18
18250	18	x	2.50	45	x	18
20250	20	x	2.50	45	x	18
22250	22	x	2.50	55	x	22
24300	24	x	3.00	55	x	22
27300	27	x	3.00	65	x	25
30350	**30**	**x**	**3.50**	**65**	**x**	**25**
33350	33	x	3.50	65	x	25
36400	36	x	4.00	65	x	25
39400	39	x	4.00	75	x	30
42450	42	x	4.50	75	x	30
45450	45	x	4.50	90	x	36
48500	48	x	5.00	90	x	36
52500	52	x	5.00	90	x	36

Application HSS

Pour utilisation générale
Matériaux faciles à usiner à 800 N/mm²
Aciers non alliés ou faiblement alliés

Applicazione HSS

Per uso universale
Materiali con buona truciodibilità fino a R 800 N/mm²
Acciai non legati e scarsamente legati

Application HSS

For general use
Non abrasive material up to 800 N/mm²
Unalloyed and low alloyed steel

Aplicación HSS

Para uso general
Materials de buena mecanización hasta 800 N/mm²
Aceros no aleados y de baja aleación

Anwendung HSS

Für allgemeinen Einsatz
Gut zerspanbare Werkstoffe bis 800 N/mm²
Unlegierte und niedriglegierte Stähle

Aplicações HSS

Para uso geral
Materiais de bom usinar até 800 N/mm²
Aço não ligado e aço fracamente

Sauf stipulation contraire, toutes les filières sont livrées en forme **F** (cage fermée).
Unless otherwise requested, all dies are supplied solid (Form **F**).
Soweit nicht anders angegeben, liefern wir alle Schneideisen in Form **F** (geschlossen).
Se non diversamente specificato, forniamo tutte le filiere in forma **F** (chiusa).
A no ser que se indique lo contrario, todos los cojinetes son suministrados en Forma **F** (cerrado).
Salvo disposição em contrário, nós fornecemos todos os cossinetes na forma **F** (fechado).

Comment commander.
How to order.
Wie bestellen.
Come ordinare
Como ordenar
Como encomendar

Ex : commande

Filière ronde fermée HSS
Filetage métrique à gauche
Ø 30 x 3.50 - D ext. 65 mm (LH)
Réf : 510FRF65M30350LHH

Web : http://www.sermaoutillage.eu - **Email** : serma@sermaoutillage.eu - **Tél.** : 00 33 (0)3 27.30.12.31 - **Fax** : 00 33 (0)3 27.30.17.13

MF (LH)

DIN 223 (DIN EN 22568) HSS Tol. 6g

TARIF page 21

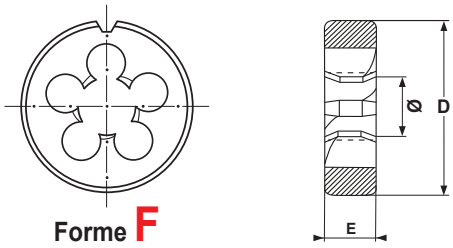

Forme F

Filières rondes, coupe à gauche filetage métrique pas fin ISO DIN 13.
Round dies, left hand metric-fine ISO-thread DIN 13.
Runde schneideisen, linksgewinde metrisches ISO-Feingewinde DIN 13.
Filiere tonde, filetto sinistro filettatura metrica fine ISO DIN 13.
Cojinetes redondos, izquierdas métrica fina ISO-rosca DIN 13.
Cossinetes redondo, rosca esquerda rosca métrica fina ISO DIN 13.

Réf. : 510FRF_ _ _ MF _ _ LHH

DIN 223 (DIN EN 22568) HSS Tol. 6g

Forme F

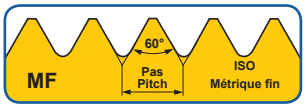

MF ----	Ø mm		PAS Pitch	D mm		E mm
25035	2.5	x	0.35	16	x	5
3035	3	x	0.35	20	x	5
35035	3.5	x	0.35	20	x	5
4035	4	x	0.35	20	x	5
4050	4	x	0.50	20	x	5
45050	4.5	x	0.50	20	x	5
5050	5	x	0.50	20	x	5
5075	5	x	0.75	20	x	7
55050	5.5	x	0.50	20	x	5
6050	6	x	0.50	20	x	5
6075	6	x	0.75	20	x	7
7050	7	x	0.50	25	x	9
7075	7	x	0.75	25	x	9
8050	8	x	0.50	25	x	9
8075	8	x	0.75	25	x	9
8100	8	x	1.00	25	x	9
9050	9	x	0.50	25	x	9
9075	9	x	0.75	25	x	9
9100	9	x	1.00	25	x	9
10050	10	x	0.50	30	x	11
10075	10	x	0.75	30	x	11
10100	10	x	1.00	30	x	11
10125	10	x	1.25	30	x	11
11100	11	x	1.00	30	x	11
11125	11	x	1.25	30	x	11
12050	12	x	0.50	38	x	10
12075	12	x	0.75	38	x	10
12100	12	x	1.00	38	x	10
12125	12	x	1.25	38	x	10
12150	12	x	1.50	38	x	10

MF ----	Ø mm		PAS Pitch	D mm		E mm
13050	13	x	0.50	38	x	10
13075	13	x	0.75	38	x	10
13100	13	x	1.00	38	x	10
13150	13	x	1.50	38	x	10
14050	14	x	0.50	38	x	10
14075	14	x	0.75	38	x	10
14100	14	x	1.00	38	x	10
14125	14	x	1.25	38	x	10
14150	14	x	1.50	38	x	10
15075	15	x	0.75	38	x	10
15100	15	x	1.00	38	x	10
15150	15	x	1.50	38	x	10
16075	16	x	0.75	45	x	14
16100	16	x	1.00	45	x	14
16125	16	x	1.25	45	x	14
16150	16	x	1.50	45	x	14
17100	17	x	1.00	45	x	14
17150	17	x	1.50	45	x	14
18075	18	x	0.75	45	x	14
18100	18	x	1.00	45	x	14
18125	18	x	1.25	45	x	14
18150	18	x	1.50	45	x	14
18200	18	x	2.00	45	x	14
19100	19	x	1.00	45	x	14
19150	19	x	1.50	45	x	14
20050	20	x	0.50	45	x	14
20075	20	x	0.75	45	x	14
20100	20	x	1.00	45	x	14
20125	20	x	1.25	45	x	14
20150	20	x	1.50	45	x	14

Application HSS
Pour utilisation générale
Matériaux faciles à usiner à 800 N/mm²
Aciers non alliés ou faiblement alliés

Application HSS
For general use
Non abrasive material up to 800 N/mm²
Unalloyed and low alloyed steel

Anwendung HSS
Für allgemeinen Einsatz
Gut zerspanbare Werkstoffe bis 800 N/mm²
Unlegierte und niedriglegierte Stähle

Applicazione HSS
Per uso universale
Materiali con buona truciodibilità fino a R 800 N/mm²
Acciai non legati e scarsamente legati

Aplicación HSS
Para uso general
Materials de buena mecanización hasta 800 N/mm²
Aceros no aleados y de baja aleación

Aplicações HSS
Para uso geral
Materiais de bom usinar até 800 N/mm²
Aço não ligado e aço fracamente

Sauf stipulation contraire, toutes les filières sont livrées en forme **F** (cage fermée).
Unless otherwise requested, all dies are supplied solid (Form **F**).
Soweit nicht anders angegeben, liefern wir alle Schneideisen in Form **F** (geschlossen).
Se non diversamente specificato, forniamo tutte le filiere in forma **F** (chiusa).
A no ser que se indique lo contrario, todos los cojinetes son suministrados en Forma **F** (cerrado).
Salvo disposição em contrário, nós fornecemos todos os cossinetes na forma **F** (fechado).

Comment commander.
How to order.
Wie bestellen.
Come ordinare
Como ordenar
Como encomendar

Ex : commande

Filière ronde fermée HSS
Filetage métrique fin à gauche
Ø 18 x 1.00 (LH) - D ext. 45 mm

Réf : 510FRF45MF18100LHH

→ Suite p262

→ Suite de la p261

Filières rondes, coupe à gauche filetage métrique pas fin ISO DIN 13.
Round dies, left hand metric-fine ISO-thread DIN 13.
Runde schneideisen, linksgewinde metrisches ISO-feingewinde DIN 13.

Filiere tonde, filetto sinistro filettatura metrica fine ISO DIN 13.
Cojinetes redondos, izquierdas métrica fina ISO-rosca DIN 13.
Cossinetes redondo, rosca esquerda rosca métrica fina ISO DIN 13.

Réf. : 510FRF. . . . MF . . LHH

TARIF page 21

DIN 223 (DIN EN 22568)
HSS Tol. 6g Forme F

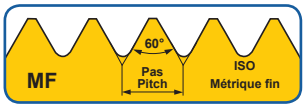

MF ----	Ø mm		PAS Pitch	D mm		E mm
20200	20	x	2.00	45	x	14
21100	21	x	1.00	45	x	14
21150	21	x	1.50	45	x	14
22100	22	x	1.00	55	x	16
22125	22	x	1.25	55	x	16
22150	22	x	1.50	55	x	16
22200	22	x	2.00	55	x	16
24125	24	x	1.25	55	x	16
24150	24	x	1.50	55	x	16
24200	24	x	2.00	55	x	16
25100	25	x	1.00	55	x	16
25150	25	x	1.50	55	x	16
26100	26	x	1.00	55	x	16
26150	26	x	1.50	55	x	16
26200	26	x	2.00	55	x	16
27100	27	x	1.00	65	x	18
27150	27	x	1.50	65	x	18
27200	27	x	2.00	65	x	18
28100	28	x	1.00	65	x	18
28150	28	x	1.50	65	x	18
28200	28	x	2.00	65	x	18
29150	29	x	1.50	65	x	18
30100	30	x	1.00	65	x	18
30150	30	x	1.50	65	x	18
30200	30	x	2.00	65	x	18
30250	30	x	2.50	65	x	18
30300	30	x	3.00	65	x	25
32100	32	x	1.00	65	x	18
32150	32	x	1.50	65	x	18
32200	32	x	2.00	65	x	18
32300	32	x	3.00	65	x	25
33150	33	x	1.50	65	x	18
33200	33	x	2.00	65	x	18
33300	33	x	3.00	65	x	25
34100	34	x	1.00	65	x	18
34150	34	x	1.50	65	x	18
34200	34	x	2.00	65	x	18
35100	35	x	1.00	65	x	18

MF ----	Ø mm		PAS Pitch	D mm		E mm
35150	35	x	1.50	65	x	18
35200	35	x	2.00	65	x	18
36100	36	x	1.00	65	x	18
36150	36	x	1.50	65	x	18
36200	36	x	2.00	65	x	18
36300	36	x	3.00	65	x	25
37150	37	x	1.50	65	x	18
38100	38	x	1.00	75	x	20
38150	38	x	1.50	75	x	20
38200	38	x	2.00	75	x	20
38300	38	x	3.00	75	x	30
39150	39	x	1.50	75	x	20
39200	39	x	2.00	75	x	20
39300	39	x	3.00	75	x	30
40100	40	x	1.00	75	x	20
40150	40	x	1.50	75	x	20
40200	40	x	2.00	75	x	20
40300	40	x	3.00	75	x	30
42100	42	x	1.00	75	x	20
42150	42	x	1.50	75	x	20
42200	42	x	2.00	75	x	20
42300	42	x	3.00	75	x	30
44150	44	x	1.50	90	x	22
45150	45	x	1.50	90	x	22
45200	45	x	2.00	90	x	22
45300	45	x	3.00	90	x	36
46150	46	x	1.50	90	x	22
48150	48	x	1.50	90	x	22
48200	48	x	2.00	90	x	22
48300	48	x	3.00	90	x	36
50150	50	x	1.50	90	x	22
50200	50	x	2.00	90	x	22
50300	50	x	3.00	90	x	36
52150	52	x	1.50	90	x	22
52200	52	x	2.00	90	x	22
52300	**52**	**x**	**3.00**	**90**	**x**	**36**

Application HSS
Pour utilisation générale
Matériaux faciles à usiner à 800 N/mm²
Aciers non alliés ou faiblement alliés

Application HSS
For general use
Non abrasive material up to 800 N/mm²
Unalloyed and low alloyed steel

Anwendung HSS
Für allgemeinen Einsatz
Gut zerspanbare Werkstoffe bis 800 N/mm²
Unlegierte und niedriglegierte Stähle

Applicazione HSS
Per uso universale
Materiali con buona truciodibilità fino a R 800 N/mm²
Acciai non legati e scarsamente legati

Aplicación HSS
Para uso general
Materials de buena mecanización hasta 800 N/mm²
Aceros no aleados y de baja aleación

Aplicações HSS
Para uso geral
Materiais de bom usinar até 800 N/mm²
Aço não ligado e aço fracamente

Sauf stipulation contraire, toutes les filières sont livrées en forme **F** (cage fermée).
Unless otherwise requested, all dies are supplied solid (Form **F**).
Soweit nicht anders angegeben, liefern wir alle Schneideisen in Form **F** (geschlossen).

Se non diversamente specificato, forniamo tutte le filiere in forma **F** (chiusa).
A no ser que se indique lo contrario, todos los cojinetes son suministrados en Forma **F** (cerrado).
Salvo disposição em contrário, nós fornecemos todos os cossinetes na forma **F** (fechado).

Comment commander.
How to order.
Wie bestellen.

Come ordinare
Como ordenar
Como encomendar

Ex : commande
Filière ronde fermée HSS
Filetage métrique fin à gauche
Ø 52 x 3.00 (LH) - D ext. 90 mm
Réf : 510FRF90MF52300LHH

Web : http://www.sermaoutillage.eu - **Email** : serma@sermaoutillage.eu - **Tél.** : 00 33 (0)3 27.30.12.31 - **Fax** : 00 33 (0)3 27.30.17.13

BSW (LH)

DIN 223 (DIN EN 22568) HSS

TARIF page 21

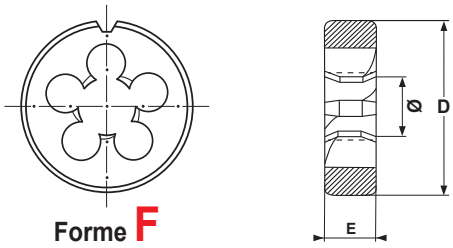

Forme **F**

Filières rondes, coupe à gauche filetage Whitworth BS 84.
Round dies, left hand Whitworth-thread BS 84.
Runde schneideisen, linksgewinde Whitworth-gewinde BS 84.
Filiere tonde, filetto sinistro filettatura Whitworth BS 84.
Cojinetes redondos, izquierdas rosca-Whitworth BS 84.
Cossinetes redondo, rosca esquerda rosca Whitworth BS 84.

Réf. : 23FRF. . . BSW . . LHH

DIN 223 (DIN EN 22568) HSS
Forme **F**

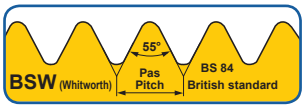

BSW ----	Pouce Ø Inch		Nb Filets/Pouce TPI	D mm		E mm
18	1/8	x	40	20	x	5
532	5/32	x	32	20	x	5
316	3/16	x	24	20	x	7
14	1/4	x	20	20	x	7
516	5/16	x	18	25	x	9
38	3/8	x	16	30	x	11
716	7/16	x	14	30	x	11
12	1/2	x	12	38	x	14
916	9/16	x	12	38	x	14
58	5/8	x	11	45	x	18
34	3/4	x	10	45	x	18
78	7/8	x	9	55	x	22
1	1"	x	8	55	x	22

Application HSS
Pour utilisation générale
Matériaux faciles à usiner à 800 N/mm²
Aciers non alliés ou faiblement alliés

Applicazione HSS
Per uso universale
Materiali con buona truciodibilità fino a R 800 N/mm²
Acciai non legati e scarsamente legati

Application HSS
For general use
Non abrasive material up to 800 N/mm²
Unalloyed and low alloyed steel

Aplicación HSS
Para uso general
Materials de buena mecanización hasta 800 N/mm²
Aceros no aleados y de baja aleación

Anwendung HSS
Für allgemeinen Einsatz
Gut zerspanbare Werkstoffe bis 800 N/mm²
Unlegierte und niedriglegierte Stähle

Aplicações HSS
Para uso geral
Materiais de bom usinar até 800 N/mm²
Aço não ligado e aço fracamente

Sauf stipulation contraire, toutes les filières sont livrées en forme **F** (cage fermée).
Unless otherwise requested, all dies are supplied solid (Form **F**).
Soweit nicht anders angegeben, liefern wir alle Schneideisen in Form **F** (geschlossen).
Se non diversamente specificato, forniamo tutte le filiere in forma **F** (chiusa).
A no ser que se indique lo contrario, todos los cojinetes son suministrados en Forma **F** (cerrado).
Salvo disposição em contrário, nós fornecemos todos os cossinetes na forma **F** (fechado).

Comment commander.
How to order.
Wie bestellen.
Come ordinare
Como ordenar
Como encomendar

Ex : commande
Filière ronde fermée
Filetage BSW à gauche HSS
Ø 5/32" x 32 - D ext. 20 mm (LH)
Réf : 23FRF20BSW532LHH

UNC (LH) UNF (LH)

DIN 223 (DIN EN 22568) HSS

TARIF page 21

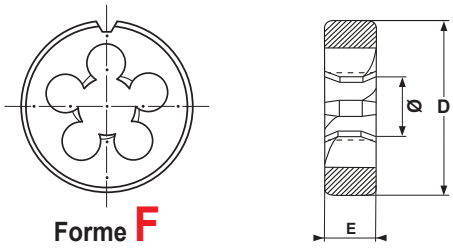

Forme F

Filières rondes, coupe à gauche filetage unifié ANSI B 1.1.
Round dies, left hand unified thread ANSI B 1.1.
Runde schneideisen, linksgewinde amerikanisches gewinde ANSI B 1.1.

Filiere tonde, filetto sinistro filettatura unificata ANSI B1.1.
Cojinetes redondos, izquierdas rosca unificada ANSI B 1.1
Cossinetes redondo, rosca esquerda rosca unificada ANSI B1.1

Réf. : 22FRF_ _ _UNC _ _ LHH

DIN 223 (DIN EN 22568) HSS
Forme F

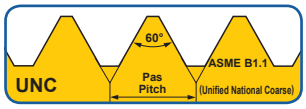

UNC ----	Pouce Ø Inch	Nb Filets/Pouce TPI		D mm		E mm
NR6	Nr. 6	x	32	20	x	7
NR8	Nr. 8	x	32	20	x	7
NR10	Nr.10	x	24	20	x	7
14	1/4	x	20	20	x	7
516	5/16	x	18	25	x	9
38	3/8	x	16	30	x	11
716	7/16	x	14	38	x	14
12	1/2	x	13	38	x	14
916	9/16	x	12	38	x	14
58	5/8	x	11	45	x	18
34	3/4	x	10	45	x	18
78	7/8	x	9	55	x	22
1	1"	x	8	55	x	22

Application HSS
Pour utilisation générale
Matériaux faciles à usiner à 800 N/mm²
Aciers non alliés ou faiblement alliés

Application HSS
For general use
Non abrasive material up to 800 N/mm²
Unalloyed and low alloyed steel

Anwendung HSS
Für allgemeinen Einsatz
Gut zerspanbare Werkstoffe bis 800 N/mm²
Unlegierte und niedriglegierte Stähle

Ex : commande
Filière ronde fermée
Filetage UNC à gauche HSS
Ø 3/8" x 16 - D ext. 30 mm (LH)
Réf : 22FRF30UNC38LHH

Réf. : 22FRF_ _ _UNF _ _ LHH

DIN 223 (DIN EN 22568) HSS
Forme F

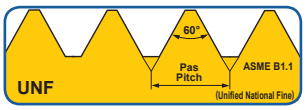

UNF ----	Pouce Ø Inch	Nb Filets/Pouce TPI		D mm		E mm
NR10	Nr. 10	x	32	20	x	7
14	1/4	x	28	20	x	7
516	5/16	x	24	25	x	9
38	3/8	x	24	30	x	11
716	7/16	x	20	30	x	11
12	1/2	x	20	38	x	10
916	9/16	x	18	38	x	10
58	5/8	x	18	45	x	14
34	3/4	x	16	45	x	14
78	7/8	x	14	55	x	16
1	1"	x	12	55	x	16

Applicazione HSS
Per uso universale
Materiali con buona truciodibilità fino a R 800 N/mm²
Acciai non legati e scarsamente legati

Aplicación HSS
Para uso general
Materials de buena mecanización hasta 800 N/mm²
Aceros no aleados y de baja aleación

Ex : commande
Filière ronde fermée
Filetage UNF à gauche HSS
Ø 5/8" x 18 - D ext. 45 mm (LH)
Réf : 22FRF45UNF58LHH

Aplicações HSS
Para uso geral
Materiais de bom usinar até 800 N/mm²
Aço não ligado e aço fracamente

Comment commander.
How to order.
Wie bestellen.

Come ordinare
Como ordenar
Como encomendar

Web : http://www.sermaoutillage.eu - **Email** : serma@sermaoutillage.eu - **Tél.** : 00 33 (0)3 27.30.12.31 - **Fax** : 00 33 (0)3 27.30.17.13

G (BSP) (LH)



DIN 5158 (DIN EN 24231) HSS

TARIF page 21

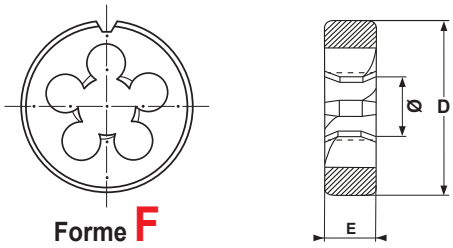

Forme **F**

Filières rondes, coupe à gauche filetage gaz DIN ISO 228.
Round dies, left hand pipe-thread DIN ISO 228.
Runde schneideisen, linksgewinde rohrgewinde DIN ISO 228.
Filiere tonde, filetto sinistro filettatura per tubi gas DIN ISO 228.
Cojinetes redondos, izquierdas rosca gas DIN ISO 228.
Cossinetes redondo, rosca esquerda rosca de gás DIN ISO 228.

Réf. : 21FRF. . . BSP . . . LHH

DIN 5158 (DIN EN 24231) HSS
Forme **F**

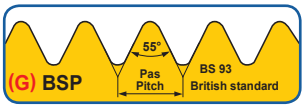

BSP ----	Pouce Ø Inch		Nb Filets/Pouce TPI	D mm		E mm
18	1/8	x	28	30	x	11
14	1/4	x	19	38	x	10
38	3/8	x	19	45	x	14
12	1/2	x	14	45	x	14
58	5/8	x	14	55	x	16
34	3/4	x	14	55	x	16
78	7/8	x	14	65	x	18
1	1"	x	11	65	x	18
118	1.1/8	x	11	75	x	20
114	1.1/4	x	11	75	x	20
138	1.3/8	x	11	90	x	22
112	1.1/2	x	11	90	x	22
158	1.5/8	x	11	90	x	22
134	1.3/4	x	11	105	x	22
2	2"	x	11	105	x	22

Application HSS
Pour utilisation générale
Matériaux faciles à usiner à 800 N/mm²
Aciers non alliés ou faiblement alliés

Applicazione HSS
Per uso universale
Materiali con buona truciodibilità fino a R 800 N/mm²
Acciai non legati e scarsamente legati

Application HSS
For general use
Non abrasive material up to 800 N/mm²
Unalloyed and low alloyed steel

Aplicación HSS
Para uso general
Materials de buena mecanización hasta 800 N/mm²
Aceros no aleados y de baja aleación

Anwendung HSS
Für allgemeinen Einsatz
Gut zerspanbare Werkstoffe bis 800 N/mm²
Unlegierte und niedriglegierte Stähle

Aplicações HSS
Para uso geral
Materiais de bom usinar até 800 N/mm²
Aço não ligado e aço fracamente

Sauf stipulation contraire, toutes les filières sont livrées en forme **F** (cage fermée).
Unless otherwise requested, all dies are supplied solid (Form **F**).
Soweit nicht anders angegeben, liefern wir alle Schneideisen in Form **F** (geschlossen).
Se non diversamente specificato, forniamo tutte le filiere in forma **F** (chiusa).
A no ser que se indique lo contrario, todos los cojinetes son suministrados en Forma **F** (cerrado).
Salvo disposição em contrário, nós fornecemos todos os cossinetes na forma **F** (fechado).

Comment commander.
How to order.
Wie bestellen.
Come ordinare
Como ordenar
Como encomendar

Ex : commande

Filière ronde fermée HSS
Filetage G (BSP) à gauche
Ø 1.3/4 "x 11 - D ext. 105 mm (LH)
Réf : 21FRF105BSP134LHH

M

DIN 382 HSS Tol. 6g

TARIF page 21

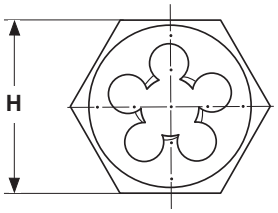

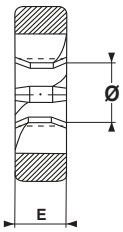

Forme **F**

- Filières hexagonales filetage métrique ISO DIN 13.
- Hexagon die nuts metric ISO-thread DIN 13.
- Sechskant-schneidmuttern metrisches ISO-gewinde DIN 13.
- Filiere esagonali filettatura metrica ISO DIN 13.
- Cojinetes hexagonales rosca métrica ISO DIN 13.
- Cossinetes hexagonales rosca métrica ISO DIN 13.

Réf. : 28FHF _ _M _ _ _H

DIN 382 HSS Forme **F** Tol. 6g

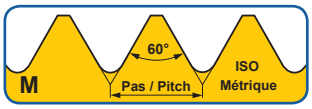

M ----	Ø mm		PAS Pitch	H mm		E mm
3050	3	x	0.50	19	x	5
35060	3.5	x	0.60	19	x	5
4070	4	x	0.70	19	x	5
5080	5	x	0.80	19	x	7
6100	6	x	1.00	19	x	7
7100	7	x	1.00	22	x	9
8125	8	x	1.25	22	x	9
9125	9	x	1.25	22	x	9
10150	10	x	1.50	27	x	11
11150	11	x	1.50	27	x	11
12175	12	x	1.75	36	x	14
14200	14	x	2.00	36	x	14
16200	16	x	2.00	41	x	18
18250	18	x	2.50	41	x	18
20250	20	x	2.50	41	x	18

M ----	Ø mm		PAS Pitch	H mm		E mm
22250	22	x	2.50	50	x	22
24300	24	x	3.00	50	x	22
27300	27	x	3.00	60	x	25
30350	30	x	3.50	60	x	25
33350	33	x	3.50	60	x	25
36400	36	x	4.00	60	x	25
39400	39	x	4.00	70	x	30
42450	42	x	4.50	70	x	30
45450	45	x	4.50	85	x	36
48500	48	x	5.00	85	x	36
52500	52	x	5.00	85	x	36
56550	56	x	5.50	100	x	36
60550	60	x	5.50	100	x	36
64600	64	x	6.00	100	x	36
68600	68	x	6.00	115	x	36

Application HSS

Pour refiletage et la restauration des filets endommagés.
Pour le travail d'accès difficiles.

Application HSS

For cleaning and repairing demaged threads.
For difficult access work.

Anwendung HSS

Zum Nachschneiden und Reparieren beschädigter Gewinde.
Sowie anschwer zugängliche arbeiten.

Applicazione HSS

Per la refiletatura e la riparazione di filetti danneggiati.
Per lavori di difficile accesso.

Aplicación HSS

Para repasar y reparar las roscas deterioradas.
Uso en puntos de difícil acceso.

Aplicações HSS

Para repassar e recuperar roscas danificadas.
Para trabajos con accesos difíceis.

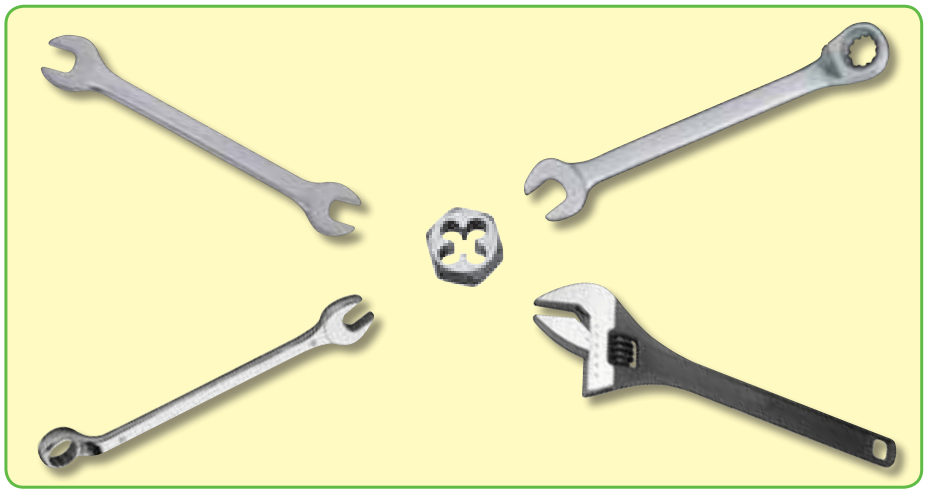

- Comment commander.
- How to order.
- Wie bestellen.
- Come ordinare
- Como ordenar
- Como encomendar

Ex : commande

Filière hexagonale fermée
Filetage métrique HSS
Ø M56 x 5.50 - côte sur plats 100 mm
Réf : 28FHF100M56550H

Web : http://www.sermaoutillage.eu - **Email** : serma@sermaoutillage.eu - **Tél.** : 00 33 (0)3 27.30.12.31 - **Fax** : 00 33 (0)3 27.30.17.13

MF

DIN 382 HSS Tol. 6g

TARIF page 21

TARIF page 22

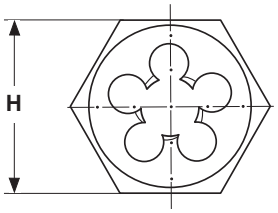

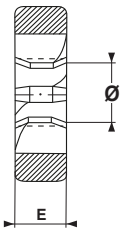

Forme **F**

- Filières hexagonales filetage métrique fin ISO DIN 13.
- Hexagon die nuts metric-fine ISO-thread DIN 13.
- Sechskant-schneidmuttern metrisches ISO-feingewinde DIN 13.
- Filiere esagonali filettatura metrica fine ISO DIN 13.
- Cojinetes hexagonales rosca métrica fina ISO DIN 13.
- Cossinetes hexagonales rosca métrica fina ISO DIN 13.

Réf. : 28FHF _ _ _ _ MF _ _ H

DIN 382 HSS Tol. 6g

Forme **F**

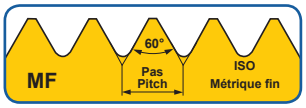

MF ----	Ø mm		PAS Pitch	H mm		E mm
3035	3	x	0.35	19	x	5
4035	4	x	0.35	19	x	5
4050	4	x	0.50	19	x	5
5050	5	x	0.50	19	x	5
5075	5	x	0.75	19	x	7
6050	6	x	0.50	19	x	5
6075	6	x	0.75	19	x	7
7075	7	x	0.75	22	x	9
8050	8	x	0.50	22	x	9
8075	8	x	0.75	22	x	9
8100	8	x	1.00	22	x	9
9075	9	x	0.75	22	x	9
9100	9	x	1.00	22	x	9
10075	10	x	0.75	27	x	11
10100	10	x	1.00	27	x	11
10125	10	x	1.25	27	x	11
11100	11	x	1.00	27	x	11
11125	11	x	1.25	27	x	11
12075	12	x	0.75	36	x	10
12100	12	x	1.00	36	x	10
12125	12	x	1.25	36	x	10
12150	12	x	1.50	36	x	10
13100	13	x	1.00	36	x	10
13150	13	x	1.50	36	x	10
14075	14	x	0.75	36	x	10

MF ----	Ø mm		PAS Pitch	H mm		E mm
14100	14	x	1.00	36	x	10
14125	14	x	1.25	36	x	10
14150	14	x	1.50	36	x	10
15100	15	x	1.00	36	x	10
15150	15	x	1.50	36	x	10
16100	16	x	1.00	41	x	14
16125	16	x	1.25	41	x	14
16150	16	x	1.50	41	x	14
18100	18	x	1.00	41	x	14
18125	18	x	1.25	41	x	14
18150	18	x	1.50	41	x	14
18200	18	x	2.00	41	x	14
20100	20	x	1.00	41	x	14
20125	20	x	1.25	41	x	14
20150	20	x	1.50	41	x	14
20200	20	x	2.00	41	x	14
21150	21	x	1.50	41	x	14
22100	22	x	1.00	50	x	16
22125	22	x	1.25	50	x	16
22150	22	x	1.50	50	x	16
22200	22	x	2.00	50	x	16
23150	23	x	1.50	50	x	16
24100	24	x	1.00	50	x	16
24125	24	x	1.25	50	x	16
24150	24	x	1.50	50	x	16

Application HSS

Pour utilisation générale
Matériaux faciles à usiner à 800 N/mm²
Aciers non alliés ou faiblement alliés

Application HSS

For general use
Non abrasive material up to 800 N/mm²
Unalloyed and low alloyed steel

Anwendung HSS

Für allgemeinen Einsatz
Gut zerspanbare Werkstoffe bis 800 N/mm²
Unlegierte und niedriglegierte Stähle

Applicazione HSS

Per uso universale
Materiali con buona truciodibilità fino a R 800 N/mm²
Acciai non legati e scarsamente legati

Aplicación HSS

Para uso general
Materials de buena mecanización hasta 800 N/mm²
Aceros no aleados y de baja aleación

Aplicações HSS

Para uso geral
Materiais de bom usinar até 800 N/mm²
Aço não ligado e aço fracamente

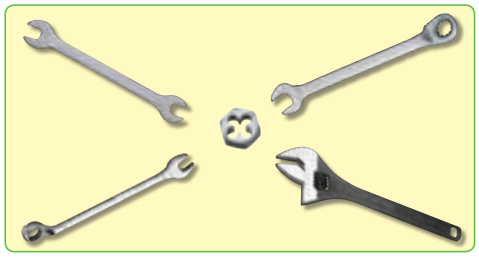

Ex : commande

Filière hexagonale fermée
Filetage métrique fin HSS
Ø M22 x 150 - côte sur plats 50 mm

Réf : 28FHF50MF22150H

- Comment commander.
- How to order.
- Wie bestellen.
- Come ordinare
- Como ordenar
- Como encomendar

→ Suite p268

→ Suite de la p267

Filières hexagonales filetage métrique fin ISO DIN 13.
Hexagon die nuts metric-fine ISO-thread DIN 13.
Sechskant-schneidmuttern metrisches ISO-feingewinde DIN 13.
Filiere esagonali filettatura metrica fine ISO DIN 13.
Cojinetes hexagonales rosca métrica fina ISO DIN 13.
Cossinetes hexagonales rosca métrica fina ISO DIN 13.

Réf. : 28FHF _ _ _ _ MF _ _ H

TARIF page 22

DIN 382 HSS
Tol. 6g Forme F

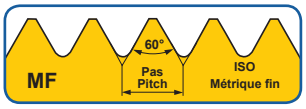

MF ----	Ø mm		PAS Pitch	H mm		E mm
24200	24	x	2.00	50	x	16
25100	25	x	1.00	50	x	16
25150	25	x	1.50	50	x	16
26100	26	x	1.00	50	x	16
26150	26	x	1.50	50	x	16
26200	26	x	2.00	50	x	16
27100	27	x	1.00	60	x	18
27150	27	x	1.50	60	x	18
27200	27	x	2.00	60	x	18
28100	28	x	1.00	60	x	18
28150	28	x	1.50	60	x	18
28200	28	x	2.00	60	x	18
29150	29	x	1.50	60	x	18
30100	30	x	1.00	60	x	18
30150	30	x	1.50	60	x	18
30200	30	x	2.00	60	x	18
30300	30	x	3.00	60	x	25
32150	32	x	1.50	60	x	18
32200	32	x	2.00	60	x	18
32300	32	x	3.00	60	x	25
33150	33	x	1.50	60	x	18
33200	33	x	2.00	60	x	18
33300	33	x	3.00	60	x	25
34150	34	x	1.50	60	x	18
34200	34	x	2.00	60	x	18
35150	35	x	1.50	60	x	18

MF ----	Ø mm		PAS Pitch	H mm		E mm
36150	36	x	1.50	60	x	18
36200	36	x	2.00	60	x	18
36300	36	x	3.00	60	x	25
38150	38	x	1.50	70	x	20
39150	39	x	1.50	70	x	20
39200	39	x	2.00	70	x	20
39300	39	x	3.00	70	x	30
40150	40	x	1.50	70	x	20
40200	40	x	2.00	70	x	20
40300	40	x	3.00	70	x	30
42150	42	x	1.50	70	x	20
42200	42	x	2.00	70	x	20
42300	42	x	3.00	70	x	30
45150	45	x	1.50	85	x	22
45200	45	x	2.00	85	x	22
45300	45	x	3.00	85	x	36
48150	48	x	1.50	85	x	22
48200	48	x	2.00	85	x	22
48300	48	x	3.00	85	x	36
50150	50	x	1.50	85	x	22
50200	50	x	2.00	85	x	22
50300	50	x	3.00	85	x	36
52150	52	x	1.50	85	x	22
52200	52	x	2.00	85	x	22
52300	52	x	3.00	85	x	36

Application HSS
Pour utilisation générale
Matériaux faciles à usiner à 800 N/mm²
Aciers non alliés ou faiblement alliés

Application HSS
For general use
Non abrasive material up to 800 N/mm²
Unalloyed and low alloyed steel

Anwendung HSS
Für allgemeinen Einsatz
Gut zerspanbare Werkstoffe bis 800 N/mm²
Unlegierte und niedriglegierte Stähle

Applicazione HSS
Per uso universale
Materiali con buona truciodibilità fino a R 800 N/mm²
Acciai non legati e scarsamente legati

Aplicación HSS
Para uso general
Materials de buena mecanización hasta 800 N/mm²
Aceros no aleados y de baja aleación

Aplicações HSS
Para uso geral
Materiais de bom usinar até 800 N/mm²
Aço não ligado e aço fracamente



Comment commander.
How to order.
Wie bestellen.
Come ordinare
Como ordenar
Como encomendar

Ex : commande
Filière hexagonale fermée
Filetage métrique fin HSS
Ø M52 x 2.00 - côte sur plats 85 mm
Réf : 28FHF85MF52200H

Web : http://www.sermaoutillage.eu - **Email** : serma@sermaoutillage.eu - **Tél.** : 00 33 (0)3 27.30.12.31 - **Fax** : 00 33 (0)3 27.30.17.13

BSW BSF

DIN 382 HSS

TARIF page 22

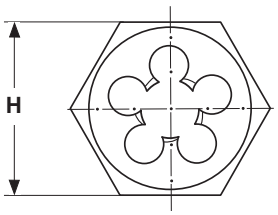

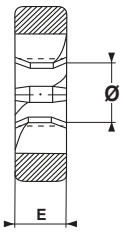

Forme F

Filières hexagonales filetage Whitworth BS 84.
Hexagon die nuts Whitworth-thread BS 84.
Sechskant-schneidmuttern Whitworth-gewinde BS 84.

Filiere esagonali filettatura Whitworth BS 84.
Cojinetes hexagonales rosca-Whitworth BS 84.
Cossinetes hexagonales rosca Whitworth BS 84.

Réf. : 28FHF_ _ _BSW _ _ _H

DIN 382 HSS

Forme F

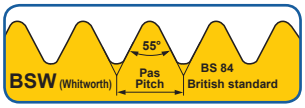

BSW	Pouce Ø Inch	Nb Filets/Pouce TPI	H mm	E mm
18	1/8	x 40	19	x 5
316	3/16	x 24	19	x 7
14	1/4	x 20	19	x 7
516	5/16	x 18	22	x 9
38	3/8	x 16	27	x 11
716	7/16	x 14	27	x 11
12	1/2	x 12	36	x 14
916	9/16	x 12	36	x 14
58	5/8	x 11	41	x 18
34	3/4	x 10	41	x 18
78	7/8	x 9	50	x 22

BSW	Pouce Ø Inch	Nb Filets/Pouce TPI	H mm	E mm
1	1"	x 8	50	x 22
118	1.1/8	x 7	60	x 25
114	1.1/4	x 7	60	x 25
138	1.3/8	x 6	60	x 25
112	1.1/2	x 6	70	x 30
2	2"	x 4.1/2	85	x 36
214	2.1/4	x 4	100	x 36
212	2.1/2	x 4	115	x 36
234	2.3/4	x 3.1/2	115	x 36
3	3"	x 3.1/2	115	x 36

Application HSS

Pour refiletage et la restauration des filets endommagés.
Pour le travail d'accès difficiles.

Application HSS

For cleaning and repairing demaged threads.
For difficult access work.

Ex : commande

Filière hexagonale fermée
Filetage BSW HSS
Ø 9/16" x 12 - côte sur plats 36 mm

Réf : 28FHF36BSW916H

Réf. : 28FHF_ _ _BSF _ _ _H

DIN 382 HSS

Forme F

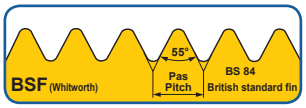

BSF	Pouce Ø Inch	Nb Filets/Pouce TPI	H mm	E mm
316	3/16	x 32	19	x 7
14	1/4	x 26	19	x 7
516	5/16	x 22	22	x 9
38	3/8	x 20	27	x 11
716	7/16	x 18	27	x 11
12	1/2	x 16	36	x 10
916	9/16	x 16	36	x 10
58	5/8	x 14	41	x 14
34	3/4	x 12	41	x 14
78	7/8	x 11	50	x 16
1	1"	x 10	50	x 16

Ex : commande

Filière hexagonale fermée
Filetage BSF HSS
Ø 5/8" x 14 - côte sur plats 41 mm

Réf : 28FHF41BSF58H

Anwendung HSS

Zum Nachschneiden und Reparieren beschädigter Gewinde.
Sowie anschwer zugängliche arbeiten.

Applicazione HSS

Per la refiletatura e la riparazione di filetti danneggiati.
Per lavori di difficile accesso.

Aplicación HSS

Para repasar y reparar las roscas deterioradas.
Uso en puntos de difícil acceso.

Aplicações HSS

Para repassar e recuperar roscas danificadas.
Para trabajos con accesos difíceis.

Comment commander.
How to order.
Wie bestellen.

Come ordinare
Como ordenar
Como encomendar

UNC UNF

DIN 382 HSS

TARIF page 22

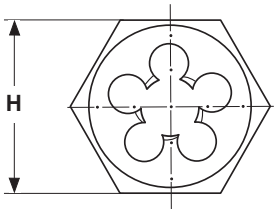

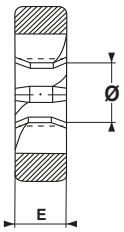

Forme F

- Filières hexagonales filetage unifié ANSI B 1.1.
- Hexagon die nuts Whitworth-thread BS 84.
- Sechskant-schneidmuttern amerikanisches gewinde ANSI B 1.1.
- Filiere esagonali filettatura unificata ANSI B1.1.
- Cojinetes hexagonales rosca unificada ANSI B1.1.
- Cossinetes hexagonales rosca unificada ANSI B1.1.

Réf. : 28FHF_ _ _UNC _ _ _H

DIN 382 HSS

Forme F

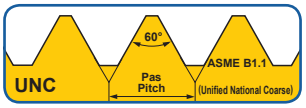

UNC ----	Pouce Ø Inch	Nb Filets/Pouce TPI	H mm	E mm
14	1/4	x 20	19	x 7
516	5/16	x 18	22	x 9
38	3/8	x 16	27	x 11
716	7/16	x 14	27	x 11
12	1/2	x 13	36	x 14
916	9/16	x 12	36	x 14
58	5/8	x 11	41	x 18
34	3/4	x 10	41	x 18
78	7/8	x 9	50	x 22
1	1"	x 8	50	x 22
118	1.1/8	x 7	60	x 25
114	1.1/4	x 7	60	x 25
138	1.3/8	x 6	60	x 25
112	1.1/2	x 6	70	x 30

Application HSS

Pour refileter et restaurer les filets endommagés et pour le travail dans les endroits d'accès difficile.

Application HSS

For cleaning and repairing demaged threads and for general use in awkward places.

Anwendung HSS

Zum Nachschneiden und Reparieren beschädigter Gewinde, sowie an schwer zugänglichen Stellen.

Applicazione HSS

Para repasar y reparar las deterioradas, y uso en general en puntos de difícil acceso.

Ex : commande

Filière hexagonale fermée
Filetage UNC HSS
Ø 1.1/4" x 7 - côte sur plats 60 mm

Réf : 28FHF60UNC114H

Réf. : 28FHF_ _ _UNF _ _ _H

DIN 382 HSS

Forme F

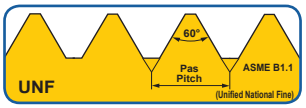

UNF ----	Pouce Ø Inch	Nb Filets/Pouce TPI	H mm	E mm
14	1/4	x 28	19	x 7
516	5/16	x 24	22	x 9
38	3/8	x 24	27	x 11
716	7/16	x 20	27	x 11
12	1/2	x 20	36	x 10
916	9/16	x 18	36	x 10
58	5/8	x 18	41	x 14

UNF ----	Pouce Ø Inch	Nb Filets/Pouce TPI	H mm	E mm
34	3/4	x 16	41	x 14
78	7/8	x 14	50	x 16
1	1"	x 12	50	x 16
118	1.1/8	x 12	60	x 18
114	1.1/4	x 12	60	x 18
138	1.3/8	x 12	60	x 18
112	1.1/2	x 12	70	x 20

Aplicación HSS

Para repasar y reparar las deterioradas, y uso en general en puntos de difícil acceso.

Aplicações HSS

Para repassar e recuperar roscas danificadas, tal como locais de difícil acesso

Ex : commande

Filière hexagonale fermée
Filetage UNF HSS
Ø 1.3/8" x 12 - côte sur plats 60 mm

Réf : 28FHF60UNF138H

- Comment commander.
- How to order.
- Wie bestellen.
- Come ordinare
- Como ordenar
- Como encomendar

Web : http://www.sermaoutillage.eu - **Email** : serma@sermaoutillage.eu - **Tél.** : 00 33 (0)3 27.30.12.31 - **Fax** : 00 33 (0)3 27.30.17.13

UN (8-UN)

DIN 382 HSS Tol. 2B

TARIF page 22

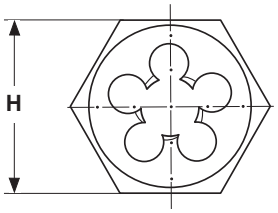

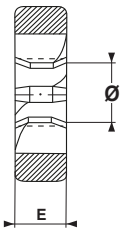

Forme **F**

- Filières hexagonales filetage unifié ANSI B 1.1.
- Hexagon die nuts unified thread ANSI B 1.1.
- Sechskant-schneidmuttern amerikanisches gewinde ANSI B 1.1.
- Filiere esagonali filettatura unificata ANSI B1.1.
- Cojinetes hexagonales rosca unificada ANSI B 1.1.
- Cossinetes hexagonales rosca unificada ANSI B1.1.

Réf. : 28FHF_ _ _8UN_ _ _H

DIN 382 Forme **F** HSS

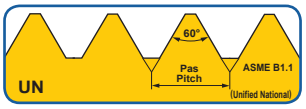

UN ----	Pouce Ø Inch		Nb Filets/Pouce TPI	H mm		E mm
118	1.1/8	x	8	60	x	25
114	1.1/4	x	8	60	x	25
138	1.3/8	x	8	60	x	25
112	1.1/2	x	8	70	x	30
158	1.5/8	x	8	70	x	30
134	1.3/4	x	8	85	x	36
178	1.7/8	x	8	85	x	22
2	2"	x	8	85	x	22
218	2.1/8	x	8	85	x	22
214	2.1/4	x	8	100	x	22
212	2.1/2	x	8	115	x	22

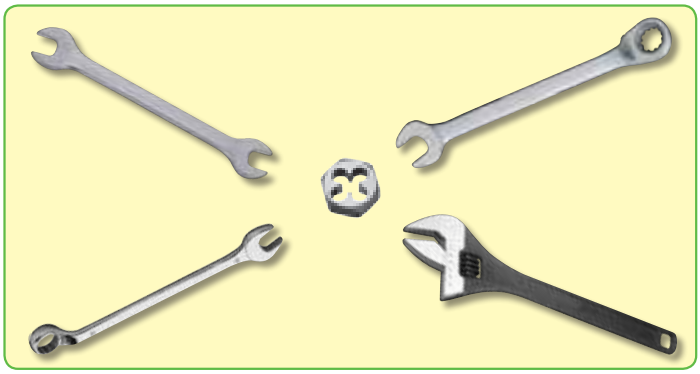

Application HSS

Pour refileter et restaurer les filets endommagés et pour le travail dans les endroits d'accès difficile.

Application HSS

For cleaning and repairing demaged threads and for general use in awkward places.

Anwendung HSS

Zum Nachschneiden und Reparieren beschädigter Gewinde, sowie an schwer zugänglichen Stellen.

Applicazione HSS

Per la riparazione di filetti danneggiati e in luoghi di difficile accesso

Aplicación HSS

Para repasar y reparar las deterioradas, y uso en general en puntos de dificil acceso.

Aplicações HSS

Para repassar e recuperar roscas danificadas, tal como locais de difícil acesso

- Comment commander.
- How to order.
- Wie bestellen.
- Come ordinare
- Como ordenar
- Como encomendar

Ex : commande

Filière hexagonale fermée
Filetage unifié 8-UN HSS
Ø 2.1/4" x 8 côte sur plats 100 mm

Réf : 28FHF1008UN214H

G (BSP)

DIN 382 HSS

TARIF page 22

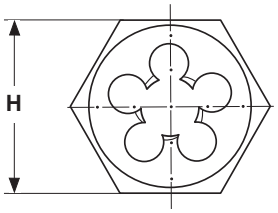

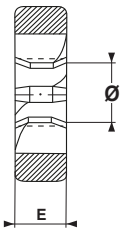

Forme F

- Filières hexagonales filetage pas gaz DIN ISO 228.
- Hexagon die nuts pipe-thread DIN ISO 228.
- Sechskant-schneidmuttern rohrgewinde DIN ISO 228.
- Filiere esagonali filettatura per tubi gas DIN ISO 228.
- Cojinetes hexagonales rosca gas DIN ISO 228.
- Cossinetes hexagonales rosca para tubo DIN ISO 228.

Réf. : 28FHF_ _ _BSP_ _ _H

DIN 382 HSS

Forme F

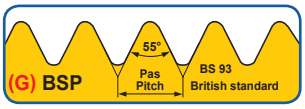

BSP ----	Pouce Ø Inch	Nb Filets/Pouce TPI	H mm	E mm
18	1/8	x 28	27	x 11
14	1/4	x 19	36	x 10
38	3/8	x 19	41	x 14
12	1/2	x 14	41	x 14
58	5/8	x 14	50	x 16
34	3/4	x 14	50	x 16
78	7/8	x 14	60	x 18
1	1"	x 11	60	x 18
118	1.1/8	x 11	70	x 20
114	1.1/4	x 11	70	x 20
138	1.3/8	x 11	85	x 22
112	1.1/2	x 11	85	x 22
158	1.5/8	x 11	85	x 22
134	1.3/4	x 11	100	x 22
2	2"	x 11	100	x 22

Application HSS

Pour refileter et restaurer les filets endommagés et pour le travail dans les endroits d'accès difficile.

Application HSS

For cleaning and repairing demaged threads and for general use in awkward places.

Anwendung HSS

Zum Nachschneiden und Reparieren beschädigter Gewinde, sowie an schwer zugänglichen Stellen.

Applicazione HSS

Per la riparazione di filetti danneggiati e in luoghi di difficile accesso.

Aplicación HSS

Para repasar y reparar las deterio-radas, y uso en general en puntos de difícil acceso.

Aplicações HSS

Para repassar e recuperar roscas danificadas, tal como locais de difícil acesso.

- Comment commander.
- How to order.
- Wie bestellen.
- Come ordinare
- Como ordenar
- Como encomendar

Ex : commande

Filière hexagonale fermée
Filetage BSP HSS
Ø 1.3/4" x 11 côte sur plats 100 mm

Réf : 28FHF100BSP134H

Web : http://www.sermaoutillage.eu - **Email** : serma@sermaoutillage.eu - **Tél.** : 00 33 (0)3 27.30.12.31 - **Fax** : 00 33 (0)3 27.30.17.13

R (BSPT)

DIN 382 HSS Tol. 2B

TARIF page 22

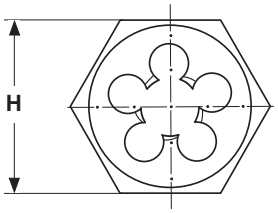

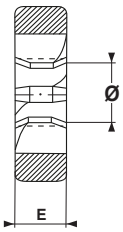

Forme F

- Filières hexagonales filetage pas gaz conique, conicité 1:16.
- Hexagon die nuts tapered pipe thread, taper 1:16, con. 55°.
- Sechskant-schneidmuttern kegeliges rohrgewinde, Kegel 1:16, kon. 55°.
- Filiere esagonali rfilettatura conica per tubi, cono 1:16.
- Cojinetes hexagonales rosca inglesa para tubo, conicidad 1:16.
- Cossinetes hexagonales rosca cónica para tubos, cone 1:16.

Réf. : 28FHF. . . BSPT . . . H

DIN 382 HSS

Forme F

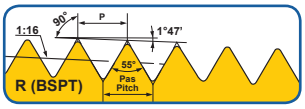

BSPT	Pouce Ø Inch	Nb Filets/Pouce TPI	H mm	E mm
18	1/8	x 28	27	x 11
14	1/4	x 19	36	x 14
38	3/8	x 19	41	x 15
12	1/2	x 14	50	x 19
34	3/4	x 14	60	x 20
1	1"	x 11	60	x 25
114	1.1/4	x 11	85	x 26
112	1.1/2	x 11	85	x 26
2	2"	x 11	100	x 31

Application HSS

Pour refileter et restaurer les filets endommagés et pour le travail dans les endroits d'accès difficile.

Application HSS

For cleaning and repairing demaged threads and for general use in awkward places.

Anwendung HSS

Zum Nachschneiden und Reparieren beschädigter Gewinde, sowie an schwer zugänglichen Stellen.

Applicazione HSS

Per la riparazione di filetti danneggiati e in luoghi di difficile accesso.

Aplicación HSS

Para repasar y reparar las deterioradas, y uso en general en puntos de difícil acceso.

Aplicações HSS

Para repassar e recuperar roscas danificadas, tal como locais de difícil acesso.

- Comment commander.
- How to order.
- Wie bestellen.
- Come ordinare
- Como ordenar
- Como encomendar

Ex : commande

Filière hexagonale fermée
Filetage R (BSPT) HSS
Ø 1.1/2" x 11 côte sur plats 85 mm

Réf : 28FHF85BSPT112H

NPT

DIN 382 HSS

TARIF page 22

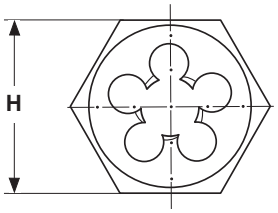

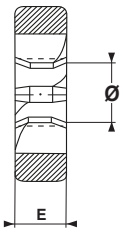

Forme **F**

- Filières hexagonales filetage NPT conicité 1:16.
- Hexagon die nuts american tapered pipe thread, taper 1:16.
- Sechskant-schneidmuttern amerikanisches kegeliges rohrgewinde, Kegel 1:16.
- Filiere esagonali filettatura americana conica per tubi, cono 1:16.
- Cojinetes hexagonales rosca american para tubo conicidad 1:16.
- Cossinetes hexagonales rosca americana cónica para tubos, cone 1:16.

Réf. : 28FHF_ _ _NPT_ _ _H

DIN 382 HSS

Forme **F**

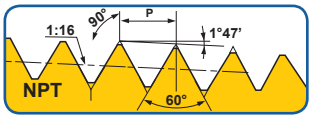

NPT ----	Pouce Ø Inch	Nb Filets/Pouce TPI	H mm	E mm
116	1/16	x 27	22	x 9
18	1/8	x 27	27	x 11
14	1/4	x 18	36	x 14
38	3/8	x 18	41	x 14
12	1/2	x 14	50	x 16
34	3/4	x 14	60	x 18
1	1"	x 11.5	60	x 25
114	1.1/4	x 11.5	70	x 25
112	1.1/2	x 11.5	85	x 28
2	2"	x 11.5	100	x 28



Application HSS

Pour refileter et restaurer les filets endommagés et pour le travail dans les endroits d'accès difficile.

Application HSS

For cleaning and repairing demaged threads and for general use in awkward places.

Anwendung HSS

Zum Nachschneiden und Reparieren beschädigter Gewinde, sowie an schwer zugänglichen Stellen.

Applicazione HSS

Per la riparazione di filetti danneggiati e in luoghi di difficile accesso.

Aplicación HSS

Para repasar y reparar las deterioradas, y uso en general en puntos de difícil acceso.

Aplicações HSS

Para repassar e recuperar roscas danificadas, tal como locais de difícil acesso.

- Comment commander.
- How to order.
- Wie bestellen.
- Come ordinare
- Como ordenar
- Como encomendar

Ex : commande

Filière hexagonale fermée
Filetage NPT HSS
Ø 1.1/4" x 11.5 côte sur plats 70 mm

Réf : 28FHF70NPT114H

Web : http://www.sermaoutillage.eu - **Email** : serma@sermaoutillage.eu - **Tél.** : 00 33 (0)3 27.30.12.31 - **Fax** : 00 33 (0)3 27.30.17.13

M (LH)

DIN 382 HSS

TARIF page 22

TARIF page 23

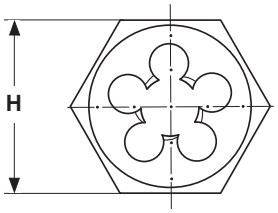

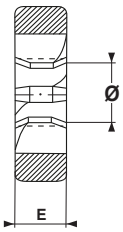

Forme **F**

Filières hexagonales, coupe à gauche filetage métrique ISO DIN 13.

Hexagon die nuts, left hand metric ISO-thread DIN 13

Sechskant-schneidmuttern, linksgewinde metrisches ISO-Gewinde DIN 13.

Filiere esagonali, filetto sinistro filettatura metrica ISO DIN 13.

Cojinetes hexagonales, izquierdas métrica ISO-rosca DIN 13.

Cossinetes hexagonales, rosca esquerda rosca métrica ISO DIN 13.

Réf. : 28FHF_ _ _M_ _ _LHH

DIN 382 HSS

Forme **F**

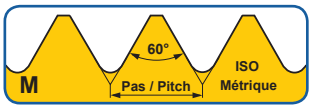

M ----	Ø mm		PAS Pitch	H mm		E mm
3050	3	x	0.50	19	x	5
4070	4	x	0.70	19	x	5
5080	5	x	0.80	19	x	7
6100	6	x	1.00	19	x	7
8125	8	x	1.25	22	x	9
10150	10	x	1.50	27	x	11
12175	12	x	1.75	36	x	14
14200	14	x	2.00	36	x	14
16200	16	x	2.00	41	x	18
18250	18	x	2.50	41	x	18
20250	20	x	2.50	41	x	18

M ----	Ø mm		PAS Pitch	H mm		E mm
22250	22	x	2.50	50	x	22
24300	24	x	3.00	50	x	22
27300	27	x	3.00	60	x	25
30350	30	x	3.50	60	x	25
33350	33	x	3.50	60	x	25
36400	36	x	4.00	60	x	25
39400	39	x	4.00	70	x	30
42450	42	x	4.50	70	x	30
45450	45	x	4.50	85	x	36
48500	48	x	5.00	85	x	36
52500	52	x	5.00	85	x	36

Application HSS

Pour refileter et restaurer les filets endommagés et pour le travail dans les endroits d'accès difficile.

Application HSS

For cleaning and repairing demaged threads and for general use in awkward places.

Anwendung HSS

Zum Nachschneiden und Reparieren beschädigter Gewinde, sowie an schwer zugänglichen Stellen.

Applicazione HSS

Per la riparazione di filetti danneggiati e in luoghi di difficile accesso.

Aplicación HSS

Para repasar y reparar las deterioradas, y uso en general en puntos de difícil acceso.

Aplicações HSS

Para repassar e recuperar roscas danificadas, tal como locais de difícil acesso.

Comment commander.
How to order.
Wie bestellen.

Come ordinare
Como ordenar
Como encomendar

Ex : commande

Filière hexagonale fermée
Filetage métrique à gauche (LH) HSS
Ø 10 x 1.50 côte sur plats 27 mm

Réf : 28FHF27M10150LHH

G (BSP) (LH)

DIN 382 HSS

TARIF page 23

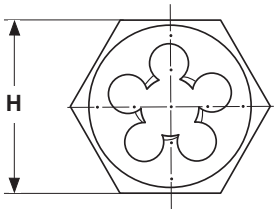

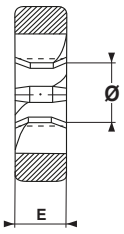

Forme F

Filières hexagonales, coupe à gauche filetage pas gaz DIN ISO 228.
Hexagon die nuts, left Hand metric ISO-thread DIN 13.
Sechskant-schneidmuttern, linksgewinde rohrgewinde DIN ISO 228.
Filiere esagonali, filetto sinistro filettatura metrica ISO DIN 13.
Cojinetes hexagonales, izquierdas rosca gas DIN ISO 228.
Cossinetes hexagonales, rosca esquerda rosca para tubo DIN ISO 228.

Réf. : 28FHF. . . BSP . . . LHH

DIN 382 HSS

Forme F

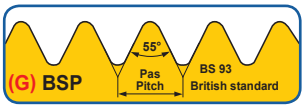

BSP	Pouce Ø Inch		Nb Filets/Pouce TPI	H mm		E mm
18	1/8	x	28	27	x	11
14	1/4	x	19	36	x	10
38	3/8	x	19	41	x	14
12	1/2	x	14	41	x	14
58	5/8	x	14	50	x	16
34	3/4	x	14	50	x	16
1	1"	x	11	60	x	18
118	1.1/8	x	11	70	x	20
114	1.1/4	x	11	70	x	20
138	1.3/8	x	11	85	x	22
112	1.1/2	x	11	85	x	22
134	1.3/4	x	11	100	x	22
2	2"	x	11	100	x	22

Application HSS

Pour refileter et restaurer les filets endommagés et pour le travail dans les endroits d'accès difficile.

Application HSS

For cleaning and repairing demaged threads and for general use in awkward places.

Anwendung HSS

Zum Nachschneiden und Reparieren beschädigter Gewinde, sowie an schwer zugänglichen Stellen.

Applicazione HSS

Per la riparazione di filetti danneggiati e in luoghi di difficile accesso.

Aplicación HSS

Para repasar y reparar las deterioradas, y uso en general en puntos de difícil acceso.

Aplicações HSS

Para repassar e recuperar roscas danificadas, tal como locais de difícil acesso.

Comment commander.
How to order.
Wie bestellen.
Come ordinare
Como ordenar
Como encomendar

Ex : commande

Filière hexagonale fermée
Filetage G (BSP) à gauche (LH) HSS
Ø 1.3/8" x 11 côte sur plats 85 mm

Réf : 28FHF85BSP138LHH

Web : http://www.sermaoutillage.eu - **Email** : serma@sermaoutillage.eu - **Tél.** : 00 33 (0)3 27.30.12.31 - **Fax** : 00 33 (0)3 27.30.17.13

SERMA
Fournitures Industrielles

Gammes SERMA

SERMA
Fournitures Industrielles

Coffrets

Index K

SERMA Fournitures Industrielles

Coffret bois HexTap Wooden boxes HexTap Holz-Kassetten HexTap Cassetta di legno HexTap Cajas de madera HexTap Caixa de madeira HexTap	Coffret tarauds mains Wooden boxes hands Taps Holz-Kassetten Handgewindebohrer Cassetta di legno maschi a mano Cajas de madera macho mano Caixa de madeira Torneiras manuals	280 297
Coffret bois HexTap filières rondes Wooden boxes HexTap rounds dies Holz-Kassetten HexTap Runde schneideisen Cassetta di legno HexTap filiere tonde Cajas de madera HexTap cojinetes redondos Caixa de madeira HexTap cossinetes redondo	HexTap filières hexagonales HexTap hexagonal dies HexTap Sechskant-schneidmuttern HexTap filiere esagonali HexTap cojinetes hexagonales HexTap cossinetes hexagonales	281 282
Malette de taraudage et filetage mains en boîte métallique Hands Taps & Dies sets in metal briefcase Hände Gewindeschneidwerkzeugsätze in metall-aktentasche Utensili per maschiatura e filettatura mani in valigetta metallica Juegos para hilos é roscados manos en maletas metálicas Estojo de roscagem mãos em maletas de metal	M / MF 283 BSP/BSW/BSF 284 NPT/UNC/UNF 285	M 286 M 287 M 288 M 289 M
Coffret de taraudage mains en boîte métallique Hands Taps sets in metal case Gewindeschneidwerkzeugsätze in metall-kassetten handgewindebohrer Assortimento in cassetta metallica maschi a mani Juegos para hilos en cajas metálicas macho mano Estojo de roscagem em caixa metalica Torneiras manuais	M 290	
Coffrets d'outils de filetage en boîte métallique / plastique. Die Sets in metal / plastic cases Gewindeschneidwerkzeugsätze in metall und kunststoff-kassetten Utensili per filettare in assortimento in cassetta metallica / plastica Juegos de cojinetes en cajas metálicas / plastico Estojo de roscagem em caixa metalica / plastica	291 M 297 M	Métal Metal Plastique Plastic
Coffrets de taraudage et filetage boîte plastique Tap Sets in plastic boxes. Gewindeschneidwerkzeugsätze in Kunststoff-Kassetten Assortimento in cassetta di plastica Juegos de Torneiras en cajas de plástico Estojo de roscagem em caixa plastica	292 M 294 M	M 293 M
Coffrets de forets / tarauds boîte plastique Drills / taps sets in plastic box. Borher / Gewindewerkzeugsatz in Kunststoff-Kassette Assortimenti punte / maschi in cassetta di plastica Juegos de brocas / macho en cajas de plástico Estojo de broca / machos em caixa plastica	294 M UNC/UNF 298 M	300 M
Coffret de forets / tarauds bague couleur en boîte plastique Color ring machine tap and drills sets in plastic boxes Farbring maschinengewindebohrer und Bohrer in Kunststoff-Kassetten Maschi a macchina con collarino e punte in cassetta di plastica Macho máquina banda de color y brocas en cajas de plástico Machos máquina anel de cor e broca em caixa plastica.	295 M 296 M	Bague couleur Color ring
Coffret plastique tarauds, forets, fraises queue hexagonale 1/4". Drill / tap / countersink Bit-Set in plastic box 1/4" hexagonal drive. Kunststoffbox mit Gewindebohrer / boher / Kegelsenker 1/4 " Sechskantschaft. Assortimento maschi / punte / frese in cassetta plastica con attacco esagonale 1/4". Juego macho / broca / avellanador en caja de plástico con amarre 1/4" hexagonal. Machos / brocas / escaredor em caixa plastica com encaixe hexagonal 1/4".	299 M 300 M 301 M	1 2 3 1 2 3
Coffret plastique forets bois / acier avec queue hexagonale 1/4" Steel drill / wood drill set in plastic box 1/4" hexagonal drive. Kunststoffbox mit holz / stahl bohrer 1/4 " Sechskantschaft. Punte per accai / legni cassetta plastica con attacco esagonale 1/4". Juego brocas / acéro / madera en caja de plástico con amarre 1/4" hexagonal. Broca aço / madeira em caixa plastica com encaixe hexagonal 1/4".	302 M	1 2

M
MF
G (BSP)

TARIF page 23

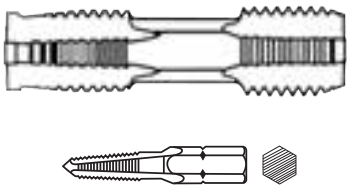

Coffrets bois HexTap sets.
HexTap sets in wooden boxes.
HexTap-sätze in holz-kassetten.
Assortimento HexTap in cassetta di legno.
Juegos de HexTap en cajas de madera.
Conjunto HexTap em caixa de madeira.

M

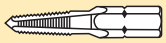
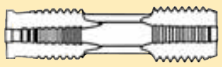

Réf. : CBHTM320H	Ø 3-4-5-6-8-10-12-14-16-18-20
Réf. : CBHTM324H	Ø 3-4-5-6-8-10-12-14-16-18-20-22-24
Réf. : CBHTM330H	Ø 3-4-5-6-8-10-12-14-16-18-20-22-24-27-30

MF

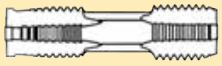

Réf. : CBHTMF420H	Ø 4x0.5 - 5x0.5 - 6x0.75 - 8x0.75 - 8x1 - 10x1 Ø 12x1 - 12x1.5 - 14x1.25 - 14x1.5 - 16x1.5 Ø 18x1.5 - 20x1.5
Réf. : CBHTMF424H	Ø 4x0.5 - 5x0.5 - 6x0.75 - 8x0.75 - 8x1 - 10x1 Ø 12x1 - 12x1.5 - 14x1.25 - 14x1.5 - 16x1.5 Ø 18x1.5 - 20x1.5 - 22x1.5 - 24x1. 5

G (BSP)

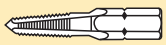
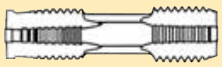

Réf. : CBHTBSP181H	Ø 1/8 - 1/4 - 3/8 - 1/2 - 3/4 - 1"
Réf. : CBHTBSP18112H	Ø 1/8 - 1/4 - 3/8 - 1/2 - 3/4 - 1" - 1.1/4 - 1.1/2

Web : http://www.sermaoutillage.eu - **Email** : serma@sermaoutillage.eu - **Tél.** : 00 33 (0)3 27.30.12.31 - **Fax** : 00 33 (0)3 27.30.17.13

M
MF
G (BSP)

TARIF page 23

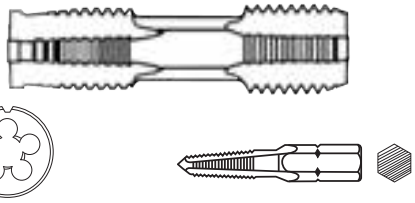

Coffrets bois HexTap sets et filières rondes.
HexTap sets and rounds dies in wooden boxes.
HexTap-sätze und runde schneideisen in holz-kassetten.
Assortimento HexTap e filiere tonde in cassetta di legno.
Juegos de HexTap y cojinetes redondos en cajas de madera.
Conjunto HexTap e cossinetes redondo em caixa de madeira.

M

Réf. : CBHTFRM320H	Ø 3-4-5-6-8-10-12-14-16-18-20
Réf. : CBHTFRM324H	Ø 3-4-5-6-8-10-12-14-16-18-20-22-24
Réf. : CBHTFRM330H	Ø 3-4-5-6-8-10-12-14-16-18-20-22-24-27-30

MF

Réf. : CBHTFRMF420H	Ø 4x0.5 - 5x0.5 - 6x0.75 - 8x0.75 - 8x1 - 10x1 Ø 12x1 - 12x1.5 - 14x1.25 - 14x1.5 - 16x1.5 Ø 18x1.5 - M 20x1.5
Réf. : CBHTFRMF424H	Ø 4x0.5 - 5x0.5 - 6x0.75 - 8x0.75 - 8x1 - 10x1 Ø 12x1 - 12x1.5 - 14x1.25 - 14x1.5 - 16x1.5 Ø 18x1.5 - M 20x1.5 - 22x1.5 - 24x1. 5

G (BSP)

Réf. : CBHTFRBSP181H	Ø 1/8 - 1/4 - 3/8 - 1/2 - 3/4 - 1"
Réf. : CBHTFRBSP18112H	Ø 1/8 - 1/4 - 3/8 - 1/2 - 3/4 - 1" - 1.1/4 - 1.1/2

M
MF
G (BSP)

TARIF page 23

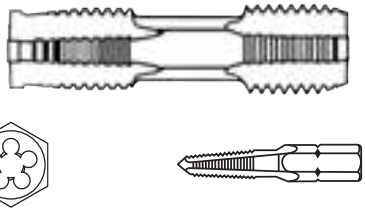

Coffrets bois HexTap sets et filières hexagonales.
HexTap sets and hexagon dies in wooden boxes.
HexTap-sätze undSechskant-schneidmuttern in holz-kassetten.
Assortimento HexTap e filiere esagonali in cassetta di legno.
Juegos de HexTap y cojinetes hexagonales en cajas de madera.
Conjunto HexTap e cossinetes hexagonales em caixa de madeira.

M

Réf. : CBHTFHM320H	Ø 3-4-5-6-8-10-12-14-16-18-20
Réf. : CBHTFHM324H	Ø 3-4-5-6-8-10-12-14-16-18-20-22-24
Réf. : CBHTFHM330H	Ø 3-4-5-6-8-10-12-14-16-18-20-22-24-27-30

MF

Réf. : CBHTFHMF420H	Ø 4x0.5 - 5x0.5 - 6x0.75 - 8x0.75 - 8x1 - 10x1 Ø 12x1 - 12x1.5 - 14x1.25 - 14x1.5 - 16x1.5 Ø 18x1.5 - 20x1.5
Réf. : CBHTFHMF424H	Ø 4x0.5 - 5x0.5 - 6x0.75 - 8x0.75 - 8x1 - 10x1 Ø 12x1 - 12x1.5 - 14x1.25 - 14x1.5 - 16x1.5 Ø 18x1.5 - 20x1.5 - 22x1.5 - 24x1. 5

G (BSP)

Réf. : CBHTFHBSP181H	Ø 1/8 - 1/4 - 3/8 - 1/2 - 3/4 - 1"
Réf. : CBHTFHBSP18112H	Ø 1/8 - 1/4 - 3/8 - 1/2 - 3/4 - 1" - 1.1/4 - 1.1/2

Web : http://www.sermaoutillage.eu - **Email** : serma@sermaoutillage.eu - **Tél.** : 00 33 (0)3 27.30.12.31 - **Fax** : 00 33 (0)3 27.30.17.13

M
MF

TARIF page 23

Malette de taraudage et filetage mains en boîte métallique.
Hands Taps & Dies sets in metal briefcase.
Hände gewindeschneidwerkzeugsätze in metall-aktentasche.
Utensili per maschiatura e filettatura mani in assortimento in valigetta metallica.
Juegos para hilos é roscados manos en maletas metálicas.
Estojo de roscagem mãos em maletas de metal.

M

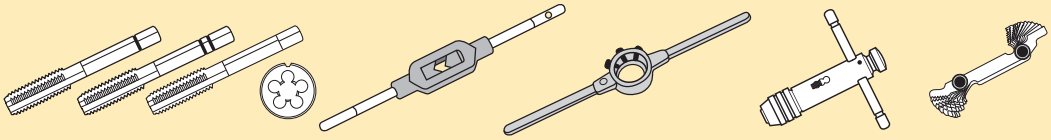

Réf. : MMTFRM110H	**M** 1-1.2-1.4-1.7-2.0-2.3-2.6 **M** 3-3.5-4-5-6-8-10	N°0 N°1	16x5 - 20x5 - 20x7 25x9 - 30x11	N°1	●
Réf. : MMTFRM312H	**M** 3-4-5-6-7-8-9-10-11-12	N° 1 N° 2	20x5 - 20x7 - 25x9 30x11 - 38x14	N°1	●
Réf. : MMTFRM512H	**M** 5-6-7-8-9-10-11-12	N° 1 N° 2	20x7 - 25x9 30x11 - 38x14	N°1	●
Réf. : MMTFRM520H	**M** 5-6-7-8-9-10-11-12-14-16 **M** 18-20	N° 1 N° 3	20x7 - 25x9 - 30x11 38x14 - 45x18	/	●
Réf. : MMTFRM324H	**M** 3-4-5-6-8-10-12-14-16-18-20 **M** 22-24	N° 1 N° 4	20x5 - 20x7 - 25x9 30x11 - 38x14 - 45x18 - 55x22	/	●
Réf. : MMTFRM530H	**M** 5-6-8-10-12-14-16-18-20-22 **M** 24-27-30	N° 1 N° 3 N° 5	20x7 - 25x9 - 30x11 38x14 - 45x18 - 55x22 65x25	/	●

MF

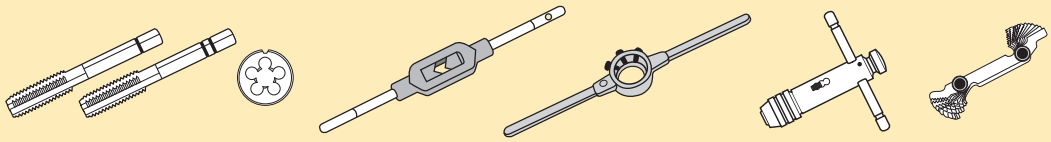

Réf. : MMTFRMF312H	**MF** 3x0.35 - 4x0.5 - 5x0.5 **MF** 6x0.75 - 8x0.75 - 8x1.0 **MF** 10x1.0 - 12x1.5	N° 1 N° 2	20x5 - 25x9 - 30x11 38x10	N°1	●
Réf. : MMTFRMF620H	**MF** 6x0.75 - 8x0.75 - 8x1.0 - 10x1.0 **MF** 12x1.0 - 12x1.5 - 14x1.25 - 14x1.5 **MF** 16x1.5 - 18x1.5 - 20x1.5	N° 1 N° 3	20x7 - 25x9 - 30x11 38x10 - 45x14	/	●
Réf. : MMTFRMF624H	**MF** 6x0.75 - 8x0.75 - 8x1.0 - 10x1.0 **MF** 12x1.0 - 12x1.5 - 14x1.25 - 14x1.5 **MF** 16x1.5 - 18x1.5 - 20x1.5 - 22x1.5 **MF** 24x1.5	N° 1 N° 4	20x7 - 25x9 - 30x11 38x10 - 45x14 - 55x16	/	●

G (BSP)
BSW
BSF
BSW / BSF

TARIF page 23

TARIF page 24

Malette de taraudage et filetage mains en boîte métallique.
Hands Taps & dies sets in metal briefcase.
Hände gewindeschneidwerkzeugsätze in metall-aktentasche.
Utensili per maschiatura e filettatura mani in assortimento in valigetta metallica.
Juegos para hilos é roscados manos en maletas metálicas.
Estojo de roscagem mãos em maletas de metal.

G (BSP)
BSW
BSF
BSW / BSF

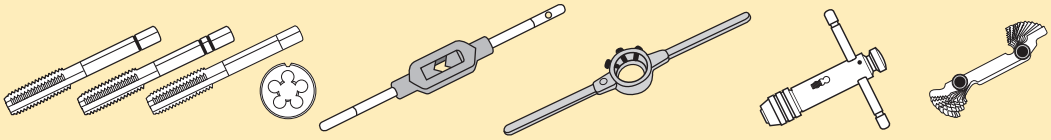

G (BSP)	**2 Tarauds / Taps**				
Réf. : MMTFRBSPH1	**G (BSP)** 1/8-1/4-3/8-1/2-3/4-1"	N°1 N°3 N°5	30x11 - 38x10 - 45x14 55x16 - 65x18	/	●
Réf. : MMTFRBSPH2	**G (BSP)** 1/8-1/4-3/8-1/2-5/8-3/4-7/8-1"	N°1 N°3 N°5	30x11 - 38x10 - 45x14 55x16 - 65x18	/	●
Réf. : MMTFRBSPH3	**G (BSP)** 1/4-3/8-1/2-3/4-1"-1.1/4-1.1/2	N°2 N°4 N°7	38x10 - 45x14 - 55x16 65x18 - 75 x 20 - 90x22	/	●
BSW	**3 Tarauds / Taps**				
Réf. : MMTFRBSWH1	**BSW** 1/8-1/4-3/8-1/2-3/4-1"	N°1 N°2	20x5 - 20x7 - 25x9 30x11 - 38x14	N°1	●
Réf. : MMTFRBSPH2	**BSW** 1/4-5/16-3/8-7/16-1/2	N°1 N°2	20x7 - 25x9 - 30x11 38x14	N°1	●
Réf. : MMTFRBSPH3	**BSW** 1/4-5/16-3/8-7/16-1/2-5/8-3/4	N°1 N°3	20x7 - 25x9 - 30x11 38x14 - 45x18	/	●
Réf. : MMTFRBSPH4	**BSW** 1/4-5/16-3/8-7/16-1/2-5/8 **BSW** 3/4-7/8-1"	N°1 N°4	20x7 - 25x9 - 30x11 38x14 - 45x18 - 55x22	/	●
Réf. : MMTFRBSPH5	**BSW** 1/4-5/16-3/8-7/16-1/2-5/8-3/4 **BSW** 7/8-1"-1.1/8-1.1/4-1.3/8-1.1/2"	N°1 N°3 N°5	20x7 - 25x9 - 30x11 38x14 - 45x18 - 55x22 65x25	/	●
BSF	**2 Tarauds / Taps**				
Réf. : MMTFRBSFH1	**BSF** 1/4-5/16-3/8-7/16-1/2	N°1 N°2	20x7 - 25x9 - 30x11 38x10	N°1	●
Réf. : MMTFRBSFH2	**BSF** 1/4-5/16-3/8-7/16-1/2-5/8-3/4	N°1 N°3	20x7 - 25x9 - 30x11 38x10 - 45x14	/	●
Réf. : MMTFRBSFH3	**BSF** 1/4-5/16-3/8-7/16-1/2-5/8 **BSF** 3/4-7/8-1"	N°1 N°4	20x7 - 25x9 - 30x11 38x10 - 45x14 - 55x16	/	●
BSW / BSF					
Réf. : MMTFRBSWBSFH	**BSW / BSF** 1/4-5/16-3/8-7/16-1/2 **BSW / BSF** 5/8-3/4	N°1 N°3	20x7 - 25x9 - 30x11 38x14 - 45x18	/	●

Web : http://www.sermaoutillage.eu - **Email** : serma@sermaoutillage.eu - **Tél.** : 00 33 (0)3 27.30.12.31 - **Fax** : 00 33 (0)3 27.30.17.13

NPT
UNC
UNF
UNC / UNF

TARIF page 24

Malette de taraudage et filetage mains en boîte métallique.
Hands Taps & dies sets in metal briefcase.
Hände gewindeschneidwerkzeugsätze in metall-aktentasche.
Utensili per maschiatura e filettatura mani in assortimento in valigetta metallica.
Juegos para hilos é roscados manos en maletas metálicas.
Estojo de roscagem mãos em maletas de metal.

NPT
UNC
UNF
UNC / UNF

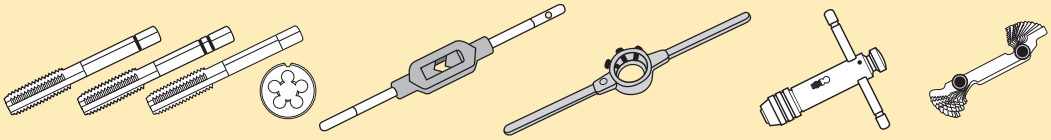

NPT	**3 Tarauds / Taps**				
Réf. : MMTFRNPTH1	**NPT** 1/8-1/4-3/8-1/2-3/4-1"	N°1 N°3 N°5	30x11 - 38x14 - 45x18 55x22 - 65x25	/	●
Réf. : MMTFRNPTH2	**NPT** 1/8-1/4-3/8-1/2-3/4-1" **NPT** 1.1/4-1.1/2-2"	N°2 N°4 N°7	30x11 - 38x14 - 45x18 55x22 - 65x25 - 75x30 90 x 36 - 105x36	/	●

UNC	**3 Tarauds / Taps**				
Réf. : MMTFRUNCH1	**UNC 1/4-5/16-3/8-7/16-1/2**	N°1 N°2	20x7 - 25x9 - 30x11 38x14	N°1	●
Réf. : MMTFRUNCH2	**UNC** 1/4-5/16-3/8-7/16-1/2-5/8-3/4	N°1 N°3	20x7 - 25x9 - 30x11 38x14 - 45x18	/	●
Réf. : MMTFRUNCH3	**UNC** 1/4-5/16-3/8-7/16-1/2-5/8 **UNC** 3/4-7/8-1"	N°1 N°4	20x7 - 25x9 - 30x11 38x14 - 45x18 - 55x22	/	●
Réf. : MMTFRUNCH4	**UNC** 1/4-5/16-3/8-7/16-1/2-5/8-3/4 **UNC** 7/8-1"-1.1/8-1.1/4-1.3/8-1.1/2"	N°1 N°3 N°5	20x7 - 25x9 - 30x11 38x14 - 45x18 - 55x22 65x25	/	●

UNF	**2 Tarauds / Taps**				
Réf. : MMTFRUNFH1	**UNF** 1/4-5/16-3/8-7/16-1/2	N°1 N°2	20x7 - 25x9 - 30x11 38x10	N°1	●
Réf. : MMTFRUNFH2	**UNF** 1/4-5/16-3/8-7/16-1/2-5/8-3/4	N°1 N°3	20x7 - 25x9 - 30x11 38x10 - 45x14	/	●
Réf. : MMTFRUNFH3	**UNF** 1/4-5/16-3/8-7/16-1/2-5/8 **UNF** 3/4-7/8-1"	N°1 N°4	20x7 - 25x9 - 30x11 38x10 - 45x14 - 55x16	/	●

UNC / UNF					
Réf. : MMTFRUNCUNFH	**UNC / UNF** 1/4-5/16-3/8-7/16-1/2 **UNC / UNF** 5/8-3/4	N°1 N°3	20x7 - 25x9 - 30x11 38x14 - 45x18	/	●

M



TARIF page 24

TARIF page 25

Malette de taraudage et filetage mains en boîte métallique.
Jeu de 3 tarauds main DIN 352. Filières rondes DIN 223.

Hands Taps & dies sets in metal briefcase.
Hand Taps DIN 352 in sets of 3 pieces. Round dies DIN 223.

Hände gewindeschneidwerkzeugsätze in metall-aktentasche.
Handgewindebohrer DIN 352. Satz à 3 stück schneideisen DIN 223.

Utensili per maschiatura e filettatura mani in assortimento in valigetta metallica.
Maschi a mano DIN 352. Serie 3 pezzi filiere tonde DIN 223.

Juegos para hilos é roscados manos en maletas metálicas.
Macho mano DIN 352. juegos de 3 piezas cojinetes DIN 223.

Estojo de roscagem mãos em maletas de metal.
Machos manuais DIN 352. Jogo de 3 peças cossinetes DIN 223.

M

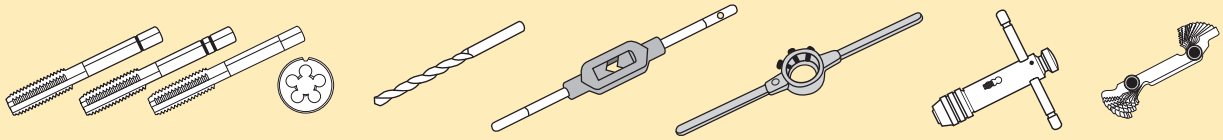

M					
Réf. : MMTFRFM312H	**HSS / H**				
M 3-4-5-6-8	2.5 - 3.3 - 4.2 - 5.0	N°1	20x5 - 20x7 - 25x9	N°1	●
M 10-12	6.8 - 8.5 - 10.2 mm	N°2	30x11 - 38x14		
Réf. : MMTFRM312H1	**HSS / H**				
M 3-4-5-6-8	/	N°1	20x5 - 20x7 - 25x9	/	●
M 10-12	/	N°2	30x11 - 38x14		

Réf. : MMTFRFM312E	**HSSE / E**				
M 3-4-5-6-8	2.5 - 3.3 - 4.2 - 5.0	N°1	20x5 - 20x7 - 25x9	N°1	●
M 10-12	6.8 - 8.5 - 10.2 mm	N°2	30x11 - 38x14		
Réf. : MMTFRFM312LHE	**HSSE / E**	**Gauche / Left LH**			
M 3-4-5-6-8	2.5 - 3.3 - 4.2 - 5.0	N°1	20x5 - 20x7 - 25x9	N°1	●
M 10-12	6.8 - 8.5 - 10.2 mm	N°2	30x11 - 38x14		

Réf. : MMTFRM312H2	**HSS / H**	**Version économique / Economic version**			
M 3-4-5-6-8	2.5 - 3.3 - 4.2 - 5.0	N°1	20x5 - 20x7 - 25x9	/	●
M 10-12	6.8 - 8.5 - 10.2 mm	N°2	30x11 - 38x14		

Web : http://www.sermaoutillage.eu - **Email** : serma@sermaoutillage.eu - **Tél.** : 00 33 (0)3 27.30.12.31 - **Fax** : 00 33 (0)3 27.30.17.13

M



TARIF page 25



Malette de taraudage et filetage mains en boîte métallique.
Jeu de 3 tarauds main DIN 352 HSS. Filières rondes DIN 223 HSS.
+ 7 guides filières.

Hands Taps & dies sets in metal briefcase.
Hand taps DIN 352, HSS. Round dies DIN 223, HSS.
+ 7 guides for Round Dies.

Hände gewindeschneidwerkzeugsätze in metall-aktentasche.
Handgewindebohrer DIN 352, HSS. Schneideisen DIN 223, HSS.
+ 7 führungen für schneideisen

Utensili per maschiatura e filettatura mani in assortimento in valigetta metallica.
Maschi a mano DIN 352, HSS. Filiere DIN 223, HSS.
+ 7 guida per filiera.

Juegos para hilos é roscados manos en maletas metálicas.
Macho mano DIN 352, HSS. Cojinetes DIN 223, HSS.
+ 7 guías para cojinetes.

Estojo de roscagem mãos em maletas de metal.
Machos manuais DIN 352 HSS. Cossinetes DIN 223, HSS.
+ 7 guias para cossinetes.

M

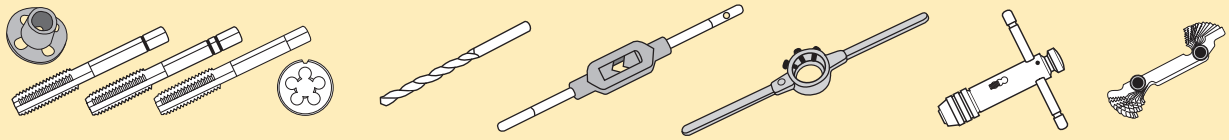

M

Réf. : MMTFRFM312H3 **HSS / H**

M 3-4-5-6-8	2.5 - 3.3 - 4.2 - 5.0	N°1	20x5 - 20x7 - 25x9	N°1	●
M 10-12	6.8 - 8.5 - 10.2 mm	N°2	30x11 - 38x14		

Malette de taraudage et filetage mains en boîte métallique.
Jeu de 3 tarauds main DIN 352 HSSE. Filières rondes DIN 223 HSSE.
+ 7 guides filières.

Hands Taps & dies sets in metal briefcase.
Hand taps DIN 352, HSSE. Round dies DIN 223, HSSE.
+ 7 guides for round dies.

Hände gewindeschneidwerkzeugsätze in metall-aktentasche.
Handgewindebohrer DIN 352, HSSE. Schneideisen DIN 223, HSSE.
+ 7 führungen für schneideisen.

Utensili per maschiatura e filettatura mani in assortimento in valigetta metallica.
Maschi a mano DIN 352, HSSE. Filiere DIN 223, HSSE.
+ 7 guida per filiera.

Juegos para hilos é roscados manos en maletas metálicas.
Macho mano DIN 352, HSSE. Cojinetes DIN 223, HSSE.
+ 7 guías para cojinetes.

Estojo de roscagem mãos em maletas de metal.
Machos manuais DIN 352 HSSE. Cossinetes DIN 223, HSSE.
+ 7 guias para cossinetes.

M

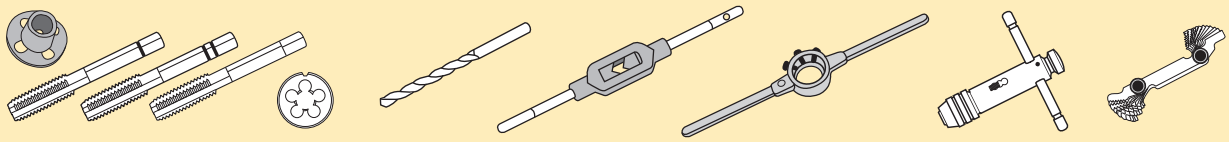

M

Réf. : MMTFRFM312E1 **HSSE / E**

M 3-4-5-6-8	2.5 - 3.3 - 4.2 - 5.0	N°1	20x5 - 20x7 - 25x9	N°1	●
M 10-12	6.8 - 8.5 - 10.2 mm	N°2	30x11 - 38x14		

M

TARIF page 25



Malette de taraudage et filetage mains en boîte métallique.
Jeu de 3 tarauds main DIN 352. Filières rondes DIN 223.

Hands Taps & Dies sets in metal briefcase.
Hand taps DIN 352 sets of 3 pieces. Round dies DIN 223.

Hände gewindeschneidwerkzeugsätze in metall-aktentasche.
Handgewindebohrer DIN 352. Satz à 3 stück schneideisen DIN 223.

Utensili per maschiatura e filettatura mani in assortimento in valigetta metallica.
Maschi a mano DIN 352. Serie 3 pezzi filiere tonde DIN 223.

Juegos para hilos é roscados manos en maletas metálicas.
Macho mano DIN 352. Juegos de 3 piezas cojinetes DIN 223.

Estojo de roscagem mãos em maletas de metal.
Machos manuais DIN 352. Jogo de 3 peças cossinetes DIN 223.

M

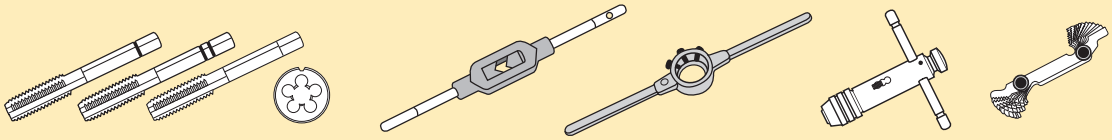

M				
Réf. : MMTFRM320H	**HSS / H**			
M 3-4-5-6-8-10-12-14	N°1	20x5 - 20x7 - 25x9	N°1	●
M 16-18-20	N°3	30x11 - 38x14 - 45X18	N°2	
Réf. : MMTFRM520H	**HSS / H**			
M 5-6-8-10-12-14	N°1	20x5 - 20x7 - 25x9	N°1	●
M 16-18-20	N°3	30x11 - 38x14 - 45X18	N°2	
Réf. : MMTFRM320H1	**HSS / H**			
M 3-4-5-6-8-10-12-14	N°1	20x5 - 20x7 - 25x9	/	●
M 16-18-20	N°3	30x11 - 38x14 - 45X18		

Réf. : MMTFRM320E	**HSSE / E**			
M 3-4-5-6-8-10-12-14	N°1	20x5 - 20x7 - 25x9	/	●
M 16-18-20	N°3	30x11 - 38x14 - 45X18		
Réf. : MMTFRM320LHE	**HSSE / E**	**Gauche / Left LH**		
M 3-4-5-6-8-10-12-14	N°1	20x5 - 20x7 - 25x9	/	●
M 16-18-20	N°3	30x11 - 38x14 - 45X18		

Web : http://www.sermaoutillage.eu - **Email** : serma@sermaoutillage.eu - **Tél.** : 00 33 (0)3 27.30.12.31 - **Fax** : 00 33 (0)3 27.30.17.13

M

TARIF page 25

Malette de taraudage et filetage mains en boîte métallique.
Jeu de 3 tarauds main DIN 352 HSS. Filières rondes Ø 25 x 9mm.

Hands taps & dies sets in metal briefcase.
Hand taps DIN 352, HSS. Round dies Ø 25 x 9mm.

Hände gewindeschneidwerkzeugsätze in metall-aktentasche.
Handgewindebohrer DIN 352, HSS. Schneideisen Ø 25 x 9mm.

Utensili per maschiatura e filettatura mani in assortimento in valigetta metallica.
Maschi a mano DIN 352, HSS. Filiere tondes Ø 25 x 9mm.

Juegos para hilos é roscados manos en maletas metálicas.
Macho mano DIN 352, HSS. Cojinetes Ø 25 x 9mm.

Estojo de roscagem mãos em maletas de metal.
Machos manuais DIN 352 HSS. Cossinetes Ø 25 x 9mm.

M

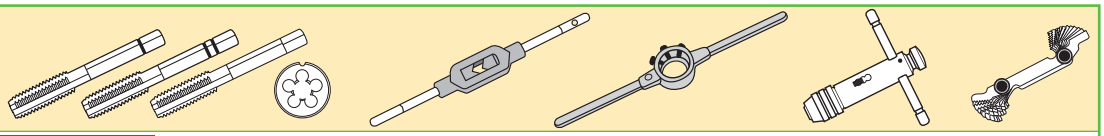

Réf. : MMTFRM312H3	**HSS / H**			
	M 3-4-5-6-8-10-12	N°1.1/2	25x9	N°1
Réf. : MMTFRM312H31	**HSS / H**			
	M 3-4-5-6-8-10-12	N°1.1/2	25x9	N°1 ●

M

TARIF page 25



Malette de filetage mains en boîte métallique.
Filières rondes DIN 223 HSS.
+ 7 guides filières.

Hands Dies sets in metal briefcase.
Round Dies DIN 223 HSS.
+ 7 guides for Round Dies.

Hände Schneideisen in metall-aktentasche.
Schneideisen DIN 223 HSS.
+ 7 führungen für Schneideisen.

Utensili per filettatura in assortimento in valigetta metallica.
Filiere tonde DIN 223 HSS.
+ 7 guidi per filiere.

Juegos para é roscados en maletas metálicas.
Cojinetes DIN 223, HSS.
+ 7 guías para cojinetes.

Estojo de roscagem em maletas de metal.
Cossinetes DIN 223, HSS.
+ 7 guias para cossinetes.

M

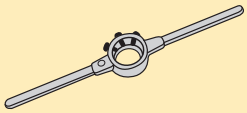

Réf. : MMFRM312H	**HSS / H** **M** 3-4-5-6-8-10-12	20x5 - 20X7 - 25X9 30X11 - 38X14
Réf. : MMFRM312LHH	**HSS / H** **M** 3-4-5-6-8-10-12	**Gauche / Left LH** 20x5 - 20X7 - 25X9 30X11 - 38X14

M

TARIF page 25



Coffret de taraudage mains en boîte métallique.
Jeu de 3 tarauds main DIN 352.

Hands taps sets in metal case.
Hand taps DIN 352in sets of 3 pieces.

Gewindeschneidwerkzeugsätze in metall-kassetten.
Handgewindebohrer DIN 352 satz à 3 stück.

Assortimento in cassetta metallica.
Maschi a mani DIN 352. Serie 3 pezzi.

Juegos para hilos en cajas metálicas.
Macho mano DIN 352. Juegos de 3 piezas.

Estojo de roscagem em caixa metalica.
Machos manuais DIN 352. Jogo de 3 peças.

M

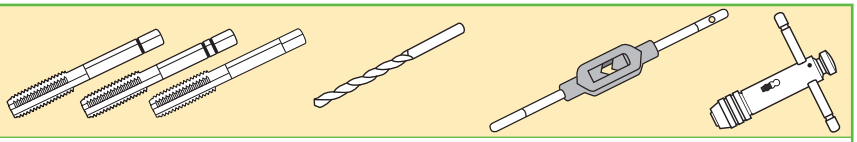

Réf. : CMTFM312H	HSS / H	M 3-4-5-6-8 M 10-12	2.5 - 3.3 - 4.2 - 5.0 6.8 - 8.5 - 10.2 mm	No. 1.1/2	/
Réf. : CMTFM312H1	HSS / H	M 3-4-5-6-8 M 10-12	2.5 - 3.3 - 4.2 - 5.0 6.8 - 8.5 - 10.2 mm	No. 1.1/2	N°1

M

TARIF page 25



Coffrets d'outils de taraudage en boîte plastique.
Jeu de 3 tarauds main DIN 352.

Tap sets in plastic boxes.
Hand taps DIN 352 in sets of 3 pieces.

Gewindeschneidwerkzeugsätze in kunststoff-kassetten.
Handgewindebohrer DIN 352 satz à 3 stück.

Assortimento di maschi a mani in cassetta di plastica.
Maschi a mano DIN 352 serie 3 pezzi.

Juegos de torneiras en cajas de plástico
Macho mano DIN 352 juegos de 3 piezas.

Estojo de roscagem em caixa plastica.
Machos manuais DIN 352 Jogo de 3 peças.

M

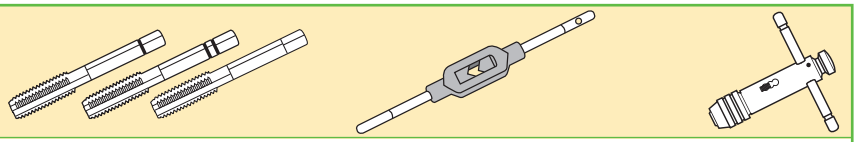

Réf. : CPTM312H	HSS / H	3-4-5-6-8-10-12	No. 1.1/2	/
Réf. : CPTM312H1	HSS / H	3-4-5-6-8-10-12	No. 1.1/2	N°1
Réf. : CPTM312E	HSSE / E	3-4-5-6-8-10-12	No. 1.1/2	N°1
Réf. : CPTM312LHE	HSSE / E	3-4-5-6-8-10-12	Gauche / Left LH No. 1.1/2	N°1

Web : http://www.sermaoutillage.eu - **Email** : serma@sermaoutillage.eu - **Tél.** : 00 33 (0)3 27.30.12.31 - **Fax** : 00 33 (0)3 27.30.17.13

M

TARIF page 26

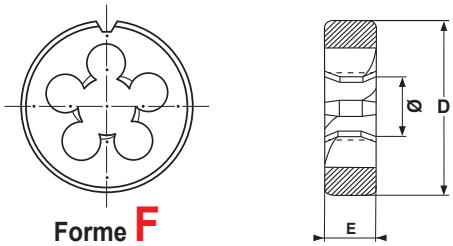

Forme **F**

- Coffrets d'outils de filetage en boîte métallique.
- Die Sets in metal cases.
- Gewindeschneidwerkzeugsätze in Metall-Kassetten.
- Utensili per filettare in assortimento in cassetta metallica.
- Juegos de cojinetes en cajas metálicas.
- Estojo de roscagem em caixa metalica.

M				
Réf. : CMFRFM312H	HSS / H		M 3-4-5-6-8-10-12	/
Réf. : CMFRFM312H1	HSS / H	D : 25x9	M 3-4-5-6-8-10-12	●
Réf. : CMFRFM312E	HSSE / E		M 3-4-5-6-8-10-12	/

M UNC UNF

TARIF page 26

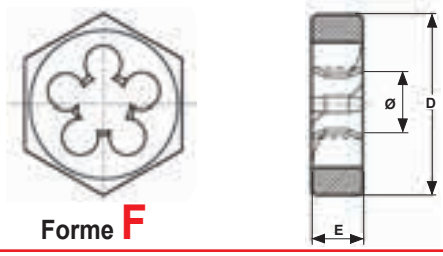

Forme **F**

- Coffrets d'outils de filetage en boîte métallique.
- Die Sets in metal cases.
- Gewindeschneidwerkzeugsätze in Metall-Kassetten.
- Utensili per filettare in assortimento in cassetta metallica.
- Juegos de cojinetes en cajas metálicas.
- Estojo de roscagem em caixa metalica.

M UNC UNF		
Réf. : CMFHFM312H	HSS / H	M 3-4-5-6-8-10-12
Réf. : CMFHFUNC1412H	HSS / H	UNC 1/4-5/16-3/8-7/16-1/2
Réf. : CMFHFUNF1412H	HSS / H	UNF 1/4-5/16-3/8-7/16-1/2

TARIF page 26



Coffrets d'outils de taraudage en boîte plastique.
Tarauds machine courts DIN 352/B entrée GUN.

Tap Sets in plastic boxes.
Short machine taps DIN 352/B GUN.

Gewindeschneidwerkzeugsätze in Kunststoff-Kassetten.
Einschnittgewindebohrer DIN 352/B GUN.

Assortimento in cassetta di plastica.
Maschi a macchina corti DIN 352/B GUN.

Juegos de macho en cajas de plástico
Macho máquina cortos DIN 352/B GUN.

Estojo de roscagem em caixa plastica.
Machos máquina curto DIN 352/B GUN.

M				
Réf. : CP30GXDBM312E	**HSS / E**			
	M 3-4-5-6-8 **M** 10-12	2.5 - 3.3 - 4.2 - 5.0 6.8 - 8.5 - 10.2 mm	No. 1.1/2	N°1
Réf. : CP30GXDBM312E1	**HSS / E**			
	M 3-4-5-6-8 **M** 10-12	2.5 - 3.3 - 4.2 - 5.0 6.8 - 8.5 - 10.2 mm	No. 1.1/2	/

Comment commander.
How to order.
Wie bestellen.

Come ordinare
Como ordenar
Como encomendar

Ex : commande

Coffrets de taraudage boîte plastique
Tarauds machine courts DIN 352/B
entrée GUN

M3 / M12 **HSS-E**

Réf : CP30GXDBM312E

Web : http://www.sermaoutillage.eu - **Email** : serma@sermaoutillage.eu - **Tél.** : 00 33 (0)3 27.30.12.31 - **Fax** : 00 33 (0)3 27.30.17.13

M

ISO 529

TARIF page 26



Coffrets de taraudage et filetage boîte plastique.
Tarauds Machine ISO 529/B GUN, filières rondes.

Tap & Die Sets in plastic box.
Machine Taps ISO 529/B GUN, Round Dies.

Gewindeschneidwerkzeugsatz in Kunststoff-Kassette.
Maschinengewindebohrer ISO 529/B GUN, Schneideisen.

Utensili per filettare in assortimento in cassetta di plastica.
Maschi a macchina ISO 529/B GUN Filiere tonde.

Juegos de macho y cojinetes en cajas de plástico.
macho máquina ISO 529/B GUN, Cojinetes redondos.

Estojo de roscagem em caixa plastica.
Machos máquina ISO 529/B GUN, Cossinetes redondo.

M

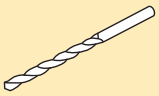

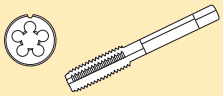

Réf. : CPFTMFRFM310H	HSS / H	2.5 - 3.3 - 4.2 - 5.0 - 6.8 - 8.5	M 3-4-5-6-8-10

M

ISO 529

TARIF page 26

M

Forme B GUN

Forme C H/35°

Denture alternée Forme B-AZ

Coffrets de taraudage boîte plastique.
Tarauds Machine ISO 529/B GUN / B-AZ GUN / HX / C35°.

Tap Sets in plastic box.
Machine Taps ISO 529/B GUN / B-AZ GUN / HX / C35°.

Gewindewerkzeugsatz in Kunststoff-Kassette.
Maschinengewindebohrer ISO 529/B GUN / B-AZ GUN / HX / C35°.

Assortimenti per maschiatura in cassetta di plastica.
Maschi a macchina ISO 529/B GUN / B-AZ GUN / HX / C35°.

Juegos de macho en cajas de plástico.
macho máquina ISO 529/B GUN / B-AZ GUN / HX / C35°.

Estojo de roscagem em caixa plastica.
Machos máquina ISO 529/B GUN / B-AZ GUN / HX / C35°.

M

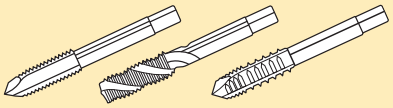

Réf. : CP30GXIBM312H	B GUN	HSS / H	M 3-4-5-6-8-10-12
Réf. : CP30HXICM312H	C/35°	HSS / H	M 3-4-5-6-8-10-12
Réf. : CP30AXIBAZM312H	B-AZ	HSS / H	M 3-4-5-6-8-10-12

M

TARIF page 26

M

Forme C
H/35°

Coffrets taraudage machine boîte plastique.
Tarauds machine HSSE entrée GUN hélicoidal HX / C35°.

Tap sets in plastic box.
Machine taps HSSE GUN hélicoidal HX / C35°.

Gewindewerkzeugsatz in kunststoff-kassette.
Maschinengewindebohrer HSSE mit schälanschnitt und 35° spirale.

Assortimenti per maschiatura in cassetta di plastica.
Maschi a macchina HSSE GUN con spirale HX / C35°.

Juegos de macho en cajas de plástico.
macho máquina HSSE GUN helicoidal HX / C35°.

Estojo de roscagem em caixa plastica.
Machos máquina HSSE GUN helicoidal HX / C35°.

M		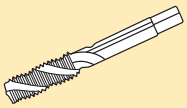	DIN 371 / 376
Réf. : CPTMHXMG312E	HSSE / E	M 3-4-5-6-8-10-12	14 pièces
Réf. : CPTMHXMG312ETIN	HSSE / E TIN	M 3-4-5-6-8-10-12	14 pièces

M

ISO

TARIF page 26

Coffrets de taraudage boîte plastique.
Foret taraudeur machine HSSE.

Tap sets in plastic box.
Combined taps HSSE.

Gewindewerkzeugsatz in kunststoff-kassette.
Kombi-gewindebohrer HSSE.

Assortimenti per maschiatura in cassetta di plastica.
Maschi combinati con punte HSSE.

Juegos de macho en cajas de plástico.
Macho combinados HSSE.

Estojo de roscagem em caixa plastica.
Machos combinado HSSE.

M		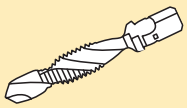	DIN 371 / 376
Réf. : CPCOFTM312E	HSSE / E	M 3-4-5-6-8-10-12	7 pièces
Réf. : CPCOFTBSW1812E	HSSE / E	BSW 1/8 - 5/32 -3 /16 - 1/4 - 5/16 - 3/8 - 1/2	7 pièces

Web : http://www.sermaoutillage.eu - **Email** : serma@sermaoutillage.eu - **Tél.** : 00 33 (0)3 27.30.12.31 - **Fax** : 00 33 (0)3 27.30.17.13

M

TARIF page 26

M

Coffret de tarauds bague couleur en boîte plastique.
Tarauds machine HSSE GUN.

Color ring machine tap sets in plastic boxes.
Machine taps HSSE GUN.

Farbring maschinengewindebohrer in kunststoff-kassetten.
Maschinengewindebohrer HSSE GUN.

Maschi a macchina con collarino in cassetta di plastica.
Maschi a macchina HSSE GUN.

Macho máquina banda de color en cajas de plástico.
Macho máquina HSSE GUN.

Machos máquina anel de cor anem caixa plastica.
Machos máquina HSSE GUN.

Coffret de forets / tarauds bague couleur en boîte plastique.
Tarauds machine HSSE GUN + forets

Color ring machine tap and drills sets in plastic boxes.
Machine taps HSSE GUN + drills.

Farbring maschinengewindebohrer und bohrer in kunststoff-kassetten.
Maschinengewindebohrer HSSE GUN + bohrer.

Maschi a macchina con collarino e punte in cassetta di plastica.
Maschi a macchina HSSE GUN + punte.

Macho máquina banda de color y brocas en cajas de plástico.
Macho máquina HSSE GUN + brocas.

Machos máquina anel de cor e broca em caixa plastica.
Machos máquina HSSE GUN + broca.

M				Bagues couleurs / Colors rings
Réf. : CPTMM312E	HSSE / E	M 3-4-5-6-8-10-12 DIN 371 / 376 - 7 tarauds	/	
Réf. : CPTMM312ETIN	HSSE / E TIN	M 3-4-5-6-8-10-12 DIN 371 / 376 - 7 tarauds	/	
Réf. : CPTM1M312E	HSSE / E	M 3-4-5-6-8-10-12 DIN 371 / 376 - 7 tarauds	/	
Réf. : CPTM2M312E	HSSE / E	M 3-4-5-6-8-10-12 DIN 371 / 376 - 7 tarauds	/	
Réf. : CPTM3M312E	HSSE / E	M 3-4-5-6-8-10-12 DIN 371 / 376 - 7 tarauds	/	
Réf. : CPTMFM312E	HSSE / E	M 3-4-5-6-8-10-12 DIN 371 / 376 - 7 tarauds	2.5 - 3.3 - 4.2 - 5.0 - 6.8 - 8.5 - 10.2 mm + 7 forets	
Réf. : CPTMFM312ETIN	HSSE / E TIN	M 3-4-5-6-8-10-12 DIN 371 / 376 - 7 tarauds	2.5 - 3.3 - 4.2 - 5.0 - 6.8 - 8.5 - 10.2 mm + 7 forets	
Réf. : CPTM1FM312E	HSSE / E	M 3-4-5-6-8-10-12 DIN 371 / 376 - 7 tarauds	2.5 - 3.3 - 4.2 - 5.0 - 6.8 - 8.5 - 10.2 mm + 7 forets	
Réf. : CPTM2FM312E	HSSE / E	M 3-4-5-6-8-10-12 DIN 371 / 376 - 7 tarauds	2.5 - 3.3 - 4.2 - 5.0 - 6.8 - 8.5 - 10.2 mm + 7 forets	
Réf. : CPTM3FM312E	HSSE / E	M 3-4-5-6-8-10-12 DIN 371 / 376 - 7 tarauds	2.5 - 3.3 - 4.2 - 5.0 - 6.8 - 8.5 - 10.2 mm + 7 forets	

M

TARIF page 26

TARIF page 27

M

Coffret de tarauds bague couleur en boîte plastique.
Tarauds machine HSSE hélicoïdal 35° HX.

Color ring machine tap sets in plastic boxe.
Machine taps HSSE 35° HX spiral flute.

Farbring aschinengewindebohrer in kunststoff-kassetten.
Maschinengewindebohrer HSSE 35° HX rechtsspirale.

Maschi a macchina con collarino in cassetta di plastica.
Maschi a macchina HSSE con spirale a 35°HX.

Macho máquina danda de color en cajas de plástico.
Macho máquina HSSE helicoidal 35°HX.

Machos máquina anel de cor em caixa plastica.
Machos máquina HSSE 35° HX canal helicoidal.

Coffret de perçage et tarauds bague couleur en boîte plastique.
Tarauds machine HSSE hélicoïdal 35° HX + forets

Color ring machine tap and drills sets in plastic boxes.
Machine taps HSSE 35° HX spiral flute + drills.

Farbring aschinengewindebohrer und bohrer in kunststoff-kassetten.
Maschinengewindebohrer HSSE 35° HX rechtsspirale + bohrer.

Maschi a macchina con collarino e punte in cassetta di plastica.
Maschi a macchina HSSE con spirale a 35°HX + punte.

Macho máquina banda de color y brocas en cajas de plástico.
Macho máquina HSSE helicoidal 35°HX + brocas.

Machos máquina anel de core broca em caixa plastica.
Machos máquina HSSE 35° HX canal helicoidal+ broca.

M				Bagues couleurs / Colors rings
Réf. : CPTMHXM312E	HSSE / E	M 3-4-5-6-8-10-12 DIN 371 / 376 - 7 tarauds	/	
Réf. : CPTMHXM312ETIN	HSSE / E TIN	M 3-4-5-6-8-10-12 DIN 371 / 376 - 7 tarauds	/	
Réf. : CPTM1HXM312E	HSSE / E	M 3-4-5-6-8-10-12 DIN 371 / 376 - 7 tarauds	/	
Réf. : CPTM2HXM312E	HSSE / E	M 3-4-5-6-8-10-12 DIN 371 / 376 - 7 tarauds	/	
Réf. : CPTM3HXM312E	HSSE / E	M 3-4-5-6-8-10-12 DIN 371 / 376 - 7 tarauds	/	
Réf. : CPTMHXFM312E	HSSE / E	M 3-4-5-6-8-10-12 DIN 371 / 376 - 7 tarauds	2.5 - 3.3 - 4.2 - 5.0 - 6.8 - 8.5 - 10.2 mm + 7 forets	
Réf. : CPTMHXFM312ETIN	HSSE / E TIN	M 3-4-5-6-8-10-12 DIN 371 / 376 - 7 tarauds	2.5 - 3.3 - 4.2 - 5.0 - 6.8 - 8.5 - 10.2 mm + 7 forets	
Réf. : CPTM1HXFM312E	HSSE / E	M 3-4-5-6-8-10-12 DIN 371 / 376 - 7 tarauds	2.5 - 3.3 - 4.2 - 5.0 - 6.8 - 8.5 - 10.2 mm + 7 forets	
Réf. : CPTM2HXFM312E	HSSE / E	M 3-4-5-6-8-10-12 DIN 371 / 376 - 7 tarauds	2.5 - 3.3 - 4.2 - 5.0 - 6.8 - 8.5 - 10.2 mm + 7 forets	
Réf. : CPTM3HXFM312E	HSSE / E	M 3-4-5-6-8-10-12 DIN 371 / 376 - 7 tarauds	2.5 - 3.3 - 4.2 - 5.0 - 6.8 - 8.5 - 10.2 mm + 7 forets	

Web : http://www.sermaoutillage.eu - **Email** : serma@sermaoutillage.eu - **Tél.** : 00 33 (0)3 27.30.12.31 - **Fax** : 00 33 (0)3 27.30.17.13

M

TARIF page 27



Malette de filetage en boite plastique.
Filières avec ou sans guide pour tubes électrique.

Hands dies sets in plastic briefcase.
Die with or without guide for electric tubes.

Satz für elektrische Leitungsrohre in kunststoffbox.
Schneideisen mit oder ohne führungen für schneideisen.

Assortimento per tubatura elettrica in valigetta plastica.
Filiere con o senza guida.

Juegos para roscados en maletas plastica.
Cojinete con y sin guía para cojinete.

Estojo de roscagem em maletas plastica.
Cossinete com e sem guía. para cossinete.

M			
Réf. : MPFRGM2025H	HSS / H M 20x1.5 - M 25x1.25	M 20x1.5 - M 25x1.25	42 mm
Réf. : BPFRM2015H	HSS / H M 20x1.5	filière seule en boite plastique. / One die in plastic box.	
Réf. : BPFRM2515H	HSS / H M 25x1.5	filière seule en boite plastique. / One die in plastic box.	

M

TARIF page 27

Coffret de taraudage mains en bois.
Jeux de 3 tarauds main DIN 352.

Tap sets in wooden boxe.
Hand taps in sets of 3 pieces DIN 352.

Gewindeschneidwerkzeugsätze in holz-kassetten.
Handgewindebohrer satz à 3 stück DIN 352.

Assortimento per filettature in cassetta di legno.
Maschi a mano 3 pezzi DIN 352.

Juego de torneiras en cajas de madera.
Macho mano juegos de 3 piezas DIN 352.

Estojo de roscagem em caixa de madeira.
Machos manuais Jogo de 3 peças DIN 352.

M			
Réf. : CBTM126H	HSS / H	M 1-1.2-1.4-1.7-2.0-2.3-2.6	TGX N° 0

M UNC UNF

TARIF page 27



Coffret d'outils combinés queue hexagonale 1/4"en boite plastique
6 forets, taraudeurs, chanfreineurs + 1 rallonge.

Combined bits for drilling, tapping and deburring in one operation
with 1/4" hexagon Drive (Bit) 6 pieces + 1 extension in plastic boxe.

Kombi-bits zum kernlochbohren, gewindeschneiden und entgraten in einem arbeitsgang,
mit 1/4"-sechskantaufnahme 6 bohrer, gewindebohrer, fasen + 1 verlängerung kunststoffbox.

Assortimento di utensili combinati punte, per forare, maschiare e svasare in cassetta di plastica.
con attacco esagonale 1/4". 6 utensili combinati punte, per forare, maschiare e svasare + 1 estensione.

Juego de macho combinados para taladrar, roscar y avellanar en caja de plástico
en una sola operaciòn con amarre hexagonal 1/4". 6 torneiras combinados + 1 extensión.

Jogo de machos combinados para furação, rosqueamento e rebarbação em apenas uma operação
com encaixe hexagonal 1/4". 6 torneiras combinados + 1 extensão.

M UNC UNF			
Réf. : CPTMUM310H	HSS / H	M 3-4-5-6-8-10	1/4"
Réf. : CPTMUM310ETIN	HSSE / E TIN	M 3-4-5-6-8-10	1/4"
Réf. : CPTMUUNC838H	HSS / H	UNC No.8 - No.10 - No.12 - 1/4 - 5/16 - 3/8"	1/4"
Réf. : CPTMUUNF838H	HSS / H	UNF No.8 - No.10 - No.12 - 1/4 - 5/16 - 3/8"	1/4"

M

TARIF page 27



Coffret de forets et tarauds boite plastique.
Avec queue hexagonale 1/4".

Threading-bit-set in plastic box.
With 1/4" hexagonal drive (Bit).

Einschnittgewindebohrer-bit-satz.
Mit spiralbohrer-bits in kunststoffbox.

Assortimento di maschi e punte in cassetta di plastica.
Con attacco esagonale 1/4" .

Juego de macho y brocas en caja de plástico.
Con amarre hexagonal 1/4".

Machos y brocas encaixe em caixa plastica.
Com esncaixe hexagonal 1/4" .

M				
Réf. : CPTMFM310H	HSS / H	M 3-4-5-6-8-10	2.5/3.3/4.2/5.0/6.8/8.5 mm	1/4"

Web : http://www.sermaoutillage.eu - **Email** : serma@sermaoutillage.eu - **Tél.** : 00 33 (0)3 27.30.12.31 - **Fax** : 00 33 (0)3 27.30.17.13

M

TARIF page 27

Coffret plastique de 6 tarauds avec queue hexagonale 1/4".

Threading-bit-set in plastic box. With 6 taps 1/4" hexagonal drive.

Kunststoffbox mit 6 gewindebohrer 1/4" sechskantschaft.

Assortimento 6 maschi in cassetta plastica con attacco esagonale 1/4".

Juego 6 macho en caja de plástico con amarre 1/4" hexagonal.

6 machos em caixa plastica com encaixe hexagonal 1/4".

M

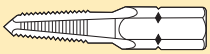

Réf. : CPTHM310H HSS / H — M 3-4-5-6-8-10

TARIF page 27

Coffret plastique de 19 forets avec queue hexagonale 1/4".

Drill-bit-set in plastic box. With 19 drills 1/4" hexagonal drive.

Kunststoffbox mit 19 bohrer 1/4" sechskantschaft.

Assortimento 19 punte in cassetta plastica con attacco esagonale 1/4".

Juego 19 brocas en caja de plástico con amarre 1/4" hexagonal.

19 broca em caixa plastica com encaixe hexagonal 1/4".

Réf. : CPFPA110H HSS / H — Ø 1 / 1.5 / 2 / 2.5 / 3 / 3.5 / 4 / 4.5 / 5 / 5.5 / 6 / 6.5 / 7 / 7.5 / 8 / 8.5 / 9 / 9.5 / 10 mm

TARIF page 27

90°

Coffret plastique de 6 fraises à ébavurer 90° avec queue hexagonale 1/4".

Countersink 90° bit set in plastic box. With 6 countersink 90° 1/4" hexagonal drive.

Kunststoffbox mit 6 kegelsenker 90° 1/4" sechskantschaft.

6 frese per svasare 90° in cassetta plastica con attacco esagonale 1/4".

6 Avellanador 90° en caja de plástico con amarre 1/4" hexagonal.

Escaredor 90° em caixa plastica com encaixe hexagonal 1/4".

90°

Réf. : CPFREA63205H HSS / H — 6.3 / 8.3 / 10.4 / 12.4 / 16.5 / 20,5

M

TARIF page 27

non magnétique

non-magnetic

Coffret plastique de 6 tarauds combinés foret, taraud, chanfreineur avec queue hexagonale 1/4".

Plastic box with 6 combined bits for drilling, tapping and deburring with 1/4" hexagon drive (Bit).

Kunststoffbox 6 combi-bits zum kernlochbohren, gewindeschneiden und entgraten in einem arbeitsgang, mit 1/4"- sechskantaufnahme.

6 maschi a macchina combinati in cassetta plastica per forare, maschiare e svasare con attacco esagonale 1/4".

6 macho combinados para taladrar, roscar y avellanar en caja de plástico en una sola operaciòn con amarre hexagonal 1/4".

6 machos combinados para furação, rosqueamento e rebarbação em caixa plastica em apenas uma operação com encaixe hexagonal 1/4".

M

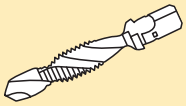

non-magnetique

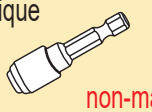

non-magnetic

Réf. : CPCOMFTM310H HSS / H	M 3-4-5-6-8-10	1/4"

M

TARIF page 27

non magnétique



non magnétique

non-magnetic

non-magnetic

Coffret de 6 tarauds boite plastique.
Avec queue hexagonale 1/4" + embout et tourne taraud.

6 threading-bit-set in plastic box.
With 1/4" hexagonal drive (Bit) + tip and turn tap.

6 einschnittgewindebohrer-bit-satz. in kunststoffbox mit 1/4"- sechskantaufnahme + kippen und tippen.

Assortimento di 6 maschi in cassetta di plastica.
Con attacco esagonale 1/4" + prolunga e gira maschi.

Juego de 6 macho en caja de plástico.
Con amarre hexagonal 1/4" + prolunga y gira maschos.

6 machos encaixe em caixa plastica.
Com encaixe hexagonal 1/4" + prolunga e gira mascho.

M

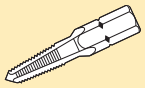

non-magnetique

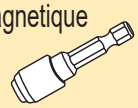

non-magnetic

Réf. : CPTH1M310H HSS / H	M 3-4-5-6-8-10	2.5/3.3/4.2/5.0/6.8/8.5 mm	1/4"

Web : http://www.sermaoutillage.eu - **Email** : serma@sermaoutillage.eu - **Tél.** : 00 33 (0)3 27.30.12.31 - **Fax** : 00 33 (0)3 27.30.17.13

TARIF page 27



Coffret plastique de 6 Fraises à ébavurer 90° avec queue hexagonale 1/4" + embout et tourne fraise.

Countersink 90° bit set in plastic box. With 1/4" hexagonal drive. + tip and turn countersink

Kunststoffbox mit 6 kegelsenker 90° mit 1/4"- sechskantaufnahme + kippen und senker drehen.

6 frese a svasare 90° in cassetta plastica con attacco esagonale 1/4" + prolonga e gira frese.

6 Avellanador 90° en caja de plástico con amarre 1/4" hexagonal + prolonga y gira avellanador.

6 escaredor 90° em caixa plastica com encaixe hexagonal 1/4" + prolonga e gira escaredor.

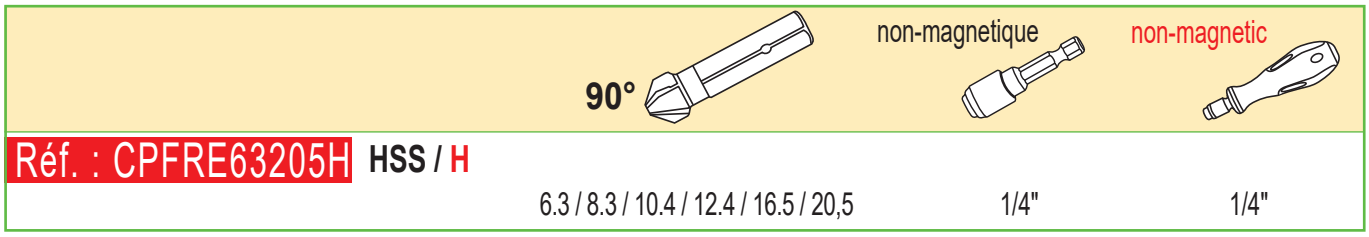

Réf. : CPFRE63205H	HSS / H			
		6.3 / 8.3 / 10.4 / 12.4 / 16.5 / 20,5	1/4"	1/4"

TARIF page 27



Coffret plastique de 6 forets avec queue hexagonale 1/4" + 1 rallonge, 12 embouts Torx et Cruciforme.

Drill-Bit-Set in plastic box with 6 drills 1/4" hexagonal drive. + 1 extension, 12 tips Torx and Cruciform.

Kunststoffbox mit 6 bohrer 1/4 " Sechskantschaft. + 1 kippen , 12 tipps Torx und kreuzförmig.

Assortimento 6 punte in cassetta plastica con attacco esagonale 1/4" + 1 prolonga e 12 Torx e croce.

6 brocas en caja de plástico con amarre 1/4" hexagonal + 1 prolonga y 12 Torx y cruz.

6 broca em caixa plastica com encaixe hexagonal 1/4" + 1 prolonga e 12 Torx e cruzado.

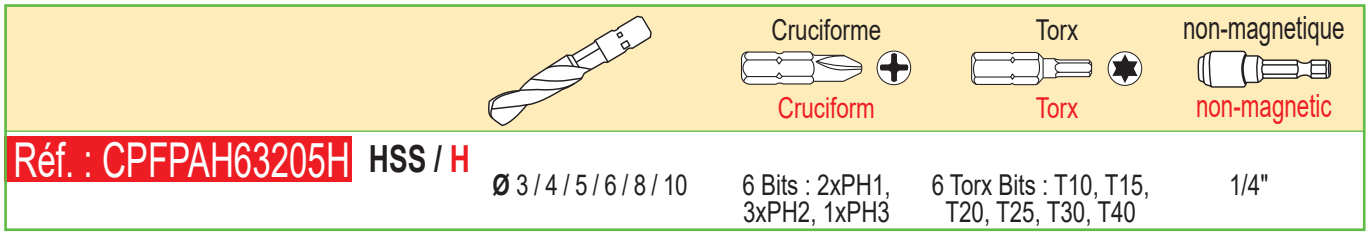

Réf. : CPFPAH63205H	HSS / H			
	Ø 3 / 4 / 5 / 6 / 8 / 10	6 Bits : 2xPH1, 3xPH2, 1xPH3	6 Torx Bits : T10, T15, T20, T25, T30, T40	1/4"

TARIF page 27

non magnétique

non-magnetic

Coffret plastique de 6 forets bois avec queue hexagonale 1/4" + 1 rallonge, 12 embouts Torx et Cruciforme.

Drill-bit-set in plastic box with 6 wood drills 1/4" hexagonal drive. + 1 extension, 12 tips Torx and Cruciform.

Kunststoffbox mit 6 holz-Spiralbohrer 1/4 " sechskantschaft. + 1 kippen, 12 tipps Torx und kreuzförmig.

Assortimento 6 Punte per legno in cassetta plastica con attacco esagonale 1/4" + 1 prolonga e 12 Torx e croce.

6 brocas para madera en caja de plástico con amarre 1/4" hexagonal + 1 prolonga y 12 Torx y cruz.

6 broca para madeira em caixa plastica com encaixe hexagonal 1/4" + 1 prolonga e 12 Torx e cruzado.

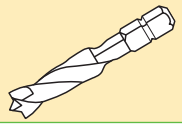

	Cruciforme	Torx	non-magnetique
	Cruciform	Torx	non-magnetic
Réf. : CPFPB310H HSS / H — Ø 3 / 4 / 5 / 6 / 8 / 10	6 Bits: 2xPZ1, 3xPZ2, 1xPZ3	6 Torx Bits : T10, T15, T20, T25, T30, T40	1/4"

TARIF page 28

Pour acier

For steel

Pour bois



For wood

Coffret plastique de forets 6 pour aciers 6 pour bois avec queue hexagonale 1/4".

Drill-bit-set 6 for steels 6 for woods in plastic box 1/4" hexagonal drive.

Kunststoffbox mit bohrer 6 für stahl 6 für holz 1/4" Sechskantschaft.

Assortimento punte 6 per accai e per 6 legni cassetta plastica con attacco esagonale 1/4".

Juego brocas 6 para acéro 6 para madera en caja de plástico con amarre 1/4" hexagonal.

Broca 6 aço 6 madeira em caixa plastica com encaixe hexagonal 1/4".

	Pour acier / For steel	Pour bois / for wood
Réf. : CPFPA/B110H HSS / H — Ø 3 / 4 / 5 / 6 / 8 / 10 mm	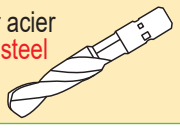	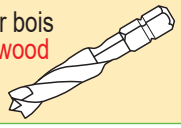

Web : http://www.sermaoutillage.eu - **Email** : serma@sermaoutillage.eu - **Tél.** : 00 33 (0)3 27.30.12.31 - **Fax** : 00 33 (0)3 27.30.17.13

Helsinki
Stockholm
Tallinn
Riga
Dublin
Copenhagen
Vilnius
London
Amsterdam
Berlin
Varsaw
Bruxelles / Brussel
Paris
Luxembourg
Prague
Vienna
Bratislava
Budapest
Ljubljana
Zagreb
Bucharest
Lisbon
Madrid
Sofia
Rome
500 km
300 mi
Athens
Valletta
Nicosia

SERMA
Fournitures Industrielles

Gammes SERMA

TARIF 2019

Filières & tarauds



Web : http://www.sermaoutillage.eu - **Email** : serma@sermaoutillage.eu - **Tél.** : 00 33 (0)3 27.30.12.31 - **Fax** : 00 33 (0)3 27.30.17.13

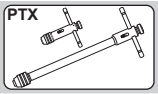

Porte taraud avec cliquet pour pas à droite et à gauche tout en acier

P : 24

Pour tarauds M	Pour tarauds Inch	REF.	TARIF €
M 3-10	1/8-3/8	PTX1	
M 5-12	7/32-1/2	PTX2	
M 3-10	1/8-3/8	PTX10	
M 5-12	7/32-1/2	PTX20	

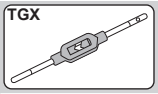

Tourne à gauche zamac

P : 25

Pour tarauds M	Pour tarauds Inch	REF.	TARIF €
M 1-8	1/16-1/4	TGX0	
M 1-10	1/16-3/8	TGX1	
M 1-12	1/16-1/2	TGX1,1/2	
M 4-12	5/32-1/2	TGX2	
M 5-20	7/32-3/4	TGX3	
M 11-27	7/16-1	TGX4	
M 13-32	1/2-1.1/.4	TGX5L	
M 18-42	3/4-1.1/4	TGX6	
M 27-52	1.1/8-2	TGX7	
M 27-64	1.1/8-3	TGX8	

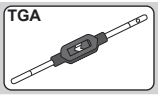

Tourne à gauche acier

P : 25

Pour tarauds M	Pour tarauds Inch	REF.	TARIF €
M 1-8	1/16-1/4	TGA0	
M 1-10	1/16-3/8	TGA1	
M 1-12	1/16-1/2	TGA1,1/2	
M 4-12	5/32-1/2	TGA2	
M 5-20	7/32-3/4	TGA3	
M 11-27	7/16-1	TGA4	
M 13-32	1/2-1.1/.4	TGA5L	
M 18-42	3/4-1.1/4	TGA6	
M 27-52	1.1/8-2	TGA7	
M 27-64	1.1/8-3	TGA8	

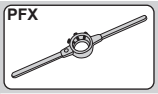

Porte-filières zamac

P : 26

Pour filières Ø	REF.	TARIF €
13/16"	PFX0	
1"	PFX1	
1.5/16"	PFX1A	
1.1/2"	PFX2	
2»	PFX3	
2.1/4"	PFX3A	
2.1/2"	PFX4	
3"	PFX5	
3.1/2"	PFX6	
4"	PFX7	

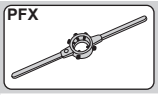

Tourne à gauche zamac

P : 27

Pour filières Ø	REF.	TARIF €
16 x 5	PFX16X5	
20 x 5	PFX20X5	
20 x 7	PFX20X7	
20 x 9	PFX25X9	
30 x 11	PFX30X11	
38 x 10	PFX38X10	
38 x 14	PFX38X14	
45 x 14	PFX45X14	
45 x 18	PFX45X18	
55 x 16	PFX55X16	
55 x 22	PFX55X22	
65 x 18	PFX65X18	
65 x 25	PFX65X25	

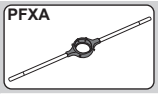

Tourne à gauche acier

P : 27

Pour filières Ø	REF.	TARIF €
45 x 18	PFXA45X18	
55 x 22	PFXA55X22	
65 x 25	PFXA45X18	
75 x 20	PFXA55X22	
75 x 30	PFXA65X25	
90 x 22	PFXA75X20	
90 x 36	PFXA75X30	
105 x 22	PFXA90X22	
105 x 36	PFXA90X36	
120 x 22	PFXA105X22	
120 x 36	PFXA105X36	
130 x 25	PFXA130X25	
130 x 36	PFXA130X36	
140 x 22	PFXA140X22	
140 x 22	PFXA140X22	
160 x 25	PFXA160X25	

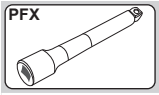

Rallonges pour tarauds

P : 28

Carré mm	REF.	TARIF €
2.1	RT0210	
2.4	RT0240	
2.7	RT0270	
3	RT0300	
3.4	RT0340	
3.8	RT0380	
4.3	RT0430	
4.9	RT0490	
5.5	RT0550	
6.2	RT0620	
7	RT0700	
8	RT0800	
9	RT0900	
10	RT1000	
11	RT1100	
12	RT1200	
13	RT1300	
14.5	RT1450	
16	RT1600	
18	RT1800	
20	RT2000	
22	RT2200	
24	RT2400	
26	RT2600	
29	RT2900	
32	RT3200	

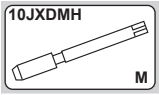

Jeu de tarauds main filetage métrique DIN 352

P : 32

Ø mm	REF.	TARIF €
2.5	10JXDM1025H	
2.5	10JXDM11025H	
2.5	10JXDM12025H	
2.5	10JXDM14030H	
2.5	10JXDM16035H	
2.5	10JXDM17035H	
2.5	10JXDM18035H	
2.8	10JXDM2040H	
2.8	10JXDM22045H	
2.8	10JXDM23040H	
2.8	10JXDM25045H	
2.8	10JXDM26045H	
3.5	10JXDM3050H	
4	10JXDM35060H	
4.5	10JXDM4070H	
6	10JXDM45075H	
6	10JXDM5080H	
6	10JXDM55090H	
6	10JXDM6100H	
6	10JXDM7100H	
6	10JXDM8125H	
7	10JXDM9125H	
7	10JXDM10150H	
8	10JXDM11150H	
9	10JXDM12175H	
11	10JXDM14200H	
12	10JXDM15200H	
12	10JXDM16200H	
14	10JXDM18250H	
16	10JXDM20250H	
18	10JXDM22250H	
18	10JXDM24300H	
20	10JXDM27300H	
22	10JXDM30350H	
25	10JXDM33350H	
28	10JXDM36400H	
32	10JXDM39400H	
32	10JXDM42450H	
36	10JXDM45450H	
36	10JXDM48500H	
40	10JXDM52500H	
45	10JXDM56550H	
45	10JXDM60550H	
50	10JXDM64600H	
50	10JXDM68600H	
50	10JXDM72600H	
50	10JXDM76600H	
50	10JXDM80600H	
50	10JXDM84600H	
50	10JXDM88600H	
50	10JXDM90600H	
56	10JXDM92600H	
56	10JXDM96600H	
56	10JXDM100600H	

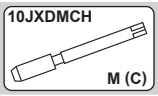

Jeu de tarauds main cône d'entrée corrigée métrique DIN 352

P : 33

Ø mm	REF.	TARIF €
2.8	10JXDMC2040H	
2.8	10JXDMC25045H	
3.5	10JXDMC3050H	
3.5	10JXDMC3060H	
4.5	10JXDMC4070H	
4.5	10JXDMC4075H	
6	10JXDMC5080H	
6	10JXDMC5090H	
6	10JXDMC6100H	
6	10JXDMC8125H	
7	10JXDMC9125H	
7	10JXDMC10150H	
8	10JXDMC11150H	
9	10JXDMC12175H	
9	10JXDMC13175H	
11	10JXDMC14200H	
12	10JXDMC16200H	
14	10JXDMC18250H	
14	10JXDMC19250H	
16	10JXDMC20250H	
18	10JXDMC22250H	
18	10JXDMC24300H	
20	10JXDMC27300H	
22	10JXDMC30350H	
25	10JXDMC33350H	
28	10JXDMC36400H	
32	10JXDMC39400H	
32	10JXDMC42450H	

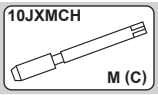

Jeu de tarauds main cône d'entrée corrigée filetage métrique ISO 529

P : 34

Ø mm	REF.	TARIF €
3.15	10JXDMC3050H	
4	10JXMC4070H	
5	10JXMC5080H	
6.3	10JXDMC6100H	
8	10JXMC8125H	
10	10JXMC10150H	
9	10JXMC12175H	
11.2	10JXMC14200H	
12.5	10JXMC16200H	
14	10JXMC18250H	
14	10JXMC20250H	
16	10JXMC22250H	
18	10JXMC24300H	

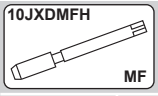

Jeu de tarauds main rectifié étagé filetage métrique pas fin DIN 2181

P : 35

Ø mm	REF.	TARIF €
2.8	10JXDMF25035H	
2.8	10JXDMF26035H	
3.5	10JXDMF3035H	
4	10JXDMF35035H	
4.5	10JXDMF4035H	
4.5	10JXDMF4050H	
6	10JXDMF45050H	
6	10JXDMF5050H	
6	10JXDMF5075H	
6	10JXDMF55050H	
6	10JXDMF6050H	
6	10JXDMF6075H	
6	10JXDMF7050H	
6	10JXDMF7075H	
6	10JXDMF8050H	
6	10JXDMF8075H	
6	10JXDMF8100H	
7	10JXDMF9050H	
7	10JXDMF9075H	
7	10JXDMF9100H	
7	10JXDMF10050H	
7	10JXDMF10075H	
7	10JXDMF10100H	
7	10JXDMF10125H	
8	10JXDMF11075H	
8	10JXDMF11100H	
8	10JXDMF11125H	
9 P36	10JXDMF12050H	
9	10JXDMF12075H	
9	10JXDMF12100H	

Suite de la page 2

9	10JXDMF12125H	
9	10JXDMF12150H	
11	10JXDMF13050H	
11	10JXDMF13075H	
11	10JXDMF13100H	
11	10JXDMF13150H	
11	10JXDMF14050H	
11	10JXDMF14075H	
11	10JXDMF14100H	
11	10JXDMF14125H	
11	10JXDMF14150H	
12	10JXDMF15075H	
12	10JXDMF15100H	
12	10JXDMF15150H	
12	10JXDMF16050H	
12	10JXDMF16075H	
12	10JXDMF16100H	
12	10JXDMF16125H	
12	10JXDMF16150H	
12	10JXDMF17100H	
12	10JXDMF17150H	
14	10JXDMF18050H	
14	10JXDMF18075H	
14	10JXDMF18100H	
14	10JXDMF18125H	
14	10JXDMF18150H	
14	10JXDMF18200H	
14	10JXDMF19100H	
14	10JXDMF19150H	
16	10JXDMF20050H	
16	10JXDMF20075H	
16	10JXDMF20100H	
16	10JXDMF20125H	
16	10JXDMF20150H	
16	10JXDMF20200H	
16	10JXDMF21100H	
16	10JXDMF21150H	
18	10JXDMF22050H	
18	10JXDMF22075H	
18	10JXDMF22100H	
18	10JXDMF22125H	
18	10JXDMF22150H	
18	10JXDMF22200H	
18	10JXDMF23100H	
18	10JXDMF23150H	
18	10JXDMF24050H	
18	10JXDMF24075H	
18	10JXDMF24100H	
18	10JXDMF24125H	
18	10JXDMF24150H	
18	10JXDMF24200H	
18	10JXDMF25100H	
18	10JXDMF25150H	
18	10JXDMF26100H	
18	10JXDMF26150H	
18	10JXDMF26200H	
20	10JXDMF27100H	
20	10JXDMF27150H	
20	10JXDMF27200H	
20	10JXDMF28100H	
20	10JXDMF28150H	
20	10JXDMF28200H	
22	10JXDMF29150H	
22	10JXDMF30100H	
22	10JXDMF30150H	
22	10JXDMF30200H	
22	10JXDMF30250H	
22	10JXDMF30300H	
22	10JXDMF32100H	
22	10JXDMF32150H	
22	10JXDMF32200H	
22	10JXDMF32300H	
25	10JXDMF33150H	
25	10JXDMF33200H	
25	10JXDMF33300H	
28	10JXDMF34100H	
28	10JXDMF34150H	
28	10JXDMF34200H	
28	10JXDMF35100H	
28	10JXDMF35150H	
28	10JXDMF35200H	
28	10JXDMF36100H	
28	10JXDMF36150H	
28	10JXDMF36200H	
28	10JXDMF36300H	
28	10JXDMF37150H	
28	10JXDMF38100H	
28	10JXDMF38150H	
28	10JXDMF38200H	
28	10JXDMF38300H	
32	10JXDMF39150H	
32	10JXDMF39200H	
32	10JXDMF39300H	
32	10JXDMF40100H	
32	10JXDMF40150H	
32	10JXDMF40200H	
32	10JXDMF40300H	
32	P37 10JXDMF42100H	
32	10JXDMF42150H	
32	10JXDMF42200H	
32	10JXDMF42300H	
36	10JXDMF44150H	
36	10JXDMF44200H	
36	10JXDMF45100H	
36	10JXDMF45150H	
36	10JXDMF45200H	
36	10JXDMF45300H	
36	10JXDMF46150H	
36	10JXDMF48100H	
36	10JXDMF48150H	
36	10JXDMF48200H	
36	10JXDMF48300H	
36	10JXDMF50150H	
36	10JXDMF50200H	
36	10JXDMF50300H	
40	10JXDMF52150H	
40	10JXDMF52200H	
40	10JXDMF52300H	
40	10JXDMF54100H	
40	10JXDMF54150H	
40	10JXDMF54200H	
40	10JXDMF54300H	
40	10JXDMF54400H	
40	10JXDMF55150H	
40	10JXDMF55200H	
40	10JXDMF55300H	
40	10JXDMF55400H	
40	10JXDMF56100H	
40	10JXDMF56150H	
40	10JXDMF56200H	
40	10JXDMF56300H	
40	10JXDMF56400H	
45	10JXDMF58100H	
45	10JXDMF58150H	
45	10JXDMF58200H	
45	10JXDMF58300H	
45	10JXDMF58400H	
45	10JXDMF60150H	
45	10JXDMF60200H	
45	10JXDMF60300H	
45	10JXDMF60400H	
50	10JXDMF62150H	
50	10JXDMF62200H	
50	10JXDMF62300H	
50	10JXDMF62400H	
50	10JXDMF63150H	
50	10JXDMF64150H	
50	10JXDMF64200H	
50	10JXDMF65200H	
50	10JXDMF65300H	
50	10JXDMF65400H	
50	10JXDMF68150H	
50	10JXDMF68200H	
50	10JXDMF68300H	
50	10JXDMF68400H	
50	10JXDMF70150H	
50	10JXDMF70200H	
50	10JXDMF70300H	
50	10JXDMF70400H	
50	10JXDMF72150H	
50	10JXDMF72200H	
50	10JXDMF72300H	
50	10JXDMF72400H	
50	10JXDMF74150H	
50	10JXDMF74200H	
50	10JXDMF74300H	
50	10JXDMF74400H	
50	10JXDMF75150H	
50	10JXDMF75200H	
50	10JXDMF75300H	
50	10JXDMF75400H	
50	10JXDMF76150H	
50	10JXDMF76200H	
50	10JXDMF76300H	
50	10JXDMF76400H	
50	10JXDMF78150H	
50	10JXDMF78200H	
50	10JXDMF78300H	
50	10JXDMF78400H	
50	10JXDMF80150H	
50	10JXDMF80200H	
50	10JXDMF80300H	
50	10JXDMF80400H	
50	10JXDMF82150H	
50	10JXDMF82200H	
50	10JXDMF82300H	
50	10JXDMF82400H	
50	10JXDMF84150H	
50	10JXDMF84200H	
50	10JXDMF84300H	
50	10JXDMF84400H	
50	10JXDMF85150H	
50	10JXDMF85200H	
50	10JXDMF85300H	
50	10JXDMF85400H	
50	P38 10JXDMF86150H	
50	10JXDMF86200H	
50	10JXDMF86300H	
50	10JXDMF86400H	
50	10JXDMF88150H	
50	10JXDMF88200H	
50	10JXDMF88300H	
50	10JXDMF88400H	
50	10JXDMF90150H	
50	10JXDMF90200H	
50	10JXDMF90300H	
50	10JXDMF90400H	
56	10JXDMF92150H	
56	10JXDMF92200H	
56	10JXDMF92300H	
56	10JXDMF92400H	
56	10JXDMF95150H	
56	10JXDMF95200H	
56	10JXDMF95300H	
56	10JXDMF95400H	
56	10JXDMF96150H	
56	10JXDMF96200H	
56	10JXDMF96300H	
56	10JXDMF96400H	
56	10JXDMF98150H	
56	10JXDMF98200H	
56	10JXDMF98300H	
56	10JXDMF98400H	
56	10JXDMF100150H	
56	10JXDMF100200H	
56	10JXDMF100300H	
56	10JXDMF100400H	
56	10JXDMF101500H	
56	10JXDMF105200H	
56	10JXDMF105300H	
56	10JXDMF105400H	
56	10JXDMF110150H	
56	10JXDMF110200H	
56	10JXDMF110300H	
56	10JXDMF110400H	

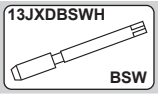

Jeu de tarauds main rectifié étagé filetage Whitworth BS 84 P : 39

Ø mm	REF.	TARIF €
2.5	13JXDBSW116H	
2.8	13JXDBSW332H	
3.5	13JXDBSW18H	
4.5	13JXDBSW532H	
6	13JXDBSW316H	
6	13JXDBSW732H	
6	13JXDBSW14H	
6	13JXDBSW516H	
7	13JXDBSW38H	
8	13JXDBSW716H	
9	13JXDBSW12H	
11	13JXDBSW916H	
12	13JXDBSW58H	
14	13JXDBSW34H	
18	13JXDBSW78H	
18	13JXDBSW1H	
22	13JXDBSW118H	
22	13JXDBSW114H	
28	13JXDBSW138H	
32	13JXDBSW112H	
32	13JXDBSW158H	
36	13JXDBSW134H	
36	13JXDBSW178H	
40	13JXDBSW2H	
45	13JXDBSW214H	
50	13JXDBSW212H	
50	13JXDBSW234H	
50	13JXDBSW3H	

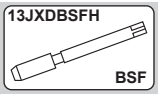

Jeu de 2 tarauds main rectifié étagé filetage BSF, BS 84 P : 40

Ø mm	REF.	TARIF €
6	13JXDBSF316H	
6	13JXDBSF14H	
6	13JXDBSF516H	
7	13JXDBSF38H	
8	13JXDBSF716H	
9	13JXDBSF12H	
11	13JXDBSF916H	
12	13JXDBSF58H	
14	13JXDBSF34H	
18	13JXDBSF78H	
18	13JXDBSF1H	

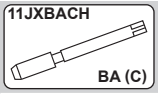

Jeu de tarauds main cône d'entrée corrigé BA, BS 93, ISO 529 P : 41

Ø mm	REF.	TARIF €
6.3	11JXBAC0H	
5.6	11JXBAC1H	
5	11JXBAC2H	
4.5	11JXBAC3H	
3.55	11JXBAC4H	
3.15	11JXBAC5H	
2.8	11JXBAC6H	

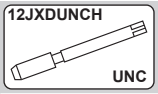

Jeu tarauds main filetage unifié ANSI B 1.1 P : 42

Ø mm	REF.	TARIF €
2.5	12JXDUNC1H	
2.8	12JXDUNC2H	

Suite de la page 3

2.8	12JXDUNCNR3H	
3.5	12JXDUNCNR4H	
3.5	12JXDUNCNR5H	
4	12JXDUNCNR6H	
4.5	12JXDUNCNR8H	
6	12JXDUNCNR10H	
6	12JXDUNCNR12H	
6	12JXDUNC14H	
6	12JXDUNC516H	
7	12JXDUNC38H	
8	12JXDUNC716H	
9	12JXDUNC12H	
11	12JXDUNC916H	
12	12JXDUNC58H	
14	12JXDUNC34H	
18	12JXDUNC78H	
18	12JXDUNC1H	
22	12JXDUNC118H	
22	12JXDUNC114H	
28	12JXDUNC138H	
32	12JXDUNC112H	
32	12JXDUNC158H	
36	12JXDUNC134H	
36	12JXDUNC178H	
40	12JXDUNC2H	
45	12JXDUNC214H	
50	12JXDUNC212H	
50	12JXDUNC234H	
50	12JXDUNC3H	

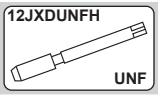

Jeu de tarauds main étagé filetage unifié pas fin ANSI B 1.1 **P : 43**

Ø mm	REF.	TARIF €
2.5	12JXDUNFNR0H	
2.8	12JXDUNFNR1H	
2.8	12JXDUNFNR2H	
2.8	12JXDUNFNR3H	
3.5	12JXDUNFNR4H	
3.5	12JXDUNFNR5H	
4.5	12JXDUNFNR6H	
4.5	12JXDUNFNR8H	
6	12JXDUNFNR10H	
6	12JXDUNFNR12H	
6	12JXDUNF14H	
6	12JXDUNF516H	
7	12JXDUNF38H	
8	12JXDUNF716H	
9	12JXDUNF12H	
11	12JXDUNF916H	
12	12JXDUNF58H	
14	12JXDUNF34H	
18	12JXDUNF78H	
18	12JXDUNF1H	
18	12JXDUNF1AH	
22	12JXDUNF118H	
22	12JXDUNF114H	
28	12JXDUNF138H	
32	12JXDUNF112H	

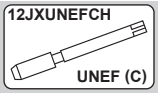

Jeu de tarauds main cône d'entrée corrigé filetage unifié extra fin ANSI B 1.1 **P : 44**

Ø mm	REF.	TARIF €
6.3	12JXDUNEFC14H	
8	12JXDUNEFC516H	
10	12JXDUNEFC38H	
8	12JXDUNEFC716H	
9	12JXDUNEFC12H	
11.2	12JXDUNEFC916H	
12.5	12JXDUNEFC58H	
14	12JXDUNEFC34H	
16	12JXDUNEFC78H	
16	12JXDUNEFC1H	

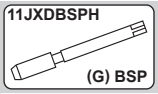

Jeu de tarauds main rectifié étagé filetage gaz (BSP) DIN 5157 **P : 45**

Ø mm	REF.	TARIF €
7	11JXDBSP18H	
11	11JXDBSP14H	
12	11JXDBSP38H	
16	11JXDBSP12H	
18	11JXDBSP58H	
20	11JXDBSP34H	
22	11JXDBSP78H	
25	11JXDBSP1H	
28	11JXDBS118PH	
32	11JXDBSP114H	
36	11JXDBSP138H	
36	11JXDBSP112H	
40	11JXDBSP158H	
40	11JXDBSP134H	
45	11JXDBSP2H	
50	11JXDBSP214H	
50	11JXDBSP212H	
50	11JXDBSP234H	
50	11JXDBSP3H	
56	11JXDBSP312H	
56	11JXDBSP4H	

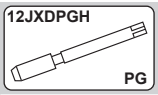

Jeu de Tarauds main étagé filetage électrique DIN 40 430 **P : 46**

Ø mm	REF.	TARIF €
9	12JXDPG7H	
12	12JXDPG9H	
14	12JXDPG11H	
16	12JXDPG13.5H	
18	12JXDPG16H	
22	12JXDPG21H	
28	12JXDPG29H	
36	12JXDPG36H	
40	12JXDPG42H	
45	12JXDPG48H	

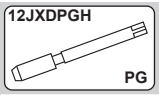

Jeu de Tarauds main étagé filetage électrique DIN 40 430 **P : 46**

Ø mm	REF.	TARIF €
9	12JXDPG7H	
12	12JXDPG9H	
14	12JXDPG11H	
16	12JXDPG13.5H	
18	12JXDPG16H	
22	12JXDPG21H	
28	12JXDPG29H	
36	12JXDPG36H	
40	12JXDPG42H	
45	12JXDPG48H	

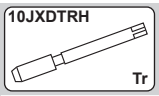

Jeu de Tarauds main rectifié étagé filetage trapézoidal DIN 103 **P : 47**

Ø mm	REF.	TARIF €
7	10JXDTR102H	
7	10JXDTR103H	
8	10JXDTR123H	
10	10JXDTR143H	
10	10JXDTR144H	
11	10JXDTR164H	
12	10JXDTR184H	
14	10JXDTR204H	
16	10JXDTR225H	
18	10JXDTR245H	
20	10JXDTR265H	
22	10JXDTR285H	
22	10JXDTR306H	
25	10JXDTR326H	

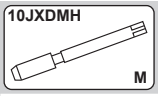

Jeu de tarauds main filetage métrique DIN 352 - (Co5%) **P : 48**

Ø mm	REF.	TARIF €
3.5	10JXDM3050H	
4.5	10JXDM4070H	
6	10JXDM5080H	
6	10JXDM6100H	
6	10JXDM8125H	
7	10JXDM10150H	
9	10JXDM12175H	
11	10JXDM14200H	
12	10JXDM16200H	
14	10JXDM18250H	
16	10JXDM20250H	
18	10JXDM22250H	
18	10JXDM24300H	
20	10JXDM27300H	
22	10JXDM30350H	

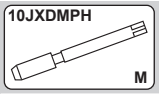

Jeu de tarauds main étagé filetage métrique ébaucheur à pilote DIN 13 **P : 49**

Ø mm	REF.	TARIF €
3.5	10JXDMP3050H	
4.5	10JXDMP4070H	
6	10JXDMP5080H	
6	10JXDMP6100H	
6	10JXDMP8125H	
7	10JXDMP10150H	
9	10JXDMP12175H	

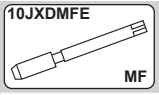

Jeu de tarauds main filetage métrique pas fin DIN 2181 - (Co5%) **P : 50**

Ø mm	REF.	TARIF €
6	10JXDMF6075E	
6	10JXDMF8075E	
6	10JXDMF8100E	
7	10JXDMF10100E	
7	10JXDMF10125E	
9	10JXDMF12100E	
9	10JXDMF12125E	
9	10JXDMF12150E	
11	10JXDMF14125E	
11	10JXDMF14150E	
12	10JXDMF16150E	
14	10JXDMF18150E	
14	10JXDMF18200E	
16	10JXDMF20150E	
16	10JXDMF20200E	
18	10JXDMF22150E	
18	10JXDMF22200E	
18	10JXDMF24150E	

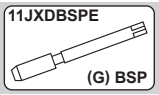

Jeu de tarauds main rectifié étagé filetage gaz (BSP) DIN 5157 **P : 51**

Ø mm	REF.	TARIF €
7	11JXDBSP18E	
11	11JXDBSP14E	
12	11JXDBSP38E	
16	11JXDBSP12E	
20	11JXDBSP34E	
25	11JXDBSP1E	

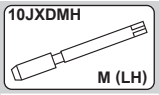

Jeu de tarauds main coupe à gauche filetage métrique DIN 13 **P : 52**

Ø mm	REF.	TARIF €
3.5	10JXDM3050LHH	
4.5	10JXDM4070LHH	
6	10JXDM5080LHH	
6	10JXDM6100LHH	
6	10JXDM8125LHH	
7	10JXDM10150LHH	
9	10JXDM12175LHH	
11	10JXDM14200LHH	
12	10JXDM16200LHH	
14	10JXDM18250LHH	
16	10JXDM20250LHH	
18	10JXDM22250LHH	
18	10JXDM24300LHH	
20	10JXDM27300LHH	
22	10JXDM30350LHH	
25	10JXDM33350LHH	
28	10JXDM36400LHH	
32	10JXDM39400LHH	
32	10JXDM42450LHH	
36	10JXDM45450LHH	
36	10JXDM48500LHH	
40	10JXDM52500LHH	

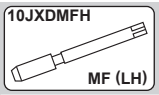

Jeu de tarauds main coupe à gauche filetage métrique pas fin DIN 13 **P : 53**

Ø mm	REF.	TARIF €
6	10JXDMF6075LHH	
6	10JXDMF8075LHH	
6	10JXDMF8100LHH	
7	10JXDMF10100LHH	
7	10JXDMF10125LHH	
9	10JXDMF12100LHH	

Suite de la page 4

9	10JXDMF12125LHH	
9	10JXDMF12150LHH	
11	10JXDMF14125LHH	
11	10JXDMF14150LHH	
12	10JXDMF16100LHH	
12	10JXDMF16150LHH	
14	10JXDMF18150LHH	
16	10JXDMF20150LHH	
18	10JXDMF22150LHH	
18	10JXDMF24150LHH	
18	10JXDMF24200LHH	
22	10JXDMF30150LHH	
22	10JXDMF30200LHH	

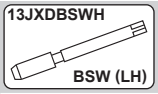

Jeu de tarauds main coupe à gauche filetage Whitworth BS 84 P : 54

Ø mm	REF.	TARIF €
3.5	13JXDBSW18LHH	
4.5	13JXDBSW532LHH	
6	13JXDBSW316LHH	
6	13JXDBSW14LHH	
6	13JXDBSW516LHH	
7	13JXDBSW38LHH	
8	13JXDBSW716LHH	
9	13JXDBSW12LHH	
11	13JXDBSW916LHH	
12	13JXDBSW58LHH	
14	13JXDBSW34LHH	
18	13JXDBSW78LHH	
18	13JXDBSW1LHH	

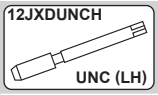

Jeu de tarauds main coupe à gauche filetage unifié ANSI B 1.1 P : 55

Ø mm	REF.	TARIF €
4	12JXDUNCNR6LHH	
4.5	12JXDUNCNR8LHH	
6	12JXDUNCNR10LHH	
6	12JXDUNCNR12LHH	
6	12JXDUNC14LHH	
6	12JXDUNC516LHH	
7	12JXDUNC38LHH	
8	12JXDUNC716LHH	
9	12JXDUNC12LHH	
11	12JXDUNC916LHH	
12	12JXDUNC58LHH	
14	12JXDUNC34LHH	
18	12JXDUNC78LHH	
18	12JXDUNC1LHH	

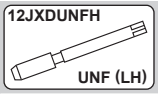

Jeu de tarauds main coupe à gauche filetage unifié ANSI B 1.1 P : 56

Ø mm	REF.	TARIF €
6	12JXDUNFNR10LHH	
6	12JXDUNF14LHH	
6	12JXDUNF516LHH	
7	12JXDUNF38LHH	
8	12JXDUNF716LHH	
9	12JXDUNF12LHH	
11	12JXDUNF916LHH	
12	12JXDUNF58LHH	
14	12JXDUNF34LHH	
18	12JXDUNF78LHH	
18	12JXDUNF1LHH	

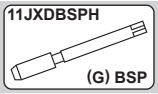

Jeu de tarauds main coupe à gauche filetage pas gaz DIN 5157 P : 57

Ø mm	REF.	TARIF €
7	11JXDBSP18LHH	
11	11JXDBSP14LHH	
12	11JXDBSP38LHH	
16	11JXDBSP12LHH	
18	11JXDBSP58LHH	
20	11JXDBSP34LHH	
25	11JXDBSP1LHH	
28	11JXDBSP118LHH	
32	11JXDBSP114LHH	
36	11JXDBSP138LHH	
36	11JXDBSP112LHH	
40	11JXDBSP134LHH	
45	11JXDBSP2LHH	

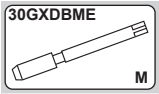

Tarauds machine courts filetage métrique ISO DIN 13 P : 67

Ø mm	REF.	TARIF €
3.5	30GXDBM3E	
4.5	30GXDBM4E	
6	30GXDBM5E	
6	30GXDBM6E	
6	30GXDBM8E	
7	30GXDBM10E	
9	30GXDBM12E	
11	30GXDBM14E	
12	30GXDBM16E	
14	30GXDBM18E	
16	30GXDBM20E	
18	30GXDBM22E	
18	30GXDBM24E	

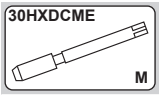

Tarauds machine courts filetage métrique ISO DIN 13 P : 67

Ø mm	REF.	TARIF €
3.5	30HXDCM3E	
4.5	30HXDCM4E	
6	30HXDCM5E	
6	30HXDCM6E	
6	30HXDCM8E	
7	30HXDCM10E	
9	30HXDCM12E	

Tarauds machine courts filetage métrique ISO DIN 13 P : 67

Ø mm	REF.	TARIF €
3.5	30AXDBAZM3E	
4.5	30AXDBAZM4E	
6	30AXDBAZM5E	
6	30AXDBAZM6E	
6	30AXDBAZM8E	
7	30AXDBAZM10E	
9	30AXDBAZM12E	

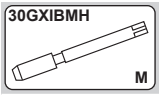

Tarauds machine courts ISO filetage métrique ISO DIN 13 P : 68

Ø mm	REF.	TARIF €
2.5	30GXIBM2H	
2.8	30GXIBM25H	
2.9	30GXIBM26H	
3.15	30GXIBM3H	
3.55	30GXIBM35H	
4	30GXIBM4H	
5	30GXIBM5H	
6.3	30GXIBM6H	
8	30GXIBM8H	
10	30GXIBM10H	
9	30GXIBM12H	
11.2	30GXIBM14H	
12.5	30GXIBM16H	
14	30GXIBM18H	
14	30GXIBM20H	
16	30GXIBM22H	
18	30GXIBM24H	
20	30GXIBM27H	
20	30GXIBM30H	

Tarauds machine courts ISO filetage métrique ISO DIN 13 P : 68

Ø mm	REF.	TARIF €
3.15	30AXIBAZM3H	
4	30AXIBAZM4H	
5	30AXIBAZM5H	
6.3	30AXIBAZM6H	
7.1	30AXIBAZM7H	
8	30AXIBAZM8H	
10	30AXIBAZM10H	
9	30AXIBAZM12H	
11.2	30AXIBAZM14H	
12.5	30AXIBAZM16H	
14	30AXIBAZM18H	
14	30AXIBAZM20H	
16	30AXIBAZM22H	
18	30AXIBAZM24H	

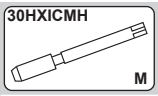

Tarauds machine courts ISO filetage métrique ISO DIN 13 P : 69

Ø mm	REF.	TARIF €
2.8	30HXICM25H	
2.9	30HXICM26H	
3.15	30HXICM3H	
4	30HXICM4H	
5	30HXICM5H	
6.3	30HXICM6H	
8	30HXICM8H	
10	30HXICM10H	
9	30HXICM12H	
11.2	30HXICM14H	
12.5	30HXICM16H	
14	30HXICM18H	
14	30HXICM20H	
16	30HXICM22H	
18	30HXICM24H	
20	30HXICM27H	
20	30HXICM30H	

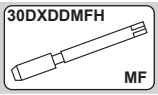

Tarauds machine courts filetage métrique pas fin ISO DIN 13 P : 70

Ø mm	REF.	TARIF €
6	30DXDDMF6075H	
6	30DXDDMF8075H	
6	30DXDDMF8100H	
7	30DXDDMF9075H	
7	30DXDDMF9100H	
7	30DXDDMF10075H	
7	30DXDDMF10100H	
7	30DXDDMF10125H	
9	30DXDDMF12100H	
9	30DXDDMF12125H	
9	30DXDDMF12150H	
11	30DXDDMF13100H	
11	30DXDDMF13150H	
11	30DXDDMF14100H	
11	30DXDDMF14125H	
11	30DXDDMF14150H	
12	30DXDDMF15150H	
12	30DXDDMF16150H	
14	30DXDDMF18100H	
14	30DXDDMF18150H	
16	30DXDDMF20150H	
16	30DXDDMF20200H	
18	30DXDDMF22150H	
18	30DXDDMF22200H	
18	30DXDDMF24150H	
18	30DXDDMF24200H	
18	30DXDDMF25150H	
18	30DXDDMF26150H	
20	30DXDDMF27150H	
20	30DXDDMF28150H	
22	30DXDDMF30150H	
22	30DXDDMF30200H	
22	30DXDDMF32150H	

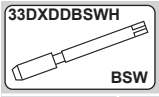

Tarauds machine courts filetage Whitworth BS 84 P : 71

Ø mm	REF.	TARIF €
3.5	33DXDDBSW18H	
6	33DXDDBSW316H	
6	33DXDDBSW14H	
6	33DXDDBSW516H	
7	33DXDDBSW38H	
8	33DXDDBSW716H	
9	33DXDDBSW12H	
11	33DXDDBSW916H	
12	33DXDDBSW58H	
14	33DXDDBSW34H	
18	33DXDDBSW78H	
18	33DXDDBSW1H	

33DXDCWH — W (Whitworth)

Tarauds machine courts filetage conique Whitworth pour détendeur de bouteille de gaz conicité 3:25 - DIN 477 — P : 72

Ø mm	REF.	TARIF €
16	33DXDCW198H	
20	33DXDCW288H	
22	33DXDCW313H	

32DXDDUNCH — UNC

Tarauds machine courts filetage Unifié ANSI B 1.1 — P : 73

Ø mm	REF.	TARIF €
6	32DXDDUNC14H	
6	32DXDDUNC516H	
7	32DXDDUNC38H	
8	32DXDDUNC716H	
9	32DXDDUNC12H	
11	32DXDDUNC916H	
12	32DXDDUNC58H	
14	32DXDDUNC34H	
18	32DXDDUNC78H	
18	32DXDDUNC1H	

31DXDDBSPH — (G) BSP

Tarauds machine courts filetage gaz DIN ISO 228 — P : 74

Ø mm	REF.	TARIF €
7	31DXDDBSP18H	
11	31DXDDBSP14H	
12	31DXDDBSP38H	
16	31DXDDBSP12H	
20	31DXDDBSP34H	
25	31DXDDBSP1H	
32	31DXDDBSP114H	
36	31DXDDBSP112H	
40	31DXDDBSP134H	
45	31DXDDBSP2H	
50	31DXDDBSP214H	
50	31DXDDBSP212H	
50	31DXDDBSP234H	
50	31DXDDBSP3H	
56	31DXDDBSP312H	
56	31DXDDBSP4H	

31DXDCBSPTH — BSPT (Rc)

Tarauds machine courts filetage gaz conique conicité 1:16 — P : 75

Ø mm	REF.	TARIF €
7	31DXDCBSPT18H	
11	31DXDCBSPT14H	
12	31DXDCBSPT38H	
16	31DXDCBSPT12H	
20	31DXDCBSPT34H	
25	31DXDCBSPT1H	

31DXDBBSPTH — BSPT (Rc)

Tarauds machine courts filetage gaz conique conicité 1:16 — P : 75

Ø mm	REF.	TARIF €
8	31DXDBBSPT116H	
8	31DXDBBSPT18H	
11	31DXDBBSPT14H	
14	31DXDBBSPT38H	
18	31DXDBBSPT12H	
23	31DXDBBSPT34H	
26	31DXDBBSPT1H	
32	31DXDBBSPT114H	
38	31DXDBBSPT112H	
46	31DXDBBSPT2H	

31HXDCBSPTH — BSPT (Rc)

Tarauds machine courts filetage gaz conique conicité 1:16 — P : 75

Ø mm	REF.	TARIF €
8	31HXDCBSPT116H	
8	31HXDCBSPT18H	
11	31HXDCBSPT14H	
14	31HXDCBSPT38H	
18	31HXDCBSPT12H	
23	31HXDCBSPT34H	
26	31HXDCBSPT1H	
32	31HXDCBSPT114H	
38	31HXDCBSPT112H	
46	31HXDCBSPT2H	

31DXDCBSPPH — BSPP (Rp)

Tarauds machine courts filetage gaz ISO 7-1 DIN EN 10226-1 — P : 76

Ø mm	REF.	TARIF €
6.5	31DXDCBSPP116H	
8	31DXDCBSPP18H	
11	31DXDCBSPP14H	
14	31DXDCBSPP38H	
18	31DXDCBSPP12H	
23	31DXDCBSPP34H	
26	31DXDCBSPP1H	
32	31DXDCBSPP114H	
38	31DXDCBSPP112H	
46	31DXDCBSPP2H	

31HXDCBSPPH — BSPP (Rp)

Tarauds machine courts filetage gaz ISO 7-1 DIN EN 10226-1 — P : 76

Ø mm	REF.	TARIF €
6.5	31HXDCBSPP116H	
8	31HXDCBSPP18H	
11	31HXDCBSPP14H	
14	31HXDCBSPP38H	
18	31HXDCBSPP12H	
23	31HXDCBSPP34H	
26	31HXDCBSPP1H	
32	31HXDCBSPP114H	
38	31HXDCBSPP112H	
46	31HXDCBSPP2H	

16DXDPGH — PG (Electrique)

Taraud machine court filetage électrique DIN 40 430 — P : 77

Ø mm	REF.	TARIF €
9	16DXDPG7H	
12	16DXDPG8H	
14	16DXDPG11H	
16	16DXDPG135H	
18	16DXDPG16H	
22	16DXDPG21H	
28	16DXDPG29H	
36	16DXDPG36H	
40	16DXDPG42H	
45	16DXDPG48H	

14DXACNPTH — NPT

Tarauds machine courts filetage NPT conicité 1:16 — P : 78

Ø mm	REF.	TARIF €
7	14DXACNPT116H	
7	14DXACNPT18H	
11	14DXACNPT14H	
12	14DXACNPT38H	
16	14DXACNPT12H	
20	14DXACNPT34H	
25	14DXACNPT1H	
32	14DXACNPT11H	
36	14DXACNPT112H	
36	14DXACNPT2H	

14DXABNPTH — NPT

Tarauds machine courts filetage NPT conicité 1:16 — P : 78

Ø mm	REF.	TARIF €
7	14DXABNPT116H	
7	14DXABNPT18H	
11	14DXABNPT14H	
12	14DXABNPT38H	
16	14DXABNPT12H	
20	14DXABNPT34H	
25	14DXABNPT1H	
32	14DXABNPT11H	
36	14DXABNPT112H	
36	14DXABNPT2H	

14HXACNPTH — NPT

Tarauds machine courts filetage NPT conicité 1:16 — P : 78

Ø mm	REF.	TARIF €
7	14HXACNPT116H	
7	14HXACNPT18H	
11	14HXACNPT14H	
12	14HXACNPT38H	
16	14HXACNPT12H	
20	14HXACNPT34H	
25	14HXACNPT1H	
32	14HXACNPT11H	
36	14HXACNPT112H	
36	14HXACNPT2H	

14DXACNPTH — NPT (LH)

Tarauds machine courts coupe à gauche filetage NPT conicité 1:16 — P : 79

Ø mm	REF.	TARIF €
7	14DXACNPT18HH	
11	14DXACNPT14HH	
12	14DXACNPT38HH	
16	14DXACNPT12HH	
20	14DXACNPT34HH	
25	14DXACNPT1HH	
32	14DXACNPT114HH	
36	14DXACNPT112HH	

14DXABNPTFE — NPTF

Tarauds machine courts filetage pas gaz conique conicité 1:16 — P : 80

Ø mm	REF.	TARIF €
6.5	14DXABNPTF116E	
8	14DXABNPTF18E	
11	14DXABNPTF14E	
14	14DXABNPTF38E	
18	14DXABNPTF12E	
23	14DXABNPTF34E	
26	14DXABNPTF1E	
32	14DXABNPTF114E	
38	14DXABNPTF112E	
46	14DXABNPTF2E	

14HXACNPTFE — NPTF

Tarauds machine courts filetage pas gaz conique conicité 1:16 — P : 80

Ø mm	REF.	TARIF €
8	14HXACNPTF18E	
11	14HXACNPTF14E	
14	14HXACNPTF38E	
18	14HXACNPTF12E	
23	14HXACNPTF34E	
26	14HXACNPTF1E	

32DXACNPSE — NPS

Tarauds machine courts filetage gaz cylindrique NPS — P : 81

Ø mm	REF.	TARIF €
8	32DXACNPS116E	
8	32DXACNPS18E	
11	32DXACNPS14E	
14	32DXACNPS38E	
18	32DXACNPS12E	
23	32DXACNPS34E	
26	32DXACNPS1E	
32	32DXACNPS114E	
38	32DXACNPS112E	
46	32DXACNPS2E	

32HXACNPSE — NPS

Tarauds machine courts filetage gaz cylindrique NPS — P : 81

Ø mm	REF.	TARIF €
8	32HXACNPS116E	
8	32HXACNPS18E	
11	32HXACNPS14E	
14	32HXACNPS38E	
18	32HXACNPS12E	
23	32HXACNPS34E	

Suite de la page 6

26	32HXACNPS1E	
32	32HXACNPS114E	
38	32HXACNPS112E	
46	32HXACNPS2E	

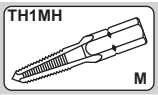

Taraud machine avec queue hexagonale 1/4" filetage métrique ISO DIN 13 P : 88

Ø Pas mm	REF.	TARIF €
3 x 0.50	TH1M3H	
3.5 x 0.60	TH1M35H	
4 x 0.70	TH1M4H	
4.5 x 0.75	TH1M45H	
5 x 0.80	TH1M5H	
5.5 x 0.85	TH1M55H	
6 x 1.00	TH1M6H	
7 x 1.00	TH1M7H	
8 x 1.25	TH1M8H	
9 x 1.25	TH1M9H	
10 x 1.50	TH1M10H	

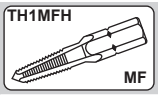

Taraud machine avec queue hexagonale 1/4" filetage métrique à pas fin ISO DIN 13 P : 89

Ø Pas mm	REF.	TARIF €
3 x 0.35	TH1MF3035H	
3.5 x 0.35	TH1MF35035H	
4 x 0.35	TH1MF4035H	
4 x 0.50	TH1MF4050H	
4.5 x 0.50	TH1MF45050H	
5 x 0.50	TH1MF5050H	
5 x 0.75	TH1MF5075H	
5.5 x 0.50	TH1MF55050H	
6 x 0.50	TH1MF6050H	
6 x 0.75	TH1MF6075H	
7 x 0.50	TH1MF7050H	
7 x 0.75	TH1MF7075H	
8 x 0.50	TH1MF8050H	
8 x 0.75	TH1MF8075H	
8 x 1.00	TH1MF8100H	
9 x 0.50	TH1MF9050H	
9 x 0.50	TH1MF9075H	
9 x 1.00	TH1MF9100H	
10 x 0.50	TH1MF10050H	
10 x 0.75	TH1MF10075H	
10 x 1.00	TH1MF10100H	
10 x 1.25	TH1MF10125H	

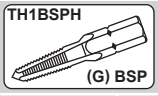

Taraud machine avec queue hexagonale 1/4" filetage pas gaz DIN ISO 228 P : 90

Ø Inch	L1 mm	REF.	TARIF €
1/8	40.5	TH1BSP18H	

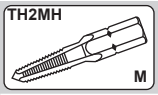

Taraud double coupe Multi-Drive filetage métrique ISO DIN 13 P : 91

Ø x Pas mm	REF.	TARIF €
11 x 1.50	TH2M11H	
12 x 1.75	TH2M12H	
14 x 2.00	TH2M14H	
16 x 2.00	TH2M16H	
18 x 2.50	TH2M18H	
20 x 2.50	TH2M20H	
22 x 2.50	TH2M22H	
24 x 3.00	TH2M24H	
27 x 3.00	TH2M27H	
30 x 3.90	TH2M30H	
33 x 3.50	TH2M33H	
36 x 4.00	TH2M36H	
39 x 4.00	TH2M39H	
42 x 4.50	TH2M42H	
45 x 4.50	TH2M45H	
48 x 5.00	TH2M48H	
52 x 5.00	TH2M52H	

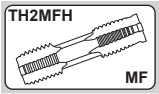

Taraud double coupe Multi-Drive filetage métrique pas fin ISO DIN 13 P : 92

Ø Pas mm	REF.	TARIF €
11 x 0,75	TH2MF11075H	
11 x 1.00	TH2MF11100H	
11 x 1.25	TH2MF11125H	
12 x 0.50	TH2MF12050H	
12 x 0.75	TH2MF12075H	
12 x 1.00	TH2MF12100H	
12 x 1.25	TH2MF12125H	
12 x 1.50	TH2MF12150H	
13 x 0.50	TH2MF13050H	
13 x 0.75	TH2MF13075H	
13 x 1.00	TH2MF13100H	
13 x 1.50	TH2MF13150H	
14 x 0.50	TH2MF14050H	
14 x 0.75	TH2MF14075H	
14 x 1.00	TH2MF14100H	
14 x 1.25	TH2MF14125H	
14 x 1.50	TH2MF14150H	
15 x 0.75	TH2MF15075H	
15 x 1.00	TH2MF15100H	
15 x 1.50	TH2MF15150H	
16 x 0.50	TH2MF16050H	
16 x 0.75	TH2MF16075H	
16 x 1.00	TH2MF16100H	
16 x 1.25	TH2MF16125H	
16 x 1.50	TH2MF16150H	
17 x 1.00	TH2MF17100H	
17 x 1.50	TH2MF17150H	
18 x 0.50	P93 TH2MF18050H	
18 x 0.75	TH2MF18075H	
18 x 1.00	TH2MF18100H	
18 x 1.25	TH2MF18125H	
18 x 1.50	TH2MF18150H	
18 x 2.00	TH2MF18200H	
19 x 1.00	TH2MF19100H	
19 x 1.50	TH2MF19150H	
20 x 0.50	TH2MF20050H	
20 x 0.75	TH2MF20075H	
20 x 1.00	TH2MF20100H	
20 x 1.25	TH2MF20125H	
20 x 1.50	TH2MF20150H	
20 x 2.00	TH2MF20200H	
21 x 1.00	TH2MF21100H	
21 x 1.50	TH2MF21150H	
22 x 0.50	TH2MF22050H	
22 x 0.75	TH2MF22075H	
22 x 1.00	TH2MF22100H	
22 x 1.25	TH2MF22125H	
22 x 1.50	TH2MF22150H	
22 x 2.00	TH2MF22200H	
23 x 1.00	TH2MF23100H	
23 x 1.50	TH2MF23150H	
24 x 0.50	TH2MF24050H	
24 x 0,75	TH2MF24075H	
24 x 1.00	TH2MF24100H	
24 x 1,25	TH2MF24125H	
24 x 1.50	TH2MF24150H	
24 x 2.00	TH2MF24200H	
25 x 1.00	TH2MF25100H	
25 x 1.50	TH2MF25150H	
26 x 1.00	TH2MF26100H	
26 x 1.50	TH2MF26150H	
26 x 2.00	TH2MF26200H	
27 x 1.00	TH2MF27100H	
27 x 1.50	TH2MF27150H	
27 x 2.00	TH2MF27200H	
28 x 1.00	TH2MF28100H	
28 x 1.50	TH2MF28150H	
28 x 2.00	TH2MF28200H	
29 x 1.50	TH2MF29150H	
30 x 1.00	TH2MF30100H	
30 x 1.50	TH2MF30150H	
30 x 2.00	TH2MF30200H	
30 x 2.50	TH2MF30250H	
30 x 3.00	TH2MF30300H	
32 x 1.00	TH2MF32100H	
32 x 1.50	TH2MF32150H	
32 x 2.00	TH2MF32200H	
32 x 3.00	TH2MF32300H	
33 x 1.50	TH2MF33150H	
33 x 2.00	TH2MF33200H	
33 x 3.00	TH2MF33300H	
34 x 1.00	TH2MF34100H	
34 x 1.50	TH2MF34150H	
34 x 2.00	TH2MF34200H	
35 x 1.00	TH2MF35100H	
35 x 1.50	TH2MF35150H	
35 x 2.00	TH2MF35200H	
36 x 1.00	TH2MF36100H	
36 x 1.50	TH2MF36150H	
36 x 2.00	TH2MF36200H	
36 x 3.00	TH2MF36300H	
38 x 1.00	TH2MF38100H	
38 x 1.50	TH2MF38150H	
38 x 2.00	TH2MF38200H	
38 x 3.00	TH2MF38300H	
39 x 1.50	TH2MF39150H	
39 x 2.00	TH2MF39200H	
39 x 3.00	TH2MF39300H	
40 x 1.00	TH2MF40100H	
40 x 1.50	TH2MF40150H	
40 x 2.00	TH2MF40200H	
42 x 1.00	TH2MF42100H	
42 x 1.50	TH2MF42150H	
42 x 2.00	TH2MF42200H	
42 x 3.00	TH2MF42300H	
44 x 1.50	TH2MF44150H	
44 x 2.00	TH2MF44200H	
45 x 1.00	TH2MF45100H	
45 x 1.50	TH2MF45150H	
45 x 2.00	TH2MF45200H	
45 x 3.00	TH2MF45300H	
46 x 1.50	TH2MF46150H	
48 x 1.00	TH2MF48100H	
48 x 1.50	TH2MF48150H	
48 x 2.00	TH2MF48200H	
48 x 3.00	TH2MF48300H	
50 x 1.50	TH2MF50150H	
50 x 2.00	TH2MF50200H	
50 x 3.00	TH2MF50300H	
52 x 1.50	TH2MF52150H	
52 x 2.00	TH2MF52200H	
52 x 3.00	TH2MF52300H	
63 x 1.50	TH2MF63150H	

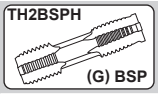

Taraud double coupe multi-drive filetage Gaz DIN ISO 228 P : 94

Ø Inch	L1 mm	REF.	TARIF €
1/4	2.00	TH2BSP14H	
3/8	1.00	TH2BSP38H	
1/2	1.50	TH2BSP12H	
3/4	2.00	TH2BSP34H	
1	3.00	TH2BSP1H	
11/4	1.50	TH2BSP114H	
11/2	2.00	TH2BSP112H	
2	1.00	TH2BSP2H	

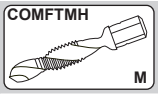

Outis combinés foret, taraud, chanfrein avec queue hexagonale 1/4" P : 95

Ø Pas mm	REF.	TARIF €
3 x 0.50	COMFTM3H	
4 x 0.70	COMFTM4H	
5 x 0.80	COMFTM5H	
6 x 1.00	COMFTM6H	
8 x 1.25	COMFTM8H	
10 x 1.50	COMFTM10H	

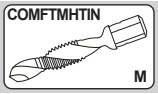

Outis combinés foret, taraud, chanfrein avec queue hexagonale 1/4" P : 95

Ø Pas mm	REF.	TARIF €
3 x 0.50	COMFTM3HTIN	
4 x 0.70	COMFTM4HTIN	
5 x 0.80	COMFTM5HTIN	
6 x 1.00	COMFTM6HTIN	
8 x 1.25	COMFTM8HTIN	
10 x 1.50	COMFTM10HTIN	

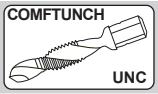

Outis combinés foret, taraud, chanfrein avec queue hexagonale 1/4" P : 96

Pouce / Inch Ø Nb filets	REF.	TARIF €
Nr 4 x 40	COMFTUNCN4H	
Nr 5 x 40	COMFTUNCN5H	
Nr 6 x 32	COMFTUNCN6H	
Nr 8 x 3	COMFTUNCN8H	
Nr 10 x 24	COMFTUNCN10H	
Nr 12 x 24	COMFTUNCN12H	
1/4 x 20	COMFTUNC14H	
5/16 x 18	COMFTUNC516H	
3/8 x 16	COMFTUNC38H	

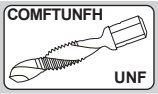

Outis combinés foret, taraud, chanfrein avec queue hexagonale 1/4" P : 96

Pouce / Inch Ø Nb filets	REF.	TARIF €
Nr 4 x 40	COMFTUNFN4H	
Nr 5 x 40	COMFTUNFN5H	
Nr 6 x 32	COMFTUNFN6H	
Nr 8 x 3	COMFTUNFN8H	
Nr 10 x 24	COMFTUNFN10H	
Nr 12 x 24	COMFTUNFN12H	

Suite de la page 7

14	COMFTUNF14H	
516	COMFTUNF516H	
38	COMFTUNF38H	

Box 4T métrique pour perçage, taraudage et chanfreinage

P : 97

M	REF.	TARIF €
3	BOX4TM3H	
4	BOX4TM4H	
5	BOX4TM5H	
6	BOX4TM6H	
8	BOX4TM8H	
10	BOX4TM10H	

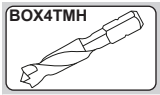

Foret pour le bois queue hexagonale 1/4"

P : 98

Ø	REF.	TARIF €
3	FPB3H	
4	FPB4H	
5	FPB5H	
6	FPB6H	
8	FPB8H	
10	FPB10H	

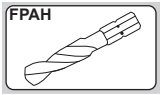

Foret pour aciers avec queue hexagonale 1/4"

P : 99

Ø mm	L1 mm	REF.	TARIF €
1	32	FPA1H	
1.5	32	FPA15H	
2	34	FPA2H	
2.5	36	FPA25H	
3	38	FPA3H	
3.3	40	FPA33H	
3.5	40	FPA35H	
4	44	FPA4H	
4.2	45	FPA42H	
4.5	46	FPA45H	
5.0	50	FPA50H	
5.5	50	FPA55H	
6	50	FPA6H	
6.5	50	FPA65H	
6.8	50	FPA68H	
7	50	FPA7H	
7.5	51	FPA75H	
8	51	FPA8H	
8.5	53	FPA85H	
9	53	FPA9H	
9.5	54	FPA95H	
10	54	FPA10H	
10.2	54	FPA102H	

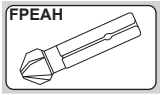

Fraise à ébavurer 90° avec queue hexagonale 1/4"

P : 99

Ø mm	L1 mm	REF.	TARIF €
6.3	31	FREA63H	
8.3	31	FREA83H	
10.4	34	FREA104H	
12.4	35	FREA124H	
16.5	40	FREA165H	
20.5	41	FREA205H	

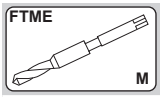

Foret Taraudeur machine queue cylindrique filetage métrique ISO DIN 13

P : 100

Ø x Pas mm	REF.	TARIF €
3 x 0.50	FTM3E	
4 x 0.70	FTM4E	
5 x 0.80	EFTM5E	
6 x 1.00	FTM 6E	
8 x 1.25	FTM8E	
10 x 1.50	FTM10E	
12 x 1.75	FTM12E	
SET		
M 3 - 4 - 5 - 6 - 8 - 10 - 12	SETFTM3-12E	



Foret taraudeur machine queue cylindrique filetage BSW ISO DIN 13

P : 101

Ø x Pas mm	REF.	TARIF €
1/8 x 40	FTBSW18E	
5/32 x 32	FTBSW532E	
3/16 x 24	FTBSW316E	
1/4 x 20	FTBSW14E	
5/16 x 18	FTBSW516E	
3/8 x 16	FTBSW38E	
1/2 x 12	FTBSW12E	
SET		
BSW 1/8 - 5/32 - 3/16 - 1/4 - 5/16 - 3/8 - 1/2	SETFTBSW18-12E	

2 Box foret + taraud machine filetage métrique ISO DIN 13

P : 109

Ø x Pas mm	REF.	TARIF €
3 x 0.50	2BOXFTMDBM3E	
4 x 0.70	2BOXFTMDBM4E	
5 x 0.80	2BOXFTMDBM5E	
6 x 1.00	2BOXFTMDBM6E	
8 x 1.25	2BOXFTMDBM8E	
10 x 1.50	2BOXFTMDBM10E	
12 x 1.75	2BOXFTMDBM12E	
14 x 2.00	2BOXFTMDBM14E	
16 x 2.00	2BOXFTMDBM16E	

2 Box foret + taraud machine filetage métrique ISO DIN 13

P : 109

Ø x Pas mm	REF.	TARIF €
3 x 0.50	2BOXFTMDCHXM3H	
4 x 0.70	2BOXFTMDCHXM4H	
5 x 0.80	2BOXFTMDCHXM5H	
6 x 1.00	2BOXFTMDCHXM6H	
8 x 1.25	2BOXFTMDCHXM8H	
10 x 1.50	2BOXFTMDCHXM10H	
12 x 1.75	2BOXFTMDCHXM12H	
14 x 2.00	2BOXFTMDCHXM14H	
16 x 2.00	2BOXFTMDCHXM16H	

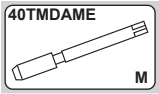

Taraud machine filetage métrique ISO DIN 13

P : 110

Ø x Pas mm	REF.	TARIF €
2 x 0.40	40TMDAM2E	
2.3 x 0.40	40TMDAM23E	
2.5 x 0.45	40TMDAM25E	
2.6 x 0.45	40TMDAM26E	
3 x 0.50	40TMDAM3E	
4 x 0.70	40TMDAM4E	
5 x 0.80	40TMDAM5E	
6 x 1.00	40TMDAM6E	
8 x 1.25	40TMDAM8E	
10 x 1.50	40TMDAM10E	

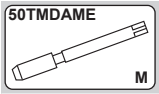

Taraud machine filetage métrique ISO DIN 13

P : 110

Ø x Pas mm	REF.	TARIF €
2 x 0.40	50TMDAM2E	
3 x 0.40	50TMDAM3E	
4 x 0.70	50TMDAM4E	
5 x 0.80	50TMDAM5E	
6 x 1.00	50TMDAM6E	
8 x 1.25	50TMDAM8E	
10 x 1.50	50TMDAM10E	
12 x 1.75	50TMDAM12E	
14 x 2.00	50TMDAM14E	
16 x 2.00	50TMDAM16E	
18 x 2.50	50TMDAM18E	
20 x 2.50	50TMDAM20E	
22 x 2.50	50TMDAM22E	
24 x 3.00	50TMDAM24E	
27 x 3.00	50TMDAM27E	
30 x 3.50	50TMDAM30E	
SET		
M 3 - 4 - 5 - 6 - 8 - 10 - 12	SETTMDAM3-12E	

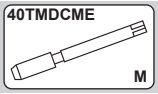

Taraud machine filetage métrique ISO DIN 13

P : 112

Ø x Pas mm	REF.	TARIF €
2 x 0.40	40TMDCM2E	
2.3 x 0.40	40TMDCM23E	
2.5 x 0.45	40TMDCM25E	
2.6 x 0.45	40TMDCM26E	
3 x 0.50	40TMDCM3E	
3.5 x 0.60	40TMDCM35E	
4 x 0.70	40TMDCM4E	
5 x 0.80	40TMDCM5E	
6 x 1.00	40TMDCM6E	
7 x 1.00	40TMDCM7E	
8 x 1.25	40TMDCM8E	
10 x 1.50	40TMDCM10E	

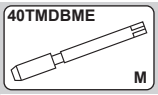

Taraud machine filetage métrique ISO DIN 13

P : 114

Ø x Pas mm	REF.	TARIF €
1 x 0.25	40TMDBME	
1.1 x 0.25	40TMDBME	
1.2 x 0.25	40TMDBME	
1.4 x 0.30	40TMDBME	
1.6 x 0.35	40TMDBME	
1.7 x 0.35	40TMDBME	
1.8 x 0.35	40TMDBME	
2 x 0.40	40TMDBME	
2.5 x 0.45	40TMDBME	
3 x 0.50	40TMDBME	
3.5 x 0.60	40TMDBME	
4 x 0.70	40TMDBME	
5 x 0.80	40TMDBME	
6 x 1.00	40TMDBME	
7 x 1.00	40TMDBME	
8 x 1.25	40TMDBME	
10 x 1.50	40TMDBME	

Taraud machine filetage métrique ISO DIN 13

P : 114

Ø x Pas mm	REF.	TARIF €
3 x 0.50	40TMDBM3EVAPO	
4 x 0.70	40TMDBM4EVAPO	
5 x 0.80	40TMDBM5EVAPO	
6 x 1.00	40TMDBM6EVAPO	
8 x 1.25	40TMDBM8EVAPO	
10 x 1.50	40TMDBM10EVAPO	

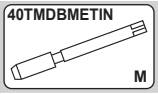

Taraud machine filetage métrique ISO DIN 13

P : 115

Ø x Pas mm	REF.	TARIF €
3 x 0.50	40TMDBM3ETIN	
4 x 0.70	40TMDBM4ETIN	
5 x 0.80	40TMDBM5ETIN	
6 x 1.00	40TMDBM6ETIN	
8 x 1.25	40TMDBM8ETIN	
10 x 1.50	40TMDBM10ETIN	

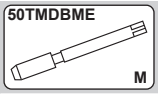

Taraud machine filetage métrique ISO DIN 13

P : 116

Ø x Pas mm	REF.	TARIF €
3 x 0.50	50TMDBM3E	
4 x 0.70	50TMDBM4E	
5 x 0.80	50TMDBM5E	
6 x 1.00	50TMDBM6E	
8 x 1.25	50TMDBM8E	
9 x 1.25	50TMDBM9E	
10 x 1.50	50TMDBM10E	
12 x 1.75	50TMDBM12E	
14 x 2.00	50TMDBM14E	
16 x 2.00	50TMDBM16E	
18 x 2.50	50TMDBM18E	
20 x 2.50	50TMDBM20E	
22 x 2.50	50TMDBM22E	
24 x 3.00	50TMDBM24E	

Suite de la page 8

27 x 3.00	50TMDBM27E	
30 x 3.50	50TMDBM30E	
33 x 3.50	50TMDBM33E	
36 x 4.00	50TMDBM36E	
39 x 4.00	50TMDBM39E	
42 x 4.50	50TMDBM42E	
45 x 4.50	50TMDBM45E	
48 x 5.00	50TMDBM48E	
52 x 5.00	50TMDBM52E	

Taraud machine filetage métrique ISO DIN 13 — P : 116

Ø x Pas mm	REF.	TARIF €
12 x 1.75	50TMDBM12EVAPO	
14 x 2.00	50TMDBM14EVAPO	
16 x 2.00	50TMDBM16EVAPO	
18 x 2.50	50TMDBM18EVAPO	
20 x 2.50	50TMDBM20EVAPO	

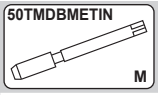

Taraud machine filetage métrique ISO DIN 13 — P : 117

Ø x Pas mm	REF.	TARIF €
12 x 1.75	50TMDBM12ETIN	
14 x 2.00	50TMDBM14ETIN	
16 x 2.00	50TMDBM16ETIN	
18 x 2.50	50TMDBM18ETIN	
20 x 2.50	50TMDBM20ETIN	

Taraud machine filetage métrique ISO DIN 13 — P : 118

Ø x Pas mm	REF.	TARIF €
1 x 0.25	40TMDCHXM1E	
1.1 x 0.25	40TMDCHXM11E	
1.2 x 0.25	40TMDCHXM12E	
1.4 x 0.30	40TMDCHXM14E	
1.6 x 0.35	40TMDCHXM16E	
1.7 x 0.35	40TMDCHXM17E	
1.8 x 0.35	40TMDCHXM18E	
2 x 0.40	40TMDCHXM2E	
2.5 x 0.45	40TMDCHXM25E	
3 x 0.50	40TMDCHXM3E	
3.5 x 0.60	40TMDCHXM35E	
4 x 0.70	40TMDCHXM4E	
5 x 0.80	40TMDCHXM5E	
6 x 1.00	40TMDCHXM6E	
7 x 1.00	40TMDCHXM7E	
8 x 1.25	40TMDCHXM8E	
10 x 1.50	40TMDCHXM10E	

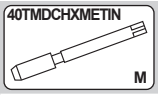

Taraud machine filetage métrique ISO DIN 13 — P : 119

Ø x Pas mm	REF.	TARIF €
3 x 0.50	40TMDCHXM3ETIN	
4 x 0.70	40TMDCHXM4ETIN	
5 x 0.80	40TMDCHXM5ETIN	
6 x 1.00	40TMDCHXM6ETIN	
8 x 1.25	40TMDCHXM8ETIN	
10 x 1.50	40TMDCHXM10ETIN	

Taraud machine filetage métrique ISO DIN 13 — P : 120

Ø x Pas mm	REF.	TARIF €
3 x 0.50	50TMDCHXM3E	
4 x 0.70	50TMDCHXM4E	
5 x 0.80	50TMDCHXM4E	
6 x 1.00	50TMDCHXM6E	
8 x 1.25	50TMDCHXM8E	
10 x 1.50	50TMDCHXM10E	
12 x 1.75	50TMDCHXM12E	
14 x 2.00	50TMDCHXM14E	
16 x 2.00	50TMDCHXM16E	
18 x 2.50	50TMDCHXM18E	
20 x 2.50	50TMDCHXM20E	
22 x 2.50	50TMDCHXM22E	
24 x 3.00	50TMDCHXM24E	
27 x 3.00	50TMDCHXM27E	
30 x 3.50	50TMDCHXM30E	
33 x 3.50	50TMDCHXM33E	
36 x 4.00	50TMDCHXM36E	
39 x 4.00	50TMDCHXM39E	
42 x 4.50	50TMDCHXM42E	
45 x 4.50	50TMDCHXM45E	
48 x 5.00	50TMDCHXM48E	
52 x 5.00	50TMDCHXM52E	

Taraud machine filetage métrique ISO DIN 13 — P : 120

Ø x Pas mm	REF.	TARIF €
12 x 1.75	50TMDCHXM12EVAPO	
14 x 2.00	50TMDCHXM14EVAPO	
16 x 2.00	50TMDCHXM16EVAPO	
18 x 2.50	50TMDCHXM18EVAPO	
20 x 2.50	50TMDCHXM20EVAPO	
22 x 2.50	50TMDCHXM22EVAPO	

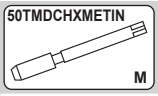

Taraud machine filetage métrique ISO DIN 13 — P : 121

Ø x Pas mm	REF.	TARIF €
12 x 1.75	50TMDCHXM12ETIN	
14 x 2.00	50TMDCHXM14ETIN	
16 x 2.00	50TMDCHXM16ETIN	
18 x 2.50	50TMDCHXM18ETIN	
20 x 2.50	50TMDCHXM20ETIN	
22 x 2.50	50TMDCHXM22ETIN	

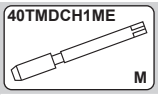

Taraud machine filetage métrique ISO DIN 13 — P : 122

Ø x Pas mm	REF.	TARIF €
3 x 0.50	40TMDCH1M3E	
3.5 x 0.60	40TMDCH1M35E	
4 x 0.70	40TMDCH1M4E	
5 x 0.80	40TMDCH1M5E	
6 x 1.00	40TMDCH1M6E	
7 x 1.00	40TMDCH1M7E	
8 x 1.25	40TMDCH1M8E	
10 x 1.50	40TMDCH1M10E	

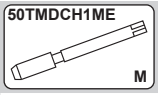

Taraud machine filetage métrique ISO DIN 13 — P : 122

Ø x Pas mm	REF.	TARIF €
3 x 0.50	50TMDCH1M3E	
4 x 0.70	50TMDCH1M4E	
5 x 0.80	50TMDCH1M5E	
6 x 1.00	50TMDCH1M6E	
8 x 1.25	50TMDCH1M8E	
10 x 1.50	50TMDCH1M10E	
12 x 1.75	50TMDCH1M12E	
14 x 2.00	50TMDCH1M14E	
16 x 2.00	50TMDCH1M16E	
18 x 2.50	50TMDCH1M18E	
20 x 2.50	50TMDCH1M20E	
22 x 2.50	50TMDCH1M22E	
24 x 3.00	50TMDCH1M24E	

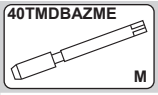

Taraud machine filetage métrique ISO DIN 13 — P : 123

Ø x Pas mm	REF.	TARIF €
3 x 0.50	40TMDBAZM3E	
4 x 0.70	40TMDBAZM4E	
5 x 0.80	40TMDBAZM5E	
6 x 1.00	40TMDBAZM6E	
8 x 1.25	40TMDBAZM8E	
10 x 1.50	40TMDBAZM10E	

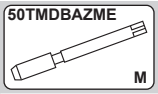

Taraud machine filetage métrique ISO DIN 13 — P : 123

Ø x Pas mm	REF.	TARIF €
3 x 0.50	50TMDBAZM3E	
4 x 0.70	50TMDBAZM4E	
5 x 0.80	50TMDBAZM5E	
6 x 1.00	50TMDBAZM6E	
8 x 1.25	50TMDBAZM8E	
10 x 1.50	50TMDBAZM10E	
12 x 1.75	50TMDBAZM12E	
14 x 2.00	50TMDBAZM14E	
16 x 2.00	50TMDBAZM16E	
18 x 2.50	50TMDBAZM18E	
20 x 2.50	50TMDBAZM20E	
22 x 2.50	50TMDBAZM22E	
24 x 3.00	50TMDBAZM24E	

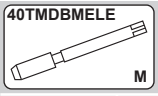

Taraud machine extra-long filetage métrique ISO DIN 13 — P : 124

Ø x Pas mm	REF.	TARIF €
100 mm	**DIN 371**	
3 x 0.50	40TMDBM3EL100E	
4 x 0.70	40TMDBM4EL100E	
5 x 0.80	40TMDBM5EL100E	
6 x 1.00	40TMDBM6EL100E	
8 x 1.25	40TMDBM8EL100E	
10 x 1.50	40TMDBM10EL100E	
12 x 1.75	40TMDBM12EL100E	
120 mm	**DIN 371**	
4 x 0.70	40TMDBM4EL120E	
5 x 0.80	40TMDBM5EL120E	
6 x 1.00	40TMDBM6EL120E	
8 x 1.25	40TMDBM8EL120E	
10 x 1.50	40TMDBM10EL120E	
12 x 1.75	40TMDBM12EL120E	
150 mm	**DIN 371**	
4 x 0.70	40TMDBM4EL150E	
5 x 0.80	40TMDBM5EL150E	
6 x 1.00	40TMDBM6EL150E	
8 x 1.25	40TMDBM8EL150E	
10 x 1.50	40TMDBM10EL150E	
12 x 1.75	40TMDBM12EL150E	

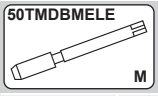

Taraud machine extra-long filetage métrique ISO DIN 13 — P : 124

Ø x Pas mm	REF.	TARIF €
150 mm	**DIN 376**	
4 x 0.70	50TMDBM4EL150E	
5 x 0.80	50TMDBM5EL150E	
6 x 1.00	50TMDBM6EL150E	
8 x 1.25	50TMDBM8EL150E	
10 x 1.50	50TMDBM10EL150E	
12 x 1.75	50TMDBM12EL150E	

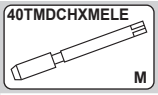

Taraud machine extra-long filetage métrique ISO DIN 13 — P : 125

Ø x Pas mm	REF.	TARIF €
100 mm	**DIN 371**	
3 x 0.50	40TMDCHXM3EL100E	
4 x 0.70	40TMDCHXM4EL100E	
5 x 0.80	40TMDCHXM5EL100E	
6 x 1.00	40TMDCHXM6EL100E	
8 x 1.25	40TMDCHXM8EL100E	
10 x 1.50	40TMDCHXM10EL100E	
12 x 1.75	40TMDCHXM12EL100E	
120 mm	**DIN 371**	
4 x 0.70	40TMDCHXM4EL120E	
5 x 0.80	40TMDCHXM5EL120E	
6 x 1.00	40TMDCHXM6EL120E	
8 x 1.25	40TMDCHXM8EL120E	
10 x 1.50	40TMDCHXM10EL120E	
12 x 1.75	40TMDCHXM12EL120E	
150 mm	**DIN 371**	
4 x 0.70	40TMDCHXM4EL150E	
5 x 0.80	40TMDCHXM5EL150E	
6 x 1.00	40TMDCHXM6EL150E	
8 x 1.25	40TMDCHXM8EL150E	
10 x 1.50	40TMDCHXM10EL150E	
12 x 1.75	40TMDCHXM12EL150E	

Suite de la page 9

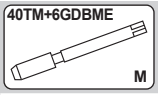

Taraud machine majoré filetage métrique ISO DIN 13 — P : 125

Ø x Pas mm	REF.	TARIF €
+ 6G Majoré / Over size		DIN 371
2.5 x 0.45	40TM+6GDBM25E	
3 x 0.50	40TM+6GDBM3E	
4 x 0.70	40TM+6GDBM4E	
5 x 0.80	40TM+6GDBM5E	
6 x 1.00	40TM+6GDBM6E	
8 x 1.25	40TM+6GDBM8E	
10 x 1.50	40TM+6GDBM10E	

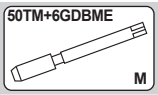

Taraud machine majoré filetage métrique ISO DIN 13 — P : 126

Ø x Pas mm	REF.	TARIF €
+ 6G Majoré / Over size		DIN 376
12 x 1.75	50TM+6GDBM12E	
14 x 2.00	50TM+6GDBM14E	
16 x 2.00	50TM+6GDBM16E	
18 x 2.50	50TM+6GDBM18E	
20 x 2.50	50TM+6GDBM20E	

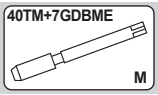

Taraud machine majoré filetage métrique ISO DIN 13 — P : 126

Ø x Pas mm	REF.	TARIF €
+ 7G Majoré / Over size		DIN 371
3 x 0.50	40TM+7GDBM3E	
4 x 0.70	40TM+7GDBM4E	
5 x 0.80	40TM+7GDBM5E	
6 x 1.00	40TM+7GDBM6E	
8 x 1.25	40TM+7GDBM8E	
10 x 1.50	40TM+7GDBM10E	

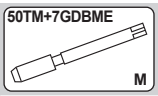

Taraud machine majoré filetage métrique ISO DIN 13 — P : 126

Ø x Pas mm	REF.	TARIF €
+ 7G Majoré / Over size		DIN 376
12 x 1.75	50TM+7GDBM12E	

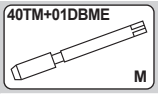

Taraud machine majoré filetage métrique ISO DIN 13 — P : 126

Ø x Pas mm	REF.	TARIF €
+ 0,1mm Majoré / Over size		DIN 371
3 x 0.50	40TM+01DBM3E	
4 x 0.70	40TM+01DBM4E	
5 x 0.80	40TM+01DBM5E	
6 x 1.00	40TM+01DBM6E	
8 x 1.25	40TM+01DBM8E	
10 x 1.50	40TM+01DBM10E	

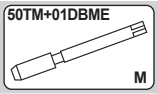

Taraud machine majoré filetage métrique ISO DIN 13 — P : 126

Ø x Pas mm	REF.	TARIF €
+ 0,1mm Majoré / Over size		DIN 376
12 x 1.75	50TM+01DBM12E	

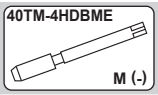

Taraud machine minoré filetage métrique ISO DIN 13 — P : 127

Ø x Pas mm	REF.	TARIF €
- 4H Minoré / undersize		DIN 371
3 x 0.50	40TM-4HDBM3E	
4 x 0.70	40TM-4HDBM4E	
5 x 0.80	40TM-4HDBM5E	
6 x 1.00	40TM-4HDBM6E	
8 x 1.25	40TM-4HDBM8E	
10 x 1.50	40TM-4HDBM10E	

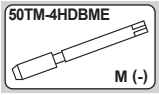

Taraud machine minoré filetage métrique ISO DIN 13 — P : 127

Ø x Pas mm	REF.	TARIF €
- 4H Minoré / undersize		DIN 376
12 x 1.75	50TM-4HDBM12E	
14 x 2.00	50TM-4HDBM14E	
16 x 2.00	50TM-4HDBM16E	

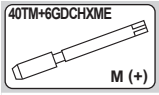

Taraud machine hélicoïdal majoré filetage métrique ISO DIN 13 — P : 128

Ø x Pas mm	REF.	TARIF €
+ 6G Majoré / Over size		DIN 371
3 x 0.50	40TM+6GDCHXM3E	
4 x 0.70	40TM+6GDCHXM4E	
5 x 0.80	40TM+6GDCHXM5E	
6 x 1.00	40TM+6GDCHXM6E	
8 x 1.25	40TM+6GDCHXM8E	
10 x 1.50	40TM+6GDCHXM10E	

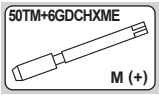

Taraud machine hélicoïdal majoré filetage métrique ISO DIN 13 — P : 128

Ø x Pas mm	REF.	TARIF €
+ 6G Majoré / Over size		DIN 376
12 x 1.75	50TM+6GDCHXM12E	
14 x 2.00	50TM+6GDCHXM14E	
16 x 2.00	50TM+6GDCHXM16E	
18 x 2.50	50TM+6GDCHXM18E	
20 x 2.50	50TM+6GDCHXM20E	

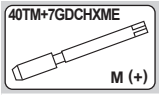

Taraud machine hélicoïdal majoré filetage métrique ISO DIN 13 — P : 128

Ø x Pas mm	REF.	TARIF €
+ 7G Majoré / Over size		DIN 371
3 x 0.50	40TM+7GDCHXM3E	
4 x 0.70	40TM+7GDCHXM4E	
5 x 0.80	40TM+7GDCHXM5E	
6 x 1.00	40TM+7GDCHXM6E	
8 x 1.25	40TM+7GDCHXM8E	
10 x 1.50	40TM+7GDCHXM10E	

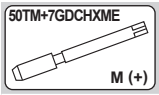

Taraud machine hélicoïdal majoré filetage métrique ISO DIN 13 — P : 128

Ø x Pas mm	REF.	TARIF €
+ 7G Majoré / Over size		DIN 376
12 x 1.75	50TM+7GDCHXM12E	

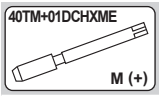

Taraud machine hélicoïdal majoré filetage métrique ISO DIN 13 — P : 128

Ø x Pas mm	REF.	TARIF €
+ 0,1mm Majoré / Over size		DIN 371
3 x 0.50	40TM+01DCHXM3E	
4 x 0.70	40TM+01DCHXM4E	
5 x 0.80	40TM+01DCHXM5E	
6 x 1.00	40TM+01DCHXM6E	
8 x 1.25	40TM+01DCHXM8E	
10 x 1.50	40TM+01DCHXM10E	

Taraud machine hélicoïdal majoré filetage métrique ISO DIN 13 — P : 128

Ø x Pas mm	REF.	TARIF €
+ 0,1mm Majoré / Over size		DIN 376
12 x 1.75	50TM+01DCHXM12E	

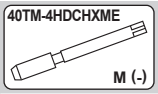

Taraud machine minoré filetage métrique ISO DIN 13 — P : 129

Ø x Pas mm	REF.	TARIF €
- 4H / DIN 371		
3 x 0.50	40TM-4HDCHXM3E	
4 x 0.70	40TM-4HDCHXM4E	
5 x 0.80	40TM-4HDCHXM5E	
6 x 1.00	40TM-4HDCHXM6E	
8 x 1.25	40TM-4HDCHXM8E	
10 x 1.50	40TM-4HDCHXM10E	

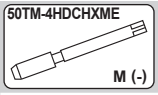

Taraud machine minoré filetage métrique ISO DIN 13 — P : 129

Ø x Pas mm	REF.	TARIF €
- 4H / DIN 376		
12 x 1.75	50TM-4HDCHXM12E	
14 x 2.00	50TM-4HDCHXM14E	
16 x 2.00	50TM-4HDCHXM16E	

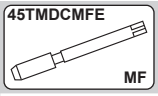

Taraud machine filetage métrique pas fin ISO DIN 13 — P : 130

Ø Pas mm	REF.	TARIF €
4 x 0.35	45TMDCMF4035E	
5 x 0.50	45TMDCMF5050E	
6 x 0.75	45TMDCMF6075E	
8 x 0.75	45TMDCMF8075E	
8 x 1.00	45TMDCMF8100E	
10 x 1.00	45TMDCMF10100E	
10 x 1.25	45TMDCMF10125E	
12 x 1.00	45TMDCMF12100E	
12 x 1.25	45TMDCMF12125E	
12 x 1.50	45TMDCMF12150E	
14 x 1.00	45TMDCMF14100E	
14 x 1.25	45TMDCMF14125E	
14 x 1.50	45TMDCMF14150E	
16 x 1.00	45TMDCMF16100E	
16 x 1.50	45TMDCMF16150E	
18 x 1.00	45TMDCMF18100E	
18 x 1.50	45TMDCMF18150E	
18 x 2.00	45TMDCMF18200E	
20 x 1.00	45TMDCMF20100E	
20 x 1.25	45TMDCMF20125E	
20 x 1.50	45TMDCMF20150E	
20 x 2.00	45TMDCMF20200E	
22 x 1.00	45TMDCMF22100E	
22 x 1.50	45TMDCMF22150E	
22 x 2.00	45TMDCMF22200E	
24 x 1.00	45TMDCMF24100E	
24 x 1.50	45TMDCMF24150E	
24 x 2.00	45TMDCMF24200E	
25 x 1.00	45TMDCMF25100E	
26 x 1.50	45TMDCMF26150E	
27 x 1.50	45TMDCMF27150E	
27 x 2.00	45TMDCMF27200E	
28 x 1.50	45TMDCMF28150E	
30 x 1.50	45TMDCMF30150E	
30 x 2.00	45TMDCMF30200E	
32 x 1.50	45TMDCMF32150E	
32 x 2.00	45TMDCMF32200E	
33 x 2.00	45TMDCMF33200E	
35 x 1.50	45TMDCMF35150E	
36 x 1.50	45TMDCMF36150E	
36 x 2.00	45TMDCMF36200E	
38 x 1.50	45TMDCMF38150E	
40 x 1.50	45TMDCMF40150E	
42 x 1.50	45TMDCMF42150E	
45 x 1.50	45TMDCMF45150E	
48 x 1.50	45TMDCMF48150E	
50 x 1.50	45TMDCMF50150E	
52 x 1.50	45TMDCMF52150E	

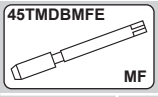

Taraud machine filetage métrique pas fin ISO DIN 13 — P : 132

Ø Pas mm	REF.	TARIF €
3 x 0.35	45TMDBMF3035E	
4 x 0.35	45TMDBMF4035E	
4 x 0.50	45TMDBMF4050E	
5 x 0.50	45TMDBMF5050E	
5 x 0.75	45TMDBMF5075E	
6 x 0.50	45TMDBMF6050E	
6 x 0.75	45TMDBMF6075E	
7 x 0.75	45TMDBMF7075E	
8 x 0.50	45TMDBMF8050E	
8 x 0.75	45TMDBMF8075E	

Suite de la page 10

8	x 1.00	45TMDBMF8100E	
9	x 0.75	45TMDBMF9075E	
9	x 1.00	45TMDBMF9100E	
10	x 0.75	45TMDBMF10075E	
10	x 1.00	45TMDBMF10100E	
10	x 1.25	45TMDBMF10125E	
11	x 1.00	45TMDBMF11100E	
11	x 1.25	45TMDBMF11125E	
12	x 0.75	45TMDBMF12075E	
12	x 1.00	45TMDBMF12100E	
12	x 1.25	45TMDBMF12125E	
12	x 1.50	45TMDBMF12150E	
13	x 1.00	45TMDBMF13100E	
13	x 1.50	45TMDBMF13150E	
14	x 0.75	45TMDBMF14075E	
14	x 1.00	45TMDBMF14100E	
14	x 1.25	45TMDBMF14125E	
14	x 1.50	45TMDBMF14150E	
15	x 1.00	45TMDBMF15100E	
15	x 1.50	45TMDBMF15150E	
16	x 1.00	P133 45TMDBMF16100E	
16	x 1.25	45TMDBMF16125E	
16	x 1.50	45TMDBMF16150E	
18	x 1.00	45TMDBMF18100E	
18	x 1.25	45TMDBMF18125E	
18	x 1.50	45TMDBMF18150E	
18	x 2.00	45TMDBMF18200E	
20	x 1.00	45TMDBMF20100E	
20	x 1.25	45TMDBMF20125E	
20	x 1.50	45TMDBMF20150E	
20	x 2.00	45TMDBMF20200E	
21	x 1.50	45TMDBMF21150E	
22	x 1.00	45TMDBMF22100E	
22	x 1.25	45TMDBMF22125E	
22	x 1.50	45TMDBMF22150E	
22	x 2.00	45TMDBMF22200E	
23	x 1.50	45TMDBMF23150E	
24	x 1.00	45TMDBMF24100E	
24	x 1.25	45TMDBMF24125E	
24	x 1.50	45TMDBMF24150E	
24	x 2.00	45TMDBMF24200E	
25	x 1.00	45TMDBMF25100E	
25	x 1.50	45TMDBMF25150E	
26	x 1.00	45TMDBMF26100E	
26	x 1.50	45TMDBMF26150E	
26	x 2.00	45TMDBMF26200E	
27	x 1.00	45TMDBMF27100E	
27	x 1.50	45TMDBMF27150E	
27	x 2.00	45TMDBMF27200E	
28	x 1.00	45TMDBMF28100E	
28	x 1.50	45TMDBMF28150E	
28	x 2.00	45TMDBMF28200E	
29	x 1.50	P134 45TMDBMF29150E	
30	x 1.00	45TMDBMF30100E	
30	x 1.50	45TMDBMF30150E	
30	x 2.00	45TMDBMF30200E	
30	x 2.50	45TMDBMF30250E	
30	x 3.00	45TMDBMF30300E	
32	x 1.50	45TMDBMF32150E	
32	x 2.00	45TMDBMF32200E	
32	x 3.00	45TMDBMF32300E	
33	x 1.50	45TMDBMF33150E	
33	x 2.00	45TMDBMF33200E	
33	x 3.00	45TMDBMF33300E	
34	x 1.50	45TMDBMF34150E	
34	x 2.00	45TMDBMF34200E	
35	x 1.50	45TMDBMF35150E	
36	x 1.50	45TMDBMF36150E	
36	x 2.00	45TMDBMF36200E	
36	x 3.00	45TMDBMF36300E	
38	x 1.50	45TMDBMF38150E	
39	x 1.50	45TMDBMF39150E	
39	x 2.00	45TMDBMF39200E	
39	x 3.00	45TMDBMF39300E	
40	x 1.50	45TMDBMF40150E	
40	x 2.00	45TMDBMF40200E	
40	x 3.00	45TMDBMF40300E	
42	x 1.50	45TMDBMF42150E	
42	x 2.00	45TMDBMF42200E	
42	x 3.00	45TMDBMF42300E	
45	x 1.50	45TMDBMF45150E	
45	x 2.00	45TMDBMF45200E	
45	x 3.00	45TMDBMF45300E	
48	x 1.50	P135 4MDBMF48150E	
48	x 2.00	45TMDBMF48200E	
48	x 3.00	45TMDBMF48300E	
50	x 1.50	45TMDBMF50150E	
50	x 2.00	45TMDBMF50200E	
50	x 3.00	45TMDBMF50300E	
52	x 1.50	45TMDBMF52150E	
52	x 2.00	45TMDBMF52200E	
52	x 3.00	45TMDBMF52300E	
63	x 1.50	45TMDBMF63150E	

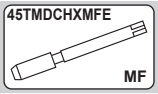

Taraud machine filetage métrique pas fin ISO DIN 13

P : 136

Ø	Pas mm	REF.	TARIF €
3	x 0.35	45TMDCHXMF3035E	
4	x 0.35	45TMDCHXMF4035E	
4	x 0.50	45TMDCHXMF4050E	
5	x 0.50	45TMDCHXMF5050E	
5	x 0.75	45TMDCHXMF5075E	
6	x 0.50	45TMDCHXMF6050E	
6	x 0.75	45TMDCHXMF6075E	
7	x 0.75	45TMDCHXMF7075E	
8	x 0.50	45TMDCHXMF8050E	
8	x 0.75	45TMDCHXMF8075E	
8	x 1.00	45TMDCHXMF8100E	
9	x 0.75	45TMDCHXMF9075E	
9	x 1.00	45TMDCHXMF9100E	
10	x 0.75	45TMDCHXMF10075E	
10	x 1.00	45TMDCHXMF10100E	
10	x 1.25	45TMDCHXMF10125E	
11	x 1.00	45TMDCHXMF11100E	
11	x 1.25	45TMDCHXMF11125E	
12	x 0.75	45TMDCHXMF12075E	
12	x 1.00	45TMDCHXMF12100E	
12	x 1.25	45TMDCHXMF12125E	
12	x 1.50	45TMDCHXMF12150E	
13	x 1.00	45TMDCHXMF13100E	
13	x 1.50	45TMDCHXMF13150E	
14	x 0.75	45TMDCHXMF14075E	
14	x 1.00	45TMDCHXMF14100E	
14	x 1.25	45TMDCHXMF14125E	
14	x 1.50	45TMDCHXMF14150E	
15	x 1.00	45TMDCHXMF15100E	
15	x 1.50	45TMDCHXMF15150E	
16	x 1.00	P137 45TMDCHXMF16100E	
16	x 1.25	45TMDCHXMF16125E	
16	x 1.50	45TMDCHXMF16150E	
18	x 1.00	45TMDCHXMF18100E	
18	x 1.25	45TMDCHXMF18125E	
18	x 1.50	45TMDCHXMF18150E	
18	x 2.00	45TMDCHXMF18200E	
20	x 1.00	45TMDCHXMF20100E	
20	x 1.25	45TMDCHXMF20125E	
20	x 1.50	45TMDCHXMF20150E	
20	x 2.00	45TMDCHXMF20200E	
21	x 1.50	45TMDCHXMF21150E	
22	x 1.00	45TMDCHXMF22100E	
22	x 1.25	45TMDCHXMF22125E	
22	x 1.50	45TMDCHXMF22150E	
22	x 2.00	45TMDCHXMF22200E	
23	x 1.50	45TMDCHXMF23150E	
24	x 1.00	45TMDCHXMF24100E	
24	x 1.25	45TMDCHXMF24125E	
24	x 1.50	45TMDCHXMF24150E	
24	x 2.00	45TMDCHXMF24200E	
25	x 1.00	45TMDCHXMF25100E	
25	x 1.50	45TMDCHXMF25150E	
26	x 1.00	45TMDCHXMF26100E	
26	x 1.50	45TMDCHXMF26150E	
26	x 2.00	45TMDCHXMF26200E	
27	x 1.00	45TMDCHXMF27100E	
27	x 1.50	45TMDCHXMF27150E	
27	x 2.00	45TMDCHXMF27200E	
28	x 1.00	P138 45TMDCHXMF28100E	
28	x 1.50	45TMDCHXMF28150E	
28	x 2.00	45TMDCHXMF28200E	
29	x 1.50	45TMDCHXMF29150E	
30	x 1.00	45TMDCHXMF30100E	
30	x 1.50	45TMDCHXMF30150E	
30	x 2.00	45TMDCHXMF30200E	
30	x 2.50	45TMDCHXMF30250E	
30	x 3.00	45TMDCHXMF30300E	
32	x 1.50	45TMDCHXMF32150E	
32	x 2.00	45TMDCHXMF32200E	
32	x 3.00	45TMDCHXMF32300E	
33	x 1.50	45TMDCHXMF33150E	
33	x 2.00	45TMDCHXMF33200E	
33	x 3.00	45TMDCHXMF33300E	
34	x 1.50	45TMDCHXMF34150E	
34	x 2.00	45TMDCHXMF34200E	
35	x 1.50	45TMDCHXMF35150E	
36	x 1.50	45TMDCHXMF36150E	
36	x 2.00	45TMDCHXMF36200E	
36	x 3.00	45TMDCHXMF36300E	
38	x 1.50	45TMDCHXMF38150E	
39	x 1.50	45TMDCHXMF39150E	
39	x 2.00	45TMDCHXMF39200E	
39	x 3.00	45TMDCHXMF39300E	
40	x 1.50	45TMDCHXMF40150E	
40	x 2.00	45TMDCHXMF40200E	
40	x 3.00	45TMDCHXMF40300E	
42	x 1.50	45TMDCHXMF42150E	
42	x 2.00	45TMDCHXMF42200E	
42	x 3.00	45TMDCHXMF42300E	
45	x 1.50	P139 45TMDCHXMF45150E	
45	x 2.00	45TMDCHXMF45200E	
45	x 3.00	45TMDCHXMF45300E	
48	x 1.50	45TMDCHXMF48150E	
48	x 2.00	45TMDCHXMF48200E	
48	x 3.00	45TMDCHXMF48300E	
50	x 1.50	45TMDCHXMF50150E	
50	x 2.00	45TMDCHXMF50200E	
50	x 3.00	45TMDCHXMF50300E	
52	x 1.50	45TMDCHXMF52150E	
52	x 2.00	45TMDCHXMF52200E	
52	x 3.00	45TMDCHXMF52300E	
63	x 1.50	45TMDCHXMF63150E	

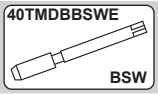

Taraud machine filetage Whitworth BS 84 DIN 371

P : 140

Ø Inch	Nb filets Pouce TPI	REF.	TARIF €
1/8	x 40	40TMDBBSW18E	
5/32	x 32	40TMDBBSW532E	
3/16	x 24	40TMDBBSW316E	
1/4	x 20	40TMDBBSW14E	
5/16	x 18	40TMDBBSW516E	
3/8	x 16	40TMDBBSW38E	
7/16	x 14	40TMDBBSW716E	
1/2	x 12	40TMDBBSW12E	

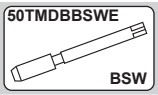

Taraud machine filetage Whitworth BS 84 DIN 376

P : 140

Ø Inch	Nb filets Pouce TPI	REF.	TARIF €
1/4	x 20	50TMDBBSW14E	
5/16	x 18	50TMDBBSW516E	
3/8	x 16	50TMDBBSW38E	
7/16	x 14	50TMDBBSW716E	
1/2	x 12	50TMDBBSW12E	
9/16	x 12	50TMDBBSW916E	
5/8	x 11	50TMDBBSW58E	
3/4	x 10	50TMDBBSW34E	
7/8	x 9	50TMDBBSW78E	
1"	x 8	50TMDBBSW1E	
1.1/4	x 7	50TMDBBSW114E	
1.3/8	x 6	50TMDBBSW138E	
1.1/2	x 6	50TMDBBSW112E	

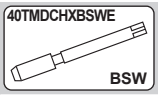

Taraud machine filetage Whitworth BS 84 DIN 376

P : 141

Ø Inch	Nb filets Pouce TPI	REF.	TARIF €
1/8	x 40	40TMDCHXBSW18E	
5/32	x 32	40TMDCHXBSW532E	
3/16	x 24	40TMDCHXBSW316E	
1/4	x 20	40TMDCHXBSW14E	
5/16	x 18	40TMDCHXBSW516E	
3/8	x 16	40TMDCHXBSW38E	
7/16	x 14	40TMDCHXBSW716E	
1/2	x 12	40TMDCHXBSW12E	

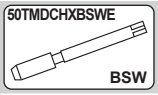

Taraud machine filetage Whitworth BS 84 DIN 376

P : 141

Ø Inch	Nb filets Pouce TPI	REF.	TARIF €
1/4	x 20	50TMDCHXBSW14E	
5/16	x 18	50TMDCHXBSW516E	
3/8	x 16	50TMDCHXBSW38E	
7/16	x 14	50TMDCHXBSW716E	
1/2	x 12	50TMDCHXBSW12E	
9/16	x 12	50TMDCHXBSW916E	
5/8	x 11	50TMDCHXBSW58E	
3/4	x 10	50TMDCHXBSW34E	
7/8	x 9	50TMDCHXBSW78E	
1"	x 8	50TMDCHXBSW1E	
1.1/4	x 7	50TMDCHXBSW114E	
1.3/8	x 6	50TMDCHXBSW138E	
1.1/2	x 6	50TMDCHXBSW112E	

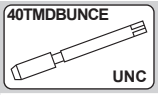

Taraud machine filetage unifié ANSI B 1.1 DIN 371

P : 142

Ø Inch	Nb filets Pouce TPI	REF.	TARIF €
NR4	x 40	40TMDBUNCNR4E	
NR5	x 40	40TMDBUNCNR5E	
NR6	x 32	40TMDBUNCNR6E	
NR8	x 32	40TMDBUNCNR8E	
NR10	x 24	40TMDBUNCNR10E	
NR12	x 24	40TMDBUNCNR12E	
1/4	x 20	40TMDBUNC14E	
5/16	x 18	40TMDBUNC516E	
3/8	x 16	40TMDBUNC38E	

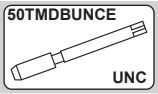

Taraud machine filetage unifié ANSI B 1.1 DIN 376 P : 142

Ø Inch	Nb filets Pouce TPI	REF.	TARIF €
NR4	x 40	50TMDBUNCNR4E	
NR5	x 40	50TMDBUNCNR5E	
NR6	x 32	50TMDBUNCNR6E	
NR8	x 32	50TMDBUNCNR8E	
NR10	x 24	50TMDBUNCNR10E	
NR12	x 24	50TMDBUNCNR12E	
1/4	x 20	50TMDBUNC14E	
5/16	x 18	50TMDBUNC516E	
3/8	x 16	50TMDBUNC38E	
7/16	x 14	50TMDBUNC716E	
1/2	x 13	50TMDBUNC12E	
9/16	x 12	50TMDBUNC916E	
5/8	x 11	50TMDBUNC58E	
3/4	x 10	50TMDBUNC37E	
7/8	x 9	50TMDBUNC78E	
1"	x 8	50TMDBUNC1E	
1.1/4	x 7	50TMDBUNC114E	
1.1/2	x 6	50TMDBUNC112E	
1.3/4	x 5	50TMDBUNC134E	
2"	x 4.5	50TMDBUNC2E	

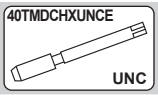

Taraud machine filetage unifié ANSI B 1.1 DIN 371 P : 143

Ø Inch	Nb filets Pouce TPI	REF.	TARIF €
NR4	x 40	40TMDCHXUNCNR4E	
NR5	x 40	40TMDCHXUNCNR5E	
NR6	x 32	40TMDCHXUNCNR6E	
NR8	x 32	40TMDCHXUNCNR8E	
NR10	x 24	40TMDCHXUNCNR10E	
NR12	x 24	40TMDCHXUNCNR12E	
1/4	x 20	40TMDCHXUNC14E	
5/16	x 18	40TMDCHXUNC516E	
3/8	x 16	40TMDCHXUNC38E	

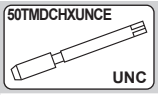

Taraud machine filetage unifié ANSI B 1.1 DIN 376 P : 143

Ø Inch	Nb filets Pouce TPI	REF.	TARIF €
NR4	x 40	50TMDCHXUNCNR4E	
NR5	x 40	50TMDCHXUNCNR5E	
NR6	x 32	50TMDCHXUNCNR6E	
NR8	x 32	50TMDCHXUNCNR8E	
NR10	x 24	50TMDCHXUNCNR10E	
NR12	x 24	50TMDCHXUNCNR12E	
1/4	x 20	50TMDCHXUNC14E	
5/16	x 18	50TMDCHXUNC516E	
3/8	x 16	50TMDCHXUNC38E	
7/16	x 14	50TMDCHXUNC716E	
1/2	x 13	50TMDCHXUNC12E	
9/16	x 12	50TMDCHXUNC916E	
5/8	x 11	50TMDCHXUNC58E	
3/4	x 10	50TMDCHXUNC37E	
7/8	x 9	50TMDCHXUNC78E	
1"	x 8	50TMDCHXUNC1E	
1.1/4	x 7	50TMDCHXUNC114E	
1.1/2	x 6	50TMDCHXUNC112E	
1.3/4	x 5	50TMDCHXUNC134E	
2"	x 4.5	50TMDCHXUNC2E	

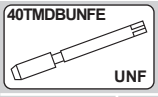

Taraud machine filetage unifié pas fin ANSI B 1.1 DIN 371 P : 144

Ø Inch	Nb filets Pouce TPI	REF.	TARIF €
NR4	x 48	40TMDBUNFNR4E	
NR5	x 44	40TMDBUNFNR5E	
NR6	x 40	40TMDBUNFNR6E	
NR8	x 36	40TMDBUNFNR8E	
NR10	x 32	40TMDBUNFNR10E	
NR12	x 24	40TMDBUNFNR12E	
1/4	x 28	40TMDBUNF14E	
5/16	x 24	40TMDBUNF516E	
3/8	x 24	40TMDBUNF38E	

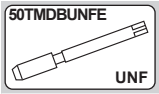

Taraud machine filetage unifié pas fin ANSI B 1.1 DIN 376 P : 144

Ø Inch	Nb filets Pouce TPI	REF.	TARIF €
7/16	x 20	50TMDBUNF716E	
1/2	x 20	50TMDBUNF12E	
9/16	x 18	50TMDBUNF916E	
5/8	x 18	50TMDBUNF58E	
3/4	x 16	50TMDBUNF34E	
7/8	x 14	50TMDBUNF78E	
1"	x 14	50TMDBUNF1E	
1"	x 12	50TMDBUNF1AE	
1.1/4	x 12	50TMDBUNF114E	
1.1/2	x 12	50TMDBUNF112E	

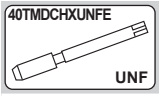

Taraud machine filetage unifié pas fin ANSI B 1.1 DIN 371 P : 145

Ø Inch	Nb filets Pouce TPI	REF.	TARIF €
NR4	x 48	40TMDCHXUNFNR4E	
NR5	x 44	40TMDCHXUNFNR5E	
NR6	x 40	40TMDCHXUNFNR6E	
NR8	x 36	40TMDCHXUNFNR8E	
NR10	x 32	40TMDCHXUNFNR10E	
NR12	x 24	40TMDCHXUNFNR12E	
1/4	x 28	40TMDCHXUNF14E	
5/16	x 24	40TMDCHXUNF516E	
3/8	x 24	40TMDCHXUNF38E	

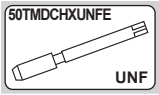

Taraud machine filetage unifié pas fin ANSI B 1.1 DIN 376 P : 145

Ø Inch	Nb filets Pouce TPI	REF.	TARIF €
7/16	x 20	50TMDCHXUNF716E	
1/2	x 20	50TMDCHXUNF12E	
9/16	x 18	50TMDCHXUNF916E	
5/8	x 18	50TMDCHXUNF58E	
3/4	x 16	50TMDCHXUNF34E	
7/8	x 14	50TMDCHXUNF78E	
1"	x 14	50TMDCHXUNF1E	
1"	x 12	50TMDCHXUNF1AE	
1.1/4	x 12	50TMDCHXUNF114E	
1.1/2	x 12	50TMDCHXUNF112E	

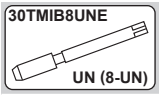

Taraud machine filetage unifié ANSI B 1.1 ISO 529 P : 146

Ø Inch	Nb filets Pouce TPI	REF.	TARIF €
1.1/16	x 8	30TMIB8UN1116E	
1.1/8	x 8	30TMIB8UN118E	
1.3/16	x 8	30TMIB8UN1316E	
1.1/4	x 8	30TMIB8UN114E	
1.5/16	x 8	30TMIB8UN1516E	
1.3/8	x 8	30TMIB8UN138E	
1.1/2	x 8	30TMIB8UN112E	
1.5/8	x 8	30TMIB8UN158E	
1.3/4	x 8	30TMIB8UN134E	
1.7/8	x 8	30TMIB8UN178E	
2"	x 8	30TMIB8UN2E	
2.1/8	x 8	30TMIB8UN218E	
2.1/4	x 8	30TMIB8UN214E	
2.1/2	x 8	30TMIB8UN212E	
2.3/4	x 8	30TMIB8UN234E	
3"	x 8	30TMIB8UN3E	
3.1/4	x 8	30TMIB8UN314E	
3.1/2	x 8	30TMIB8UN312E	
3.3/4	x 8	30TMIB8UN334E	
4"	x 8	30TMIB8UN4E	

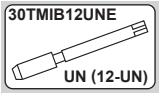

Taraud machine filetage unifié ANSI B 1.1 ISO 529 P : 147

Ø Inch	Nb filets Pouce TPI	REF.	TARIF €
1.5/8	x 12	30TMIB12UN158E	
1.3/4	x 12	30TMIB12UN134E	
1.7/8	x 12	30TMIB12UN178E	
2"	x 12	30TMIB12UN2E	
2.1/8	x 12	30TMIB12UN218E	
2.1/4	x 12	30TMIB12UN214E	
2.1/2	x 12	30TMIB12UN212E	
2.3/4	x 12	30TMIB12UN234E	
3"	x 12	30TMIB12UN3"E	
3.1/4	x 12	30TMIB12UN314E	
3.1/2	x 12	30TMIB12UN312E	
3.3/4	x 12	30TMIB12UN334E	
4"	x 12	30TMIB12UN14E	

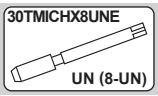

Taraud machine filetage unifié ANSI B 1.1 ISO 529 P : 148

Ø Inch	Nb filets Pouce TPI	REF.	TARIF €
1.1/16	x 8	30TMICHX8UN1116E	
1.1/8	x 8	30TMICHX8UN118E	
1.3/16	x 8	30TMICHX8UN1316E	
1.1/4	x 8	30TMICHX8UN114E	
1.5/16	x 8	30TMICHX8UN1516E	
1.3/8	x 8	30TMICHX8UN138E	
1.1/2	x 8	30TMICHX8UN112E	
1.5/8	x 8	30TMICHX8UN158E	
1.3/4	x 8	30TMICHX8UN134E	
1.7/8	x 8	30TMICHX8UN178E	
2"	x 8	30TMICHX8UN2E	
2.1/8	x 8	30TMICHX8UN218E	
2.1/4	x 8	30TMICHX8UN214E	
2.1/2	x 8	30TMICHX8UN212E	
2.3/4	x 8	30TMICHX8UN234E	
3"	x 8	30TMICHX8UN3E	
3.1/4	x 8	30TMICHX8UN314E	
3.1/2	x 8	30TMICHX8UN312E	
3.3/4	x 8	30TMICHX8UN334E	
4"	x 8	30TMICHX8UN4E	

Taraud machine filetage unifié ANSI B 1.1 ISO 529 P : 149

Ø Inch	Nb filets Pouce TPI	REF.	TARIF €
1.5/8	x 12	30TMICHX12UN158E	
1.3/4	x 12	30TMICHX12UN134E	
1.7/8	x 12	30TMICHX12UN178E	
2"	x 12	30TMICHX12UN2E	
2.1/8	x 12	30TMICHX12UN218E	
2.1/4	x 12	30TMICHX12UN214E	
2.1/2	x 12	30TMICHX12UN212E	
2.3/4	x 12	30TMICHX12UN234E	
3"	x 12	30TMICHX12UN3"E	
3.1/4	x 12	30TMICHX12UN314E	
3.1/2	x 12	30TMICHX12UN312E	
3.3/4	x 12	30TMICHX12UN334E	
4"	x 12	30TMICHX12UN14E	

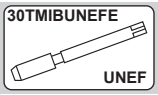

Taraud machine filetage unifié pas extra fin ANSI B 1.1 ISO 529 P : 150

Ø Inch	Nb filets Pouce TPI	REF.	TARIF €
Nr12	x 32	30TMIBUNEFNR12E	
1/4	x 32	30TMIBUNEF14E	
5/16	x 32	30TMIBUNEF516E	
3/8	x 32	30TMIBUNEF38E	
7/16	x 28	30TMIBUNEF716E	
1/2	x 28	30TMIBUNEF12E	
9/16	x 24	30TMIBUNEF916E	
5/8	x 24	30TMIBUNEF58E	
11/16	x 24	30TMIBUNEF1116E	
3/4	x 20	30TMIBUNEF34E	
13/16	x 20	30TMIBUNEF1316E	
7/8	x 20	30TMIBUNEF78E	
15/16	x 20	30TMIBUNEF1516E	
1"	x 20	30TMIBUNEF1E	
1.1/16	x 18	30TMIBUNEF111E6	
1.1/8	x 18	30TMIBUNEF118E	
1.3/16	x 18	30TMIBUNEF1316E	
1.1/4	x 18	30TMIBUNEF114E	
1.5/16	x 18	30TMIBUNEF1516E	
1.3/8	x 18	30TMIBUNEF138E	
1.7/16	x 18	30TMIBUNEF1716E	
1.1/2	x 18	30TMIBUNEF112E	
1.9/16	x 18	30TMIBUNEF1916E	
1.5/8	x 18	30TMIBUNEF158E	
1.11/16	x 18	30TMIBUNEF11116E	
1.3/4	x 18	30TMIBUNEF134E	
2"	x 18	30TMIBUNEF2E	

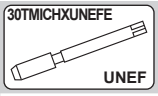

Taraud machine filetage unifié pas extra fin ANSI B 1.1 ISO 529 P : 151

Ø Inch	Nb filets Pouce TPI	REF.	TARIF €
Nr12	x 32	30TMICHXUNEFNR12E	
1/4	x 32	30TMICHXUNEF14E	
5/16	x 32	30TMICHXUNEF516E	
3/8	x 32	30TMICHXUNEF38E	

7/16	x	28	30TMICHXUNEF716E	
1/2	x	28	30TMICHXUNEF12E	
9/16	x	24	30TMICHXUNEF916E	
5/8	x	24	30TMICHXUNEF58E	
1.1/16	x	24	30TMICHXUNEF1116E	
3/4	x	20	30TMICHXUNEF34E	
1.3/16	x	20	30TMICHXUNEF1316E	
7/8	x	20	30TMICHXUNEF78E	
1.5/16	x	20	30TMICHXUNEF1516E	
1"	x	20	30TMICHXUNEF1E	

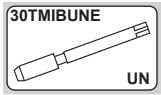

Tarauds machine filetage unifié ANSI B 1.1 ISO 529 — P : 152

Ø Inch	Nb filets Pouce TPI	REF.	TARIF €
5/16	x 28	30TMIBUN516E	
3/8	x 20	30TMIBUN38E	
3/8	x 28	30TMIBUN38E	
7/16	x 32	30TMIBUN716E	
1/2	x 32	30TMIBUN12E	
9/16	x 20	30TMIBUN9161E	
9/16	x 28	30TMIBUN9162E	
9/16	x 32	30TMIBUN9163E	
5/8	x 20	30TMIBUN581E	
5/8	x 28	30TMIBUN582E	
1.1/16	x 20	30TMIBUN11161E	
1.1/16	x 16	30TMIBUN11162E	
1"	x 32	30TMIBUN1E	

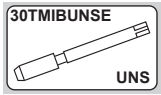

Tarauds machine filetage unifié ANSI B 1.1 ISO 529 — P : 152

Ø Inch	Nb filets Pouce TPI	REF.	TARIF €
1/4	x 24	30TMIBUNS141E	
1/4	x 36	30TMIBUNS142E	
1/4	x 40	30TMIBUNS143E	
3/8	x 27	30TMIBUNS38E	
7/16	x 24	30TMIBUNS716E	
1/2	x 24	30TMIBUNS912E	
5/8	x 27	30TMIBUNS58E	
7/8	x 18	30TMIBUNS78E	
1"	x 14	30TMIBUNS1E	

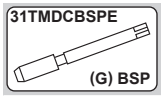

Tarauds machine filetage tube gaz DIN ISO 228 — P : 153

Ø Inch	Nb filets Pouce TPI	REF.	TARIF €
1/8	x 28	31TMDCBSP18E	
1/4	x 19	31TMDCBSP14E	
3/8	x 19	31TMDCBSP38E	
1/2	x 14	31TMDCBSP12E	
5/8	x 14	31TMDCBSP58E	
3/4	x 14	31TMDCBSP34E	
7/8	x 14	31TMDCBSP78E	
1"	x 11	31TMDCBSP1E	
1.1/8	x 11	31TMDCBSP118E	
1.1/4	x 11	31TMDCBSP114E	
1.3/8	x 1	31TMDCBSP138E	
1.1/2	x 11	31TMDCBSP112E	
1.3/4	x 11	31TMDCBSP134E	
2"	x 11	31TMDCBSP2E	

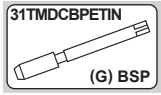

Tarauds machine filetage gaz DIN ISO 228 — P : 154

Ø Inch	Nb filets Pouce TPI	REF.	TARIF €
1/8	x 28	31TMDCBSP18ETIN	
1/4	x 19	31TMDCBSP14ETIN	
3/8	x 19	31TMDCBSP38ETIN	
1/2	x 14	31TMDCBSP12ETIN	
3/4	x 14	31TMDCBSP34ETIN	
1"	x 11	31TMDCBSP1ETIN	

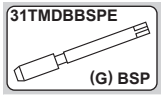

Tarauds machine filetage gaz DIN ISO 228 — P : 155

Ø Inch	Nb filets Pouce TPI	REF.	TARIF €
1/8	x 28	31TMDBBSP18E	
1/4	x 19	31TMDBBSP14E	
3/8	x 19	31TMDBBSP38E	
1/2	x 14	31TMDBBSP12E	
5/8	x 14	31TMDBBSP58E	
3/4	x 14	31TMDBBSP34E	
7/8	x 14	31TMDBBSP78E	
1"	x 11	31TMDBBSP1E	
1.1/8	x 11	31TMDBBSP118E	
1.1/4	x 11	31TMDBBSP114E	
1.3/8	x 1	31TMDBBSP138E	
1.1/2	x 11	31TMDBBSP112E	
1.3/4	x 11	31TMDBBSP134E	
2"	x 11	31TMDBBSP2E	

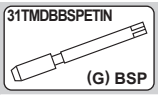

Tarauds machine filetage gaz DIN ISO 228 — P : 156

Ø Inch	Nb filets Pouce TPI	REF.	TARIF €
1/8	x 28	31TMDBBSP18ETIN	
1/4	x 19	31TMDBBSP14ETIN	
3/8	x 19	31TMDBBSP38ETIN	
1/2	x 14	31TMDBBSP12ETIN	
3/4	x 14	31TMDBBSP34ETIN	
1"	x 11	31TMDBBSP1ETIN	

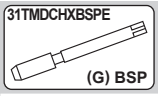

Tarauds machine filetage gaz DIN ISO 228 — P : 157

Ø Inch	Nb filets Pouce TPI	REF.	TARIF €
1/8	x 28	31TMDCHXBSP18E	
1/4	x 19	31TMDCHXBSP14E	
3/8	x 19	31TMDCHXBSP38E	
1/2	x 14	31TMDCHXBSP12E	
5/8	x 14	31TMDCHXBSP58E	
3/4	x 14	31TMDCHXBSP34E	
7/8	x 14	31TMDCHXBSP 78E	
1"	x 11	31TMDCHXBSP1E	
1.1/8	x 11	31TMDCHXBSP118E	
1.1/4	x 11	31TMDCHXBSP114E	
1.3/8	x 1	31TMDCHXBSP138E	
1.1/2	x 11	31TMDCHXBSP112E	
1.3/4	x 11	31TMDCHXBSP134E	
2"	x 11	31TMDCHXBSP2E	

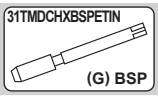

Tarauds machine filetage gaz DIN ISO 228 — P : 158

Ø Inch	Nb filets Pouce TPI	REF.	TARIF €
1/8	x 28	31TMDCHXBSP18ETIN	
1/4	x 19	31TMDCHXBSP14ETIN	
3/8	x 19	31TMDCHXBSP38ETIN	
1/2	x 14	31TMDCHXBSP12ETIN	
3/4	x 14	31TMDCHXBSP34ETIN	
1"	x 11	31TMDCHXBSP1ETIN	

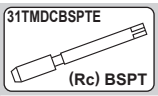

Tarauds machine filetage gaz conique conicité 1:16 DIN 5156 — P : 159

Ø Inch	Nb filets Pouce TPI	REF.	TARIF €
1/8	x 28	31TMDCBSPT18E	
1/4	x 19	31TMDCBSPT14E	
3/8	x 19	31TMDCBSPT38E	
1/2	x 14	31TMDCBSPT12E	
3/4	x 14	31TMDCBSPT34E	
1"	x 11	31TMDCBSPT1E	

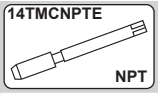

Tarauds machine filetage NPT conicité 1:16 — P : 160

Ø Inch	Nb filets Pouce TPI	REF.	TARIF €
1/16	x 27	14TMCNPT116E	
1/8	x 27	14TMCNPT18E	
1/4	x 18	14TMCNPT14E	
3/8	x 18	14TMCNPT38E	
1/2	x 14	14TMCNPT12E	
3/4	x 14	14TMCNPT34E	
1"	x 11.5	14TMCNPT1E	

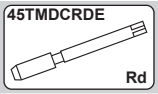

Tarauds machine filetage rond DIN 405 — P : 161

Ø Inch	Nb filets Pouce TPI	REF.	TARIF €
8	x 10	45TMDCRD8E	
9	x 10	45TMDCRD 9E	
10	x 10	45TMDCRD10E	
11	x 10	45TMDCRD11E	
12	x 10	45TMDCRD12E	
14	x 8	45TMDCRD14E	
16	x 8	45TMDCRD16E	
18	x 8	45TMDCRD18E	
20	x 8	45TMDCRD20E	
22	x 8	45TMDCRD22E	
24	x 8	45TMDCRD24E	
26	x 8	45TMDCRD26E	
28	x 8	45TMDCRD28E	
30	x 8	45TMDCRD30E	
32	x 8	45TMDCRD32E	
34	x 8	45TMDCRD34E	
36	x 8	45TMDCRD36E	
38	x 8	45TMDCRD38E	
40	x 6	45TMDCRD40E	
42	x 6	45TMDCRD42E	
44	x 6	45TMDCRD44E	

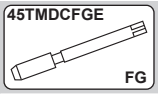

Tarauds machine filetage cycle DIN 79012. — P : 162

Ø Inch	Nb filets Pouce TPI	REF.	TARIF €
2	x 56	45TMDCFG2E	
2.3	x 56	45TMDCFG 23E	
2.6	x 56	45TMDCFG26E	
6.35	x 26	45TMDCFG635E	
7.9	x 26	45TMDCFG79E	
9.5	x 26	45TMDCFG95E	
14.3	x 20	45TMDCFG143E	
25.4	x 24	45TMDCFG254E	

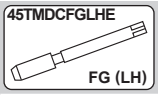

Tarauds machine filetage cycle DIN 79012 — P : 162

Ø Inch	Nb filets Pouce TPI	REF.	TARIF €
14.3	x 20	45TMDCFG143LHE	

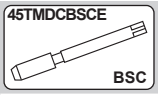

Tarauds machine filetage anglais de cycle BS 811 DIN 374 — P : 163

Ø Inch	Nb filets Pouce TPI	REF.	TARIF €
1/4	x 26	45TMDCBSC14E	
5/16	x 26	45TMDCBSC516E	
3/8	x 26	45TMDCBSC38E	
9/16	x 20	45TMDCBSC916E	
1"	x 24	45TMDCBSC1E	

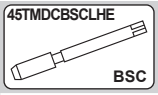

Tarauds machine filetage anglais de cycle BS 811 DIN 374 — P : 163

Ø Inch	Nb filets Pouce TPI	REF.	TARIF €
9/16	x 20	45TMDCBSC916LHE	

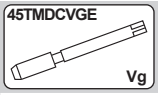

Tarauds machine filetage de valve DIN 7756 — P : 164

Ø Inch	Nb filets Pouce TPI	REF.	TARIF €
5	x 36	45TMDCVG5E	
5.2	x 24	45TMDCVG52E	
6	x 32	45TMDCVG6E	
8	x 32	45TMDCVG8E	
10	x 28	45TMDCVG10E	
12	x 26	45TMDCVG12E	

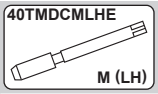

Tarauds machine coupe à gauche filetage métrique ISO DIN 13 P : 165

Ø Inch	Nb filets Pouce TPI	REF.	TARIF €
3	x 0.50	40TMDCM3LHE	
4	x 0.70	40TMDCM4LHE	
5	x 0.80	40TMDCM5LHE	
6	x 1.00	40TMDCM6LHE	
8	x 1.25	40TMDCM8LHE	
10	x 1.50	40TMDCM10LHE	

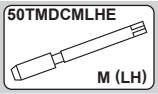

Tarauds machine coupe à gauche filetage métrique ISO DIN 13 P : 165

Ø Inch	Nb filets Pouce TPI	REF.	TARIF €
12	x 1.75	50TMDCM12LHE	
14	x 2.00	50TMDCM14LHE	
16	x 2.00	50TMDCM16LHE	
18	x 2.50	50TMDCM18LHE	
20	x 2.50	50TMDCM20LHE	
22	x 2.50	50TMDCM22LHE	
24	x 3.00	50TMDCM24LHE	

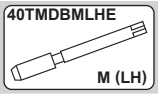

Tarauds machine coupe à gauche filetage métrique ISO DIN 13 P : 166

Ø Inch	Nb filets Pouce TPI	REF.	TARIF €
3	x 0.50	40TMDBM3LHE	
4	x 0.70	40TMDBM4LHE	
5	x 0.80	40TMDBM5LHE	
6	x 1.00	40TMDBM6LHE	
7	x 1.00	40TMDBM7LHE	
8	x 1.25	40TMDBM8LHE	
10	x 1.50	40TMDBM10LHE	

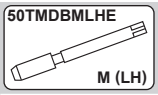

Tarauds machine coupe à gauche filetage métrique ISO DIN 13 P : 166

Ø Pas mm	REF.	TARIF €
3 x 0.50	50TMDBM3LHE	
4 x 0.70	50TMDBM4LHE	
5 x 0.80	50TMDBM5LHE	
6 x 1.00	50TMDBM6LHE	
8 x 1.25	50TMDBM8LHE	
10 x 1.50	50TMDBM10LHE	
12 x 1.75	50TMDBM12LHE	
14 x 2.00	50TMDBM14LHE	
16 x 2.00	50TMDBM16LHE	
18 x 2.50	50TMDBM18LHE	
20 x 2.50	50TMDBM20LHE	
22 x 2.50	50TMDBM22LHE	
24 x 3.00	50TMDBM24LHE	
27 x 3.00	50TMDBM27LHE	
30 x 3.50	50TMDBM30LHE	
33 x 3.50	50TMDBM33LHE	
36 x 4.00	50TMDBM36LHE	
39 x 4.00	50TMDBM39LHE	
42 x 4.50	50TMDBM42LHE	
45 x 4.50	50TMDBM45LHE	
48 x 5.00	50TMDBM48LHE	
52 x 5.00	50TMDBM52LHE	

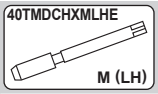

Tarauds machine coupe à gauche filetage métrique ISO DIN 13 P : 167

Ø Pas mm	REF.	TARIF €
3 x 0.50	40TMDCHXM3LHE	
4 x 0.70	40TMDCHXM4LHE	
5 x 0.80	40TMDCHXM5LHE	
6 x 1.00	40TMDCHXM6LHE	
8 x 1.25	40TMDCHXM7LHE	
10 x 1.50	40TMDCHXM8LHE	

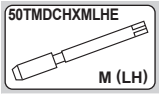

Tarauds machine coupe à gauche filetage métrique ISO DIN 13 P : 167

Ø Pas mm	REF.	TARIF €
3 x 0.50	50TMDCHXM3LHE	
4 x 0.70	50TMDCHXM4LHE	
5 x 0.80	50TMDCHXM5LHE	
6 x 1.00	50TMDCHXM6LHE	
8 x 1.25	50TMDCHXM8LHE	
10 x 1.50	50TMDCHXM10LHE	
12 x 1.75	50TMDCHXM12LHE	
14 x 2.00	50TMDCHXM14LHE	
16 x 2.00	50TMDCHXM16LHE	
18 x 2.50	50TMDCHXM18LHE	
20 x 2.50	50TMDCHXM20LHE	
22 x 2.50	50TMDCHXM22LHE	
24 x 3.00	50TMDCHXM24LHE	
27 x 3.00	50TMDCHXM27LHE	
30 x 3.50	50TMDCHXM30LHE	
33 x 3.50	50TMDCHXM33LHE	
36 x 4.00	50TMDCHXM36LHE	
39 x 4.00	50TMDCHXM39LHE	
42 x 4.50	50TMDCHXM42LHE	
45 x 4.50	50TMDCHXM45LHE	
48 x 5.00	50TMDCHXM48LHE	
52 x 5.00	50TMDCHXM52LHE	

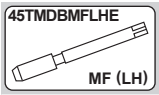

Tarauds machine coupe à gauche filetage métrique pas fin ISO DIN 13 P : 168

Ø Pas mm	REF.	TARIF €
3 x 0.35	45TMDBMF3035LHE	
4 x 0.35	45TMDBMF4035LHE	
4 x 0.50	45TMDBMF4050LHE	
5 x 0.50	45TMDBMF5050LHE	
5 x 0.75	45TMDBMF5075LHE	
6 x 0.50	45TMDBMF6050LHE	
6 x 0.75	45TMDBMF6075LHE	
7 x 0.75	45TMDBMF7075LHE	
8 x 0.50	45TMDBMF8050LHE	
8 x 0.75	45TMDBMF8075LHE	
8 x 1.00	45TMDBMF8100LHE	
9 x 0.75	45TMDBMF9075LHE	
9 x 1.00	45TMDBMF91001LHE	
9 x 1.00	45TMDBMF91002LHE	
10 x 1.25	45TMDBMF10125LHE	
11 x 1.00	45TMDBMF11100LHE	
11 x 1.25	45TMDBMF111251LHE	
11 x 1.25	45TMDBMF111252LHE	
12 x 1.00	45TMDBMF12100LHE	
12 x 1.25	45TMDBMF12125LHE	
12 x 1.50	45TMDBMF12150LHE	
13 x 1.00	45TMDBMF13100LHE	
13 x 1.50	45TMDBMF13150LHE	
14 x 0.75	45TMDBMF14075LHE	
14 x 1.00	45TMDBMF14100LHE	
14 x 1.25	45TMDBMF14125LHE	
14 x 1.50	45TMDBMF14150LHE	
15 x 1.00	45TMDBMF15100LHE	
15 x 1.50	45TMDBMF15150LHE	
16 x 1.00	P169 45TMDBMF16100LHE	
16 x 1.25	45TMDBMF16125LHE	
16 x 1.50	45TMDBMF16150LHE	
18 x 1.00	45TMDBMF18100LHE	
18 x 1.25	45TMDBMF18125LHE	
18 x 1.50	45TMDBMF18150LHE	
18 x 2.00	45TMDBMF18200LHE	
20 x 1.00	45TMDBMF20100LHE	
20 x 1.25	45TMDBMF20125LHE	
20 x 1.50	45TMDBMF20150LHE	
20 x 2.00	45TMDBMF20200LHE	
21 x 1.50	45TMDBMF21150LHE	
22 x 1.00	45TMDBMF22100LHE	
22 x 1.25	45TMDBMF22125LHE	
22 x 1.50	45TMDBMF22150LHE	
22 x 2.00	45TMDBMF22200LHE	
23 x 1.50	45TMDBMF23150LHE	
24 x 1.00	45TMDBMF24100LHE	
24 x 1.25	45TMDBMF24125LHE	
24 x 1.50	45TMDBMF24150LHE	
24 x 2.00	45TMDBMF24200LHE	
25 x 1.00	45TMDBMF25100LHE	
25 x 1.50	45TMDBMF25150LHE	
26 x 1.00	45TMDBMF26100LHE	
26 x 1.50	45TMDBMF26150LHE	
26 x 2.00	45TMDBMF26200LHE	
27 x 1.00	45TMDBMF27100LHE	
27 x 1.50	45TMDBMF27150LHE	
27 x 2.00	45TMDBMF27200LHE	
28 x 1.00	45TMDBMF28100LHE	
28 x 1.50	45TMDBMF28150LHE	
28 x 2.00	45TMDBMF28200LHE	
29 x 1.50	45TMDBMF29150LHE	
30 x 1.00	45TMDBMF30100LHE	
30 x 1.50	45TMDBMF30150LHE	
30 x 2.00	45TMDBMF30200LHE	
30 x 2.50	45TMDBMF30250LHE	
30 x 3.00	45TMDBMF30300LHE	
32 x 1.50	45TMDBMF32150LHE	
32 x 2.00	45TMDBMF32200LHE	
32 x 3.00	45TMDBMF32300LHE	
33 x 1.50	45TMDBMF32150LHE	
33 x 2.00	45TMDBMF33200LHE	
33 x 3.00	45TMDBMF33300LHE	
34 x 1.50	45TMDBMF34150LHE	
34 x 2.00	45TMDBMF34200LHE	
35 x 1.50	45TMDBMF35150LHE	
36 x 1.50	45TMDBMF36150LHE	
36 x 2.00	45TMDBMF36200LHE	
36 x 3.00	45TMDBMF36300LHE	
38 x 1.50	45TMDBMF38150LHE	
39 x 1.50	45TMDBMF39150LHE	
39 x 2.00	45TMDBMF39200LHE	
39 x 3.00	45TMDBMF39300LHE	
40 x 1.50	45TMDBMF40150LHE	
40 x 2.00	45TMDBMF40200LHE	
40 x 3.00	45TMDBMF40300LHE	
42 x 1.50	45TMDBMF42150LHE	
42 x 2.00	45TMDBMF42200LHE	
42 x 3.00	45TMDBMF42300LHE	
45 x 1.50	45TMDBMF45150LHE	
45 x 2.00	45TMDBMF45200LHE	
45 x 3.00	45TMDBMF45300LHE	
48 x 1.50	45TMDBMF48150LHE	
48 x 2.00	45TMDBMF48200LHE	
48 x 3.00	45TMDBMF48300LHE	
50 x 1.50	45TMDBMF50150LHE	
50 x 2.00	45TMDBMF50200LHE	
50 x 3.00	45TMDBMF50300LHE	
52 x 1.50	45TMDBMF52150LHE	
52 x 2.00	45TMDBMF52200LHE	
52 x 3.00	45TMDBMF52300LHE	

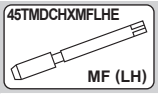

Tarauds machine coupe à gauche filetage métrique pas fin ISO DIN 13 P : 170

Ø Pas mm	REF.	TARIF €
3 x 0.35	45TMDCHXMF3035LHE	
4 x 0.35	45TMDCHXMF4035LHE	
4 x 0.50	45TMDCHXMF4050LHE	
5 x 0.50	45TMDCHXMF5050LHE	
5 x 0.75	45TMDCHXMF5075LHE	
6 x 0.50	45TMDCHXMF6050LHE	
6 x 0.75	45TMDCHXMF6075LHE	
7 x 0.75	45TMDCHXMF7075LHE	
8 x 0.50	45TMDCHXMF8050LHE	
8 x 0.75	45TMDCHXMF8075LHE	
8 x 1.00	45TMDCHXMF8100LHE	
9 x 0.75	45TMDCHXMF9075LHE	
9 x 1.00	45TMDCHXMF9100LHE	
10 x 0.75	45TMDCHXMF10075LHE	
10 x 1.00	45TMDCHXMF10100LHE	
10 x 1.25	45TMDCHXMF10125LHE	
11 x 1.00	45TMDCHXMF11100LHE	
11 x 1.25	45TMDCHXMF11125LHE	
12 x 0.75	45TMDCHXMF12075LHE	
12 x 1.00	45TMDCHXMF12100LHE	
12 x 1.25	45TMDCHXMF12125LHE	
12 x 1.50	45TMDCHXMF12150LHE	
13 x 1.00	45TMDCHXMF13100LHE	
13 x 1.50	45TMDCHXMF13150LHE	
14 x 0.75	45TMDCHXMF14075LHE	
14 x 1.00	45TMDCHXMF14100LHE	
14 x 1.25	45TMDCHXMF14125LHE	
14 x 1.50	45TMDCHXMF14150LHE	
15 x 1.00	45TMDCHXMF15100LHE	
15 x 1.50	45TMDCHXMF15150LHE	
16 x 1.00	P171 45TMDCHXMF16100LHE	
16 x 1.25	45TMDCHXMF16125LHE	
16 x 1.50	45TMDCHXMF16150LHE	
18 x 1.00	45TMDCHXMF18100LHE	
18 x 1.25	45TMDCHXMF18125LHE	
18 x 1.50	45TMDCHXMF18150LHE	
18 x 2.00	45TMDCHXMF18200LHE	
20 x 1.00	45TMDCHXMF20100LHE	
20 x 1.25	45TMDCHXMF20125LHE	
20 x 1.50	45TMDCHXMF20150LHE	
20 x 2.00	45TMDCHXMF20200LHE	
21 x 1.50	45TMDCHXMF21150LHE	
22 x 1.00	45TMDCHXMF22100LHE	
22 x 1.25	45TMDCHXMF22125LHE	
22 x 1.50	45TMDCHXMF22150LHE	
22 x 2.00	45TMDCHXMF22200LHE	
23 x 1.50	45TMDCHXMF23150LHE	
24 x 1.00	45TMDCHXMF24100LHE	
24 x 1.25	45TMDCHXMF24125LHE	
24 x 1.50	45TMDCHXMF24150LHE	
24 x 2.00	45TMDCHXMF24200LHE	
25 x 1.00	45TMDCHXMF25100LHE	
25 x 1.50	45TMDCHXMF25150LHE	
26 x 1.00	45TMDCHXMF26100LHE	
26 x 1.50	45TMDCHXMF26150LHE	
26 x 2.00	45TMDCHXMF26200LHE	
27 x 1.00	45TMDCHXMF27100LHE	
27 x 1.50	45TMDCHXMF27150LHE	
27 x 2.00	45TMDCHXMF27200LHE	
28 x 1.00	45TMDCHXMF28100LHE	
28 x 1.50	45TMDCHXMF28150LHE	
28 x 2.00	45TMDCHXMF28200LHE	
29 x 1.50	45TMDCHXMF29150LHE	
30 x 1.00	45TMDCHXMF30100LHE	

Suite de la page 14

30 x 1.50	45TMDCHXMF30150LHE	
30 x 2.00	45TMDCHXMF30200LHE	
30 x 2.50	45TMDCHXMF30250LHE	
30 x 3.00	45TMDCHXMF30300LHE	
32 x 1.50	45TMDCHXMF32150LHE	
32 x 2.00	45TMDCHXMF32200LHE	
32 x 3.00	45TMDCHXMF32300LHE	
33 x 1.50	45TMDCHXMF32150LHE	
33 x 2.00	45TMDCHXMF33200LHE	
33 x 3.00	45TMDCHXMF33300LHE	
34 x 1.50	45TMDCHXMF34150LHE	
34 x 2.00	45TMDCHXMF34200LHE	
35 x 1.50	45TMDCHXMF35150LHE	
36 x 1.50	45TMDCHXMF36150LHE	
36 x 2.00	45TMDCHXMF36200LHE	
36 x 3.00	45TMDCHXMF36300LHE	
38 x 1.50	45TMDCHXMF38150LHE	
39 x 1.50	45TMDCHXMF39150LHE	
39 x 2.00	45TMDCHXMF39200LHE	
39 x 3.00	45TMDCHXMF39300LHE	
40 x 1.50	45TMDCHXMF40150LHE	
40 x 2.00	45TMDCHXMF40200LHE	
40 x 3.00	45TMDCHXMF40300LHE	
42 x 1.50	45TMDCHXMF42150LHE	
42 x 2.00	45TMDCHXMF42200LHE	
42 x 3.00	45TMDCHXMF42300LHE	
45 x 1.50	45TMDCHXMF45150LHE	
45 x 2.00	45TMDCHXMF45200LHE	
45 x 3.00	45TMDCHXMF45300LHE	
48 x 1.50	45TMDCHXMF48150LHE	
48 x 2.00	45TMDCHXMF48200LHE	
48 x 3.00	45TMDCHXMF48300LHE	
50 x 1.50	45TMDCHXMF50150LHE	
50 x 2.00	45TMDCHXMF50200LHE	
50 x 3.00	45TMDCHXMF50300LHE	
52 x 1.50	45TMDCHXMF52150LHE	
52 x 2.00	45TMDCHXMF52200LHE	
52 x 3.00	45TMDCHXMF52300LHE	

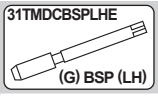

Tarauds machine coupe à gauche filetage gaz DIN ISO 228 — P : 172

Ø Inch	Nb filets Pouce TPI	REF.	TARIF €
1/8	x 28	31TMDCBSP18LHE	
1/4	x 19	31TMDCBSP14LHE	
3/8	x 19	31TMDCBSP38LHE	
1/2	x 14	31TMDCBSP12LHE	
5/8	x 14	31TMDCBSP58LHE	
3/4	x 14	31TMDCBSP34LHE	
1 1"	x 11	31TMDCBSP11LHE	

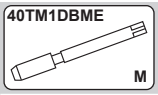

Tarauds machine bague COULEUR VERTE filetage métrique ISO DIN 13 — P : 187

Ø Pas mm	REF.	TARIF €
3 x 0.50	40TM1DBM3E	
4 x 0.70	40TM1DBM4E	
5 x 0.80	40TM1DBM5E	
6 x 1.00	40TM1DBM6E	
8 x 1.25	40TM1DBM8E	
10 x 1.50	40TM1DBM10E	

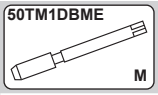

Tarauds machine bague COULEUR VERTE filetage métrique ISO DIN 13 — P : 187

Ø Pas mm	REF.	TARIF €
12 x 1.75	50TM1DBM12E	
14 x 2.00	50TM1DBM14E	
16 x 2.00	50TM1DBM16E	
18 x 2.50	50TM1DBM18E	
20 x 2.50	50TM1DBM20E	

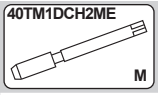

Tarauds machine bague COULEUR VERTE filetage métrique ISO DIN 13 — P : 188

Ø Pas mm	REF.	TARIF €
3 x 0.50	40TM1DCH2M3E	
4 x 0.70	40TM1DCH2M4E	
5 x 0.80	40TM1DCH2M5E	
6 x 1.00	40TM1DCH2M6E	
8 x 1.25	40TM1DCH2M8E	
10 x 1.50	40TM1DCH2M10E	

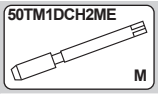

Tarauds machine bague COULEUR VERTE filetage métrique ISO DIN 13 — P : 188

Ø Pas mm	REF.	TARIF €
12 x 1.75	50TM1DCH2M12E	
14 x 2.00	50TM1DCH2M14E	
16 x 2.00	50TM1DCH2M16E	
18 x 2.50	50TM1DCH2M18E	
20 x 2.50	50TM1DCH2M20E	
SET M 3 - 4 - 5 - 6 - 8 - 10 - 12	SETTM1DCH2M3-12E	

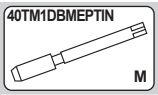

Tarauds machine bague COULEUR VERTE filetage métrique ISO DIN 13 — P : 189

Ø Pas mm	REF.	TARIF €
3 x 0.50	40TM1DBM3EPTIN	
4 x 0.70	40TM1DBM4EPTIN	
5 x 0.80	40TM1DBM5EPTIN	
6 x 1.00	40TM1DBM6EPTIN	
8 x 1.25	40TM1DBM8EPTIN	
10 x 1.50	40TM1DBM10EPTIN	

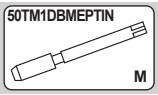

Tarauds machine bague COULEUR VERTE filetage métrique ISO DIN 13 — P : 189

Ø Pas mm	REF.	TARIF €
12 x 1.75	50TM1DBM12EPTIN	
14 x 2.00	50TM1DBM14EPTIN	
16 x 2.00	50TM1DBM16EPTIN	

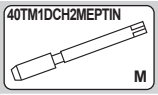

Tarauds machine bague COULEUR VERTE filetage métrique ISO DIN 13 — P : 190

Ø Pas mm	REF.	TARIF €
3 x 0.50	40TM1DCH2M3EPTIN	
4 x 0.70	40TM1DCH2M4EPTIN	
5 x 0.80	40TM1DCH2M5EPTIN	
6 x 1.00	40TM1DCH2M6EPTIN	
8 x 1.25	40TM1DCH2M8EPTIN	
10 x 1.50	40TM1DCH2M10EPTIN	

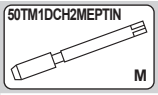

Tarauds machine bague COULEUR VERTE filetage métrique ISO DIN 13 — P : 190

Ø Pas mm	REF.	TARIF €
12 x 1.75	50TM1DCH2M12EPTIN	
14 x 2.00	50TM1DCH2M14EPTIN	
16 x 2.00	50TM1DCH2M16EPTIN	

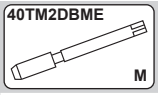

Tarauds machine bague COULEUR BLEUE filetage métrique ISO DIN 13 — P : 191

Ø Pas mm	REF.	TARIF €
3 x 0.50	40TM2DBM3E	
4 x 0.70	40TM2DBM4E	
5 x 0.80	40TM2DBM5E	
6 x 1.00	40TM2DBM6E	
8 x 1.25	40TM2DBM8E	
10 x 1.50	40TM2DBM10E	

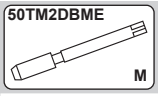

Tarauds machine bague COULEUR BLEUE filetage métrique ISO DIN 13 — P : 191

Ø Pas mm	REF.	TARIF €
12 x 1.75	50TM2DBM12E	
14 x 2.00	50TM2DBM14E	
16 x 2.00	50TM2DBM16E	
18 x 2.50	50TM2DBM18E	
20 x 2.50	50TM2DBM20E	
SET M 3 - 4 - 5 - 6 - 8 - 10 - 12	SETTM2DBM3-12E	

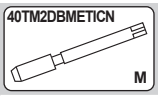

Tarauds machine bague COULEUR BLEUE filetage métrique ISO DIN 13 — P : 192

Ø Pas mm	REF.	TARIF €
3 x 0.50	40TM2DBM3ETICN	
4 x 0.70	40TM2DBM4ETICN	
5 x 0.80	40TM2DBM5ETICN	
6 x 1.00	40TM2DBM6ETICN	
8 x 1.25	40TM2DBM8ETICN	
10 x 1.50	40TM2DBM10ETICN	

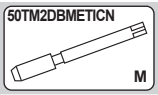

Tarauds machine bague COULEUR BLEUE filetage métrique ISO DIN 13 — P : 192

Ø Pas mm	REF.	TARIF €
12 x 1.75	50TM2DBM12ETICN	
14 x 2.00	50TM2DBM14ETICN	
16 x 2.00	50TM2DBM16ETICN	
18 x 2.50	50TM2DBM18ETICN	
20 x 2.50	50TM2DBM20ETICN	

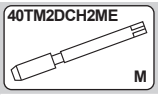

Tarauds machine bague COULEUR BLEUE filetage métrique ISO DIN 13 — P : 193

Ø Pas mm	REF.	TARIF €
3 x 0.50	40TM2DCH2M3E	
4 x 0.70	40TM2DCH2M4E	
5 x 0.80	40TM2DCH2M5E	
6 x 1.00	40TM2DCH2M6E	
8 x 1.25	40TM2DCH2M8E	
10 x 1.50	40TM2DCH2M10E	

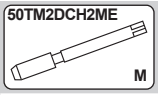

Tarauds machine bague COULEUR BLEUE filetage métrique ISO DIN 13 — P : 193

Ø Pas mm	REF.	TARIF €
12 x 1.75	50TM2DCH2M12E	
14 x 2.00	50TM2DCH2M14E	
16 x 2.00	50TM2DCH2M16E	
18 x 2.50	50TM2DCH2M18E	
20 x 2.50	50TM2DCH2M20E	
SET M 3 - 4 - 5 - 6 - 8 - 10 - 12	SETTM2DCH2M3-12E	

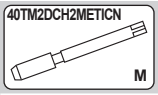

Tarauds machine bague COULEUR BLEUE filetage métrique ISO DIN 13 — P : 194

Ø Pas mm	REF.	TARIF €
3 x 0.50	40TM2DCH2M3ETICN	
4 x 0.70	40TM2DCH2M4ETICN	
5 x 0.80	40TM2DCH2M5ETICN	
6 x 1.00	40TM2DCH2M6ETICN	
8 x 1.25	40TM2DCH2M8ETICN	
10 x 1.50	40TM2DCH2M10ETICN	

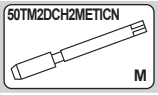

Tarauds machine bague COULEUR BLEUE filetage métrique ISO DIN 13 — P : 194

Ø Pas mm	REF.	TARIF €
12 x 1.75	50TM2DCH2M12ETICN	
14 x 2.00	50TM2DCH2M14ETICN	
16 x 2.00	50TM2DCH2M16ETICN	
18 x 2.50	50TM2DCH2M18ETICN	
20 x 2.50	50TM2DCH2M20ETICN	

Tarauds machine bague COULEUR BLANCHE filetage métrique ISO DIN 13 P : 195

Ø Pas mm	REF.	TARIF €
3 x 0.50	40TM3DBM3EVAPO	
4 x 0.70	40TM3DBM4EVAPO	
5 x 0.80	40TM3DBM5EVAPO	
6 x 1.00	40TM3DBM6EVAPO	
8 x 1.25	40TM3DBM8EVAPO	
10 x 1.50	40TM3DBM10EVAPO	

Tarauds machine bague COULEUR BLANCHE filetage métrique ISO DIN 13 P : 195

Ø Pas mm	REF.	TARIF €
12 x 1.75	50TM3DBM12EVAPO	
14 x 2.00	50TM3DBM14EVAPO	
16 x 2.00	50TM3DBM16EVAPO	
18 x 2.50	50TM3DBM18EVAPO	
20 x 2.50	50TM3DBM20EVAPO	
SET M 3 - 4 - 5 - 6 - 8 - 10 - 12	SETTM3DBM3-12EVAPO	

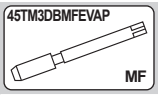

Tarauds machine bague COULEUR BLANCHE filetage métrique fin MF DIN 374 P : 196

Ø Pas mm	REF.	TARIF €
5 x 0.50	45TM3DBMF5050EVAP	
6 x 0.75	45TM3DBMF6075EVAP	
8 x 0.75	45TM3DBMF8075EVAP	
8 x 1.00	45TM3DBMF8100EVAP	
10 x 1.00	45TM3DBMF10100EVAP	
10 x 1.25	45TM3DBMF10125EVAP	
12 x 1.25	45TM3DBMF12125EVAP	
12 x 1.50	45TM3DBMF12150EVAP	
14 x 1.50	45TM3DBMF14150EVAP	
16 x 1.50	45TM3DBMF16150EVAP	
18 x 1.50	45TM3DBMF18150EVAP	
20 x 1.50	45TM3DBMF20150EVAP	

Tarauds machine bague COULEUR BLANCHE filetage unifié UNC / UNF - VAPO DIN 371 P : 197

Ø Pas mm	REF.	TARIF €
1/4 x 20	40TM3DBUNC14EVAPO	
5/16 x 18	40TM3DBUNC516EVAPO	
3/8 x 16	40TM3DBUNC38EVAPO	

Tarauds machine bague COULEUR BLANCHE filetage unifié UNC / UNF - VAPO DIN 376 P : 197

Ø Pas mm	REF.	TARIF €
7/16 x 14	50TM3DBUNC716EVAPO	
1/2 x 13	40TM3DBUNC12EVAPO	

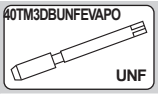

Tarauds machine bague COULEUR BLANCHE filetage unifié UNC / UNF - VAPO DIN 371 P : 197

Ø Pas mm	REF.	TARIF €
1/4 x 20	40TM3DBUNF14EVAPO	
5/16 x 18	40TM3DBUNF516EVAPO	
3/8 x 16	40TM3DBUNF38EVAPO	

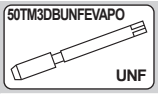

Tarauds machine bague COULEUR BLANCHE filetage unifié UNC / UNF - VAPO DIN 376 P : 197

Ø Pas mm	REF.	TARIF €
7/16 x 14	50TM3DBUNF716EVAPO	
1/2 x 13	50TM3DBUNF12EVAPO	

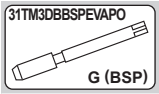

Tarauds machine bague COULEUR BLANCHE filetage gaz DIN 5156 P : 198

Ø Pas mm	REF.	TARIF €
1/8 x 28	31TM3DBBSP18EVAPO	
1/4 x 19	31TM3DBBSP14EVAPO	
3/8 x 19	31TM3DBBSP38EVAPO	
1/2 x 14	31TM3DBBSP12EVAPO	

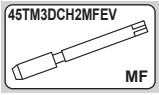

Tarauds machine bague COULEUR BLANCHE filetage métrique fin MF DIN 374 P : 200

Ø Pas mm	REF.	TARIF €
5 x 0.50	45TM3DCH2MF5050EV	
6 x 0.75	45TM3DCH2MF6075EV	
8 x 0.75	45TM3DCH2MF8075EV	
8 x 1.00	45TM3DCH2MF8100EV	
10 x 1.00	45TM3DCH2MF10100EV	
10 x 1.25	45TM3DCH2MF10125EV	
12 x 1.25	45TM3DCH2MF12125EV	
12 x 1.50	45TM3DCH2MF12150EV	
14 x 1.50	45TM3DCH2MF14150EV	
16 x 1.50	45TM3DCH2MF16150EV	
18 x 1.50	45TM3DCH2MF18150EV	
20 x 1.50	45TM3DCH2MF20150EV	

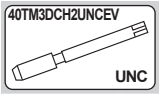

Tarauds machine bague COULEUR BLANCHE filetage unifié UNC / UNF - VAPO DIN 371 P : 201

Ø Pas mm	REF.	TARIF €
1/4 x 20	40TM3DCH2UNC14EV	
5/16 x 18	40TM3DCH2UNC516EV	
3/8 x 16	40TM3DCH2UNC38EV	

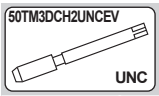

Tarauds machine bague COULEUR BLANCHE filetage unifié UNC / UNF - VAPO DIN 376 P : 201

Ø Pas mm	REF.	TARIF €
7/16 x 14	50TM3DCH2UNC716EV	
1/2 x 13	50TM3DCH2UNC12EV	

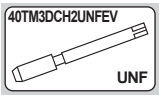

Tarauds machine bague COULEUR BLANCHE filetage unifié UNC / UNF - VAPO DIN 371 P : 201

Ø Pas mm	REF.	TARIF €
1/4 x 28	40TM3DCH2UNF14EV	
5/16 x 24	40TM3DCH2UNF516EV	
3/8 x 24	40TM3DCH2UNF38EV	

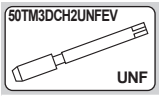

Tarauds machine bague COULEUR BLANCHE filetage unifié UNC / UNF - VAPO DIN 376 P : 201

Ø Pas mm	REF.	TARIF €
7/16 x 20	50TM3DCH2UNF716EV	
1/2 x 20	50TM3DCH2UNF12EV	

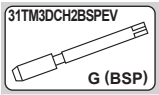

Tarauds machine bague COULEUR BLANCHE filetage gaz DIN 5156 P : 202

Ø Pas mm	REF.	TARIF €
1/8 x 28	31TM3DCH2BSP18EV	
1/4 x 19	31TM3DCH2BSP14EV	
3/8 x 19	31TM3DCH2BSP38EV	
1/2 x 14	31TM3DCH2BSP12EV	

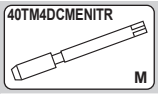

Tarauds machine bague COULEUR NOIRE filetage métrique ISO DIN 13 P : 203

Ø Pas mm	REF.	TARIF €
3 x 0.50	40TM4DCM3ENITR	
4 x 0.70	40TM4DCM4ENITR	
5 x 0.80	40TM4DCM5ENITR	
6 x 1.00	40TM4DCM6ENITR	
8 x 1.25	40TM4DCM8ENITR	
10 x 1.50	40TM4DCM10ENITR	

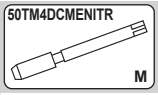

Tarauds machine bague COULEUR NOIRE filetage métrique ISO DIN 13 P : 203

Ø Pas mm	REF.	TARIF €
12 x 1.75	50TM4DCM12ENITR	
14 x 2.00	50TM4DCM14ENITR	
16 x 2.00	50TM4DCM16ENITR	
18 x 2.50	50TM4DCM18ENITR	
20 x 2.50	50TM4DCM20ENITR	

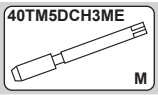

Tarauds machine bague COULEUR JAUNE filetage métrique ISO DIN 13 P : 204

Ø Pas mm	REF.	TARIF €
3 x 0.50	40TM5DCH3M3E	
4 x 0.70	40TM5DCH3M4E	
5 x 0.80	40TM5DCH3M5E	
6 x 1.00	40TM5DCH3M6E	
8 x 1.25	40TM5DCH3M8E	
10 x 1.50	40TM5DCH3M10E	

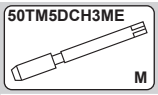

Tarauds machine bague COULEUR JAUNE filetage métrique ISO DIN 13 P : 204

Ø Pas mm	REF.	TARIF €
12 x 1.75	50TM5DCH3M12E	
14 x 2.00	50TM5DCH3M14E	
16 x 2.00	50TM5DCH3M16E	

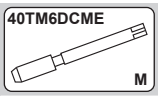

Tarauds machine bague COULEUR ORANGE filetage métrique ISO DIN 13 P : 205

Ø Pas mm	REF.	TARIF €
3 x 0.50	40TM6DCM3E	
4 x 0.70	40TM6DCM4E	
5 x 0.80	40TM6DCM5E	
6 x 1.00	40TM6DCM6E	
8 x 1.25	40TM6DCM8E	
10 x 1.50	40TM6DCM10E	

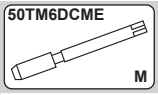

Tarauds machine bague COULEUR ORANGE filetage métrique ISO DIN 13 P : 205

Ø Pas mm	REF.	TARIF €
12 x 1.75	50TM6DCM12E	
14 x 2.00	50TM6DCM14E	
16 x 2.00	50TM6DCM16E	
SET M 3 - 4 - 5 - 6 - 8 - 10 - 12	SETTM6DCM312E	

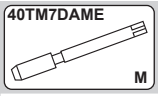

Tarauds machine bague COULEUR ROUGE filetage métrique ISO DIN 13 P : 206

Ø Pas mm	REF.	TARIF €
4 x 0.70	40TM7DAM4E	
5 x 0.80	40TM7DAM5E	
6 x 1.00	40TM7DAM6E	
8 x 1.25	40TM7DAM8E	
10 x 1.50	40TM7DAM10E	

2 Box foret + taraud machine bague VERTE filetage métrique ISO DIN 13 — P : 207

Ø Pas mm	REF.	TARIF €
3 x 0.50	2BOX1FTDBM3E	
4 x 0.70	2BOX1FTDBM4E	
5 x 0.80	2BOX1FTDBM5E	
6 x 1.00	2BOX1FTDBM6E	
8 x 1.25	2BOX1FTDBM8E	
10 x 1.50	2BOX1FTDBM10E	
12 x 1.75	2BOX1FTDBM12E	
14 x 2.00	2BOX1FTDBM14E	
16 x 2.00	2BOX1FTDBM16E	

2 Box foret + taraud machine bague VERTE filetage métrique ISO DIN 13 — P : 207

Ø Pas mm	REF.	TARIF €
3 x 0.50	2BOX1FTDCH2M3E	
4 x 0.70	2BOX1FTDCH2M4E	
5 x 0.80	2BOX1FTDCH2M5E	
6 x 1.00	2BOX1FTDCH2M6E	
8 x 1.25	2BOX1FTDCH2M8E	
10 x 1.50	2BOX1FTDCH2M10E	
12 x 1.75	2BOX1FTDCH2M12E	
14 x 2.00	2BOX1FTDCH2M14E	
16 x 2.00	2BOX1FTDCH2M16E	

2 Box foret + taraud machine bague BLEUE filetage métrique ISO DIN 13 — P : 208

Ø Pas mm	REF.	TARIF €
3 x 0.50	2BOX2FTDBM3E	
4 x 0.70	2BOX2FTDBM4E	
5 x 0.80	2BOX2FTDBM5E	
6 x 1.00	2BOX2FTDBM6E	
8 x 1.25	2BOX2FTDBM8E	
10 x 1.50	2BOX2FTDBM10E	
12 x 1.75	2BOX2FTDBM12E	
14 x 2.00	2BOX2FTDBM14E	
16 x 2.00	2BOX2FTDBM16E	

2 Box foret + taraud machine bague BLEUE filetage métrique ISO DIN 13 — P : 208

Ø Pas mm	REF.	TARIF €
3 x 0.50	2BOX2FTDCH2M3E	
4 x 0.70	2BOX2FTDCH2M4E	
5 x 0.80	2BOX2FTDCH2M5E	
6 x 1.00	2BOX2FTDCH2M6E	
8 x 1.25	2BOX2FTDCH2M8E	
10 x 1.50	2BOX2FTDCH2M10E	
12 x 1.75	2BOX2FTDCH2M12E	
14 x 2.00	2BOX2FTDCH2M14E	
16 x 2.00	2BOX2FTDCH2M16E	

2 Box foret + taraud machine bague BLANCHE filetage métrique ISO DIN 13 — P : 209

Ø Pas mm	REF.	TARIF €
3 x 0.50	2BOX3FTDBM3EVAPO	
4 x 0.70	2BOX3FTDBM4EVAPO	
5 x 0.80	2BOX3FTDBM5EVAPO	
6 x 1.00	2BOX3FTDBM6EVAPO	
8 x 1.25	2BOX3FTDBM8EVAPO	
10 x 1.50	2BOX3FTDBM10EVAPO	
12 x 1.75	2BOX3FTDBM12EVAPO	
14 x 2.00	2BOX3FTDBM14EVAPO	
16 x 2.00	2BOX3FTDBM16EVAPO	

2 Box foret + taraud machine bague BLANCHE filetage métrique ISO DIN 13 — P : 209

Ø Pas mm	REF.	TARIF €
3 x 0.50	2BOX3FTCH2M3EVAPO	
4 x 0.70	2BOX3FTCH2M4EVAPO	
5 x 0.80	2BOX3FTCH2M5EVAPO	
6 x 1.00	2BOX3FTCH2M6EVAPO	
8 x 1.25	2BOX3FTCH2M8EVAPO	
10 x 1.50	2BOX3FTCH2M10EVAPO	
12 x 1.75	2BOX3FTCH2M12EVAPO	
14 x 2.00	2BOX3FTCH2M14EVAPO	
16 x 2.00	2BOX3FTCH2M16EVAPO	

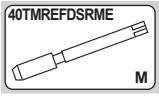

Tarauds machine à refouler sans rainures de lubrification métrique ISO DIN 13 — P : 222

Ø Pas mm	REF.	TARIF €
1 x 0.25	40TMREFDSRM1E	
1.1 x 0.25	40TMREFDSRM11E	
1.2 x 0.25	40TMREFDSRM12E	
1.4 x 0.30	40TMREFDSRM14E	
1.6 x 0.35	40TMREFDSRM16E	
1.7 x 0.35	40TMREFDSRM17E	
1.8 x 0.35	40TMREFDSRM18E	
2 x 0.40	40TMREFDSRM2E	
2.5 x 0.45	40TMREFDSRM2.5E	
3 x 0.50	40TMREFDSRM3E	
4 x 0.70	40TMREFDSRM4E	
5 x 0.80	40TMREFDSRM5E	
6 x 1.00	40TMREFDSRM6E	
8 x 1.25	40TMREFDSRM8E	
10 x 1.50	40TMREFDSRM10E	

Tarauds machine à refouler sans rainures de lubrification métrique ISO DIN 13 — P : 222

Ø Pas mm	REF.	TARIF €
12 x 1.75	50TMREFDSRM12E	
14 x 2.00	50TMREFDSRM14E	
16 x 2.00	50TMREFDSRM16E	

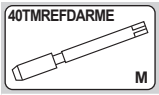

Tarauds machine à refouler sans rainures de lubrification métrique ISO DIN 13 — P : 223

Ø Pas mm	REF.	TARIF €
3 x 0.50	40TMREFDARM3E	
4 x 0.70	40TMREFDARM4E	
5 x 0.80	40TMREFDARM5E	
6 x 1.00	40TMREFDARM6E	
8 x 1.25	40TMREFDARM8E	
10 x 1.50	40TMREFDARM10E	

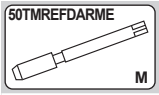

Tarauds machine à refouler sans rainures de lubrification métrique ISO DIN 13 — P : 223

Ø Pas mm	REF.	TARIF €
12 x 1.75	50TMREFDARM12E	
14 x 2.00	50TMREFDARM14E	
16 x 2.00	50TMREFDARM16E	

Tarauds machine à refouler sans rainures de lubrification métrique ISO DIN 13 — P : 224

Ø Pas mm	REF.	TARIF €
3 x 0.50	40TMREFDSRM3EVAPO	
4 x 0.70	40TMREFDSRM4EVAPO	
5 x 0.80	40TMREFDSRM5EVAPO	
6 x 1.00	40TMREFDSRM6EVAPO	
8 x 1.25	40TMREFDSRM8EVAPO	
10 x 1.50	40TMREFDSRM10EVAPO	

Tarauds machine à refouler sans rainures de lubrification métrique ISO DIN 13 — P : 224

Ø Pas mm	REF.	TARIF €
12 x 1.75	50TMREFDSRM12EVAPO	
14 x 2.00	50TMREFDSRM14EVAPO	
16 x 2.00	50TMREFDSRM16EVAPO	

Tarauds machine à refouler sans rainures de lubrification métrique ISO DIN 13 — P : 225

Ø Pas mm	REF.	TARIF €
3 x 0.50	40TMREFDARM3EVAPO	
4 x 0.70	40TMREFDARM4EVAPO	
5 x 0.80	40TMREFDARM5EVAPO	
6 x 1.00	40TMREFDARM6EVAPO	
8 x 1.25	40TMREFDARM8EVAPO	
10 x 1.50	40TMREFDARM10EVAPO	

Tarauds machine à refouler sans rainures de lubrification métrique ISO DIN 13 — P : 225

Ø Pas mm	REF.	TARIF €
12 x 1.75	50TMREFDARM12EVAPO	
14 x 2.00	50TMREFDARM14EVAPO	
16 x 2.00	50TMREFDARM16EVAPO	

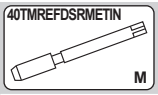

Tarauds machine à refouler sans rainures de lubrification métrique ISO DIN 13 — P : 226

Ø Pas mm	REF.	TARIF €
1 x 0.25	40TMREFDSRM1ETIN	
1.1 x 0.25	40TMREFDSRM11ETIN	
1.2 x 0.25	40TMREFDSRM12ETIN	
1.4 x 0.30	40TMREFDSRM14ETIN	
1.6 x 0.35	40TMREFDSRM16ETIN	
1.7 x 0.35	40TMREFDSRM17ETIN	
1.8 x 0.35	40TMREFDSRM18ETIN	
2 x 0.40	40TMREFDSRM2ETIN	
2.5 x 0.45	40TMREFDSRM2.5ETIN	
3 x 0.50	40TMREFDSRM3ETIN	
4 x 0.70	40TMREFDSRM4ETIN	
5 x 0.80	40TMREFDSRM5ETIN	
6 x 1.00	40TMREFDSRM6ETIN	
8 x 1.25	40TMREFDSRM8ETIN	
10 x 1.50	40TMREFDSRM10ETIN	

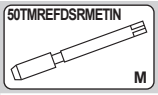

Tarauds machine à refouler sans rainures de lubrification métrique ISO DIN 13 — P : 226

Ø Pas mm	REF.	TARIF €
12 x 1.75	50TMREFDSRM12ETIN	
14 x 2.00	50TMREFDSRM14ETIN	
16 x 2.00	50TMREFDSRM16ETIN	

Tarauds machine à refouler avec rainures de lubrification métrique ISO DIN 13 (TiN) — P : 227

Ø Pas mm	REF.	TARIF €
3 x 0.50	40TMREFDARM3ETIN	
4 x 0.70	40TMREFDARM4ETIN	
5 x 0.80	40TMREFDARM5ETIN	
6 x 1.00	40TMREFDARM6ETIN	
8 x 1.25	40TMREFDARM8ETIN	
10 x 1.50	40TMREFDARM10ETIN	
12 x 1.75	50TMREFDARM12ETIN	
14 x 2.00	50TMREFDARM14ETIN	
16 x 2.00	50TMREFDARM16ETIN	

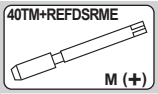

Tarauds machine à refouler majorés sans rainures de lubrification métrique ISO DIN 13 — P : 228

Ø mm	Pas	REF.	TARIF €
3	x 0.50	40TM+REFDSRM3E	
4	x 0.70	40TM+REFDSRM4E	
5	x 0.80	40TM+REFDSRM5E	
6	x 1.00	40TM+REFDSRM6E	
8	x 1.25	40TM+REFDSRM8E	
10	x 1.50	40TM+REFDSRM10E	

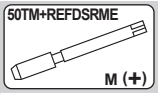

Tarauds machine à refouler majorés sans rainures de lubrification métrique ISO DIN 13 — P : 228

Ø mm	Pas	REF.	TARIF €
12	x 1.75	50TM+REFDSRM12E	

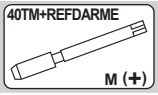

Tarauds machine à refouler majorés sans rainures de lubrification métrique ISO DIN 13 — P : 229

Ø mm	Pas	REF.	TARIF €
3	x 0.50	40TM+REFDARM3E	
4	x 0.70	40TM+REFDARM4E	
5	x 0.80	40TM+REFDARM5E	
6	x 1.00	40TM+REFDARM6E	
8	x 1.25	40TM+REFDARM8E	
10	x 1.50	40TM+REFDARM10E	

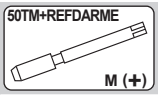

Tarauds machine à refouler majorés sans rainures de lubrification métrique ISO DIN 13 — P : 229

Ø mm	Pas	REF.	TARIF €
12	x 1.75	50TM+REFDARM12E	

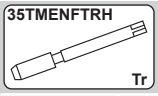

Tarauds machine à enfilade pour filetage trapézoidal DIN 103 — P : 232

Ø mm	Pas	REF.	TARIF €
10	x 2	35TMENFTR102H	
10	x 3	35TMENFTR103H	
12	x 3	35TMENFTR123H	
14	x 3	35TMENFTR143H	
14	x 4	35TMENFTR144H	
16	x 4	35TMENFTR164H	
18	x 4	35TMENFTR184H	
20	x 4	35TMENFTR204H	
22	x 4	35TMENFTR224H	
22	x 5	35TMENFTR225H	
24	x 5	35TMENFTR245H	
26	x 5	35TMENFTR265H	
28	x 5	35TMENFTR285H	
30	x 6	35TMENFTR306H	
32	x 6	35TMENFTR326H	
36	x 6	35TMENFTR366H	

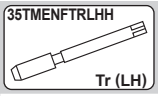

Tarauds machine à enfilade pour filetage trapézoidal à gauche DIN 103 — P : 233

Ø mm	Pas	REF.	TARIF €
10	x 2	35TMENFTR102LHH	
10	x 3	35TMENFTR103LHH	
12	x 3	35TMENFTR123LHH	
14	x 3	35TMENFTR143LHH	
14	x 4	35TMENFTR144LHH	
16	x 4	35TMENFTR164LHH	
18	x 4	35TMENFTR184LHH	
20	x 4	35TMENFTR204LHH	
22	x 5	35TMENFTR225LHH	
24	x 5	35TMENFTR245LHH	
26	x 5	35TMENFTR265LHH	
28	x 5	35TMENFTR285LHH	
30	x 6	35TMENFTR306LHH	
32	x 6	35TMENFTR326LHH	
36	x 6	35TMENFTR366LHH	

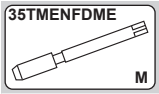

Tarauds machine à enfilade filetage métrique ISO DIN 13 — P : 234

Ø mm	Pas	REF.	TARIF €
3	x 0.50	35TMENFDM3E	
4	x 0.70	35TMENFDM4E	
5	x 0.80	35TMENFDM5E	
6	x 1.00	35TMENFDM6E	
8	x 1.25	35TMENFDM8E	
10	x 1.50	35TMENFDM10E	
12	x 1.75	35TMENFDM12E	
14	x 2.00	35TMENFDM14E	
16	x 2.00	35TMENFDM16E	
18	x 2.50	35TMENFDM18E	
20	x 2.50	35TMENFDM20E	
22	x 2.50	35TMENFDM22E	
24	x 3.00	35TMENFDM24E	

Filières rondes filetage métrique ISO DIN 13 Forme F — P : 242

Ø mm	Pas Pitch	REF.	TARIF €
1	x 0.25	510FRF16M1025H	
1.1	x 0.25	510FRF16M11025H	
1.2	x 0.25	510FRF16M12025H	
1.4	x 0.30	510FRF16M14030H	
1.6	x 0.35	510FRF16M16035H	
1.7	x 0.35	510FRF16M17035H	
1.8	x 0.35	510FRF16M18035H	
2	x 0.40	510FRF16M2040H	
2.2	x 0.45	510FRF16M22045H	
2.3	x 0.40	510FRF16M23040H	
2.5	x 0.45	510FRF16M25045H	
2.6	x 0.45	510FRF16M26045H	
3	x 0.50	510FRF20M3050H	
3.5	x 0.60	510FRF20M35060H	
4	x 0.70	510FRF20M4070H	
4.5	x 0.75	510FRF20M45075H	
5	x 0.80	510FRF20M5080H	
5.5	x 0.90	510FRF20M55090H	
6	x 1.00	510FRF20M6100H	
7	x 1.00	510FRF25M7100H	
8	x 1.25	510FRF25M8125H	
9	x 1.25	510FRF25M9125H	
10	x 1.50	510FRF30M10150H	
11	x 1.50	510FRF30M11150H	
12	x 1.75	510FRF38M12175H	
14	x 2.00	510FRF38M14200H	
15	x 2.00	510FRF38M15200H	
16	x 2.00	510FRF45M16200H	
18	x 2.50	510FRF45M18250H	
19	x 2.50	510FRF45M19250H	
20	x 2.50	510FRF45M20250H	
22	x 2.50	510FRF55M22250H	
24	x 3.00	510FRF55M24300H	
27	x 3.00	510FRF65M27300H	
30	x 3.50	510FRF65M30350H	
33	x 3.50	510FRF65M33350H	
36	x 4.00	510FRF65M36400H	
39	x 4.00	510FRF75M39400H	
42	x 4.50	510FRF75M42450H	
45	x 4.50	510FRF90M45450H	
48	x 5.00	510FRF90M48500H	
52	x 5.00	510FRF90M52500H	
56	x 5.50	510FRF105M56550H	
60	x 5.50	510FRF105M60550H	
64	x 6.00	510FRF120M64600H	
68	x 6.00	510FRF120M68600H	
72	x 6.00	510FRF120M72600H	
76	x 6.00	510FRF120M76600H	
80	x 6.00	510FRF120M80600H	
84	x 6.00	510FRF130M84600H	
88	x 6.00	510FRF140M88600H	
90	x 6.00	510FRF140M90600H	
92	x 6.00	510FRF140M92600H	
96	x 6.00	510FRF140M96600H	
100	x 6.00	510FRF150M100600H	

Filières rondes filetage métrique ISO DIN 13 Forme F — P : 243

Ø mm	Pas Pitch	REF.	TARIF €
3	x 0.50	510FRF25M3050H	
4	x 0.70	510FRF25M4070H	
5	x 0.80	510FRF25M5080H	
6	x 1.00	510FRF25M6100H	
8	x 1.25	510FRF25M8125H	
9	x 1.25	510FRF25M9125H	
10	x 1.50	510FRF25M10150H	
12	x 1.75	510FRF25M12175H	

Filières rondes filetage métrique ISO DIN 13 Forme O — P : 243

Ø mm	Pas Pitch	REF.	TARIF €
3	x 0.50	510FRF254M3050H	
4	x 0.70	510FRF254M4070H	
5	x 0.80	510FRF254M5080H	
6	x 1.00	510FRF254M6100H	
8	x 1.25	510FRF254M8125H	
10	x 1.50	510FRO254M10150H	
12	x 1.75	510FRF254M12175H	
14	x 2.00	510FRF381M12175H	
16	x 2.00	510FRF381M12175H	
18	x 2.50	510FRF381M12175H	
20	x 2.50	510FRF381M12175H	

Filières rondes filetage métrique ISO DIN 13 Forme F — P : 244

Ø mm	Pas Pitch	REF.	TARIF €
3	x 0.50	510FRF20MM3050H	
4	x 0.70	510FRF20MM4070H	
5	x 0.80	510FRF20MM5080H	
6	x 1.00	510FRF20MM6100H	
8	x 1.25	510FRF25MM8125H	
10	x 1.50	510FRF30MM10150H	
12	x 1.75	510FRF38MM12175H	
14	x 2.00	510FRF38MM14200H	
16	x 2.00	510FRF45MM16200H	
18	x 2.50	510FRF45MM18200H	
20	x 2.50	510FRF45MM20250H	

Filières rondes filetage métrique à pas fin ISO DIN 13 Forme F — P : 245

Ø mm	Pas Pitch	REF.	TARIF €
2.5	x 0.35	510FRF16MF25035H	
2.6	x 0.35	510FRF16MF26035H	
3	x 0.35	510FRF20MF3035H	
3.5	x 0.35	510FRF20MF35035H	
4	x 0.35	510FRF20MF4035H	
4	x 0.50	510FRF20MF4050H	
4.5	x 0.50	510FRF20MF45050H	
5	x 0.50	510FRF20MF5050H	
5	x 0.75	510FRF20MF5075H	
5.5	x 0.50	510FRF20MF55050H	
6	x 0.50	510FRF20MF6050H	
6	x 0.75	510FRF20MF6075H	
7	x 0.50	510FRF25MF7050H	
7	x 0.75	510FRF25MF7075H	
8	x 0.50	510FRF25MF8050H	
8	x 0.75	510FRF25MF8075H	
8	x 1.00	510FRF25MF8100H	
9	x 0.50	510FRF25MF9050H	
9	x 0.75	510FRF25MF9075H	
9	x 1.00	510FRF25MF9100H	
10	x 0.50	510FRF30MF10050H	
10	x 0.75	510FRF30MF10075H	
10	x 1.00	510FRF30MF10100H	
10	x 1.25	510FRF30MF10125H	
11	x 1.00	510FRF30MF11100H	
11	x 1.25	510FRF30MF11125H	
12	x 0.50	510FRF38MF12050H	
12	x 0.75	510FRF38MF12075H	
12	x 1.00	510FRF38MF12100H	
12	x 1.25	510FRF38MF12125H	
12	x 1.50	510FRF38MF12150H	
13	x 0.50	510FRF38MF13050H	
13	x 0.75	510FRF38MF13075H	
13	x 1.00	510FRF38MF13100H	
13	x 1.50	510FRF38MF13150H	
14	x 0.50	510FRF38MF14050H	
14	x 0.75	510FRF38MF14075H	
14	x 1.00	510FRF38MF14100H	
14	x 1.25	510FRF38MF14125H	
14	x 1.50	510FRF38MF14150H	
15	x 0.75	510FRF38MF15075H	
15	x 1.00	510FRF38MF15100H	
15	x 1.50	510FRF38MF15150H	
16	x 0.50	510FRF45MF16050H	
16	x 0.75	510FRF45MF16075H	
16	x 1.00	510FRF45MF16100H	
16	x 1.25	510FRF45MF16125H	
16	x 1.50	510FRF45MF16150H	
17	x 1.00	510FRF45MF17100H	
17	x 1.50	510FRF45MF17150H	
18	x 0.50	510FRF45MF18050H	
18	x 0.75	510FRF45MF18075H	
18	x 1.00	510FRF45MF18100H	
18	x 1.25	510FRF45MF18125H	
18	x 1.50	510FRF45MF18150H	
18	x 2.00	510FRF45MF18200H	

Suite de la page 18

19 x 1.00	510FRF65MF19100H	
19 x 1.50	510FRF65MF19150H	
20 x 0.50	510FRF65MF20050H	
20 x 0.75	510FRF65MF20075H	
20 x 1.00	510FRF65MF20100H	
20 x 1.25	510FRF65MF20125H	
20 x 1.50	510FRF65MF20150H	
20 x 2.00	510FRF65MF20200H	
21 x 1.00	510FRF65MF21100H	
21 x 1.50	510FRF65MF21150H	
22 x 0.50	510FRF55MF22050H	
22 x 0.75	510FRF55MF22075H	
22 x 1.00	510FRF55MF22100H	
22 x 1.25	510FRF55MF22125H	
22 x 1.50	510FRF55MF22150H	
22 x 2.00	510FRF55MF22200H	
23 x 1.00	510FRF55MF23100H	
23 x 1.50	510FRF55MF23150H	
24 x 0.50	510FRF55MF24050H	
24 x 0.75	510FRF55MF24075H	
24 x 1.00	510FRF55MF24100H	
24 x 1.25	510FRF55MF24125H	
24 x 1.50	510FRF55MF24150H	
24 x 2.00	510FRF55MF24200H	
25 x 1.00	510FRF55MF25100H	
25 x 1.50	510FRF55MF25150H	
26 x 1.00	510FRF55MF26100H	
26 x 1.50	510FRF55MF26150H	
26 x 2.00	510FRF55MF26200H	
27 x 1.00	510FRF65MF27100H	
27 x 1.50	510FRF65MF27150H	
27 x 2.00	510FRF65MF27200H	
28 x 1.00	510FRF65MF28100H	
28 x 1.50	510FRF65MF28150H	
28 x 2.00	510FRF65MF28200H	
29 x 1.50	510FRF65MF29150H	
30 x 1.00	510FRF65MF30100H	
30 x 1.50	510FRF65MF30150H	
30 x 2.00	510FRF65MF30200H	
30 x 2.50	510FRF65MF30250H	
30 x 3.00	510FRF65MF30300H	
32 x 1.00	510FRF65MF32100H	
32 x 1.50	510FRF65MF32150H	
32 x 2.00	510FRF65MF32200H	
32 x 3.00	510FRF65MF32300H	
33 x 1.50	510FRF65MF33150H	
33 x 2.00	510FRF65MF33200H	
33 x 3.00	510FRF65MF33300H	
34 x 1.00	510FRF65MF34100H	
34 x 1.50	510FRF65MF34150H	
34 x 2.00	510FRF65MF34200H	
35 x 1.00	510FRF65MF35100H	
35 x 1.50	510FRF65MF35150H	
35 x 2.00	510FRF65MF35200H	
36 x 1.00	510FRF65MF36100H	
36 x 1.50	510FRF65MF36150H	
36 x 2.00	510FRF65MF36200H	
36 x 3.00	510FRF65MF36300H	
37 x 1.50	510FRF65MF37150H	
38 x 1.00	510FRF75MF38100H	
38 x 1.50	510FRF75MF38150H	
38 x 2.00	510FRF75MF38200H	
38 x 3.00	510FRF75MF38300H	
39 x 1.50	510FRF75MF39150H	
39 x 2.00	510FRF75MF39200H	
39 x 3.00	510FRF75MF39300H	
40 x 1.00	510FRF75MF40100H	
40 x 1.50	510FRF75MF40150H	
40 x 2.00	510FRF75MF40200H	
40 x 3.00	510FRF75MF40300H	
42 x 1.00	510FRF75MF42100H	
42 x 1.50	510FRF75MF42150H	
42 x 2.00	510FRF75MF42200H	
42 x 3.00	510FRF75MF42300H	
44 x 1.50	510FRF90MF44150H	
44 x 2.00	510FRF90MF44200H	
45 x 1.00	510FRF90MF90100H	
45 x 1.50	510FRF90MF90150H	
45 x 2.00	510FRF90MF90200H	
45 x 3.00	510FRF90MF90300H	
46 x 1.50	510FRF90MF46150H	
48 x 1.00	510FRF90MF48100H	
48 x 1.50	510FRF90MF48150H	
48 x 2.00	510FRF90MF48200H	
48 x 3.00	510FRF90MF48300H	
50 x 1.50	510FRF90MF50150H	
50 x 2.00	510FRF90MF50200H	
50 x 3.00	510FRF90MF50300H	
52 x 1.50	510FRF90MF52150H	
52 x 2.00	510FRF90MF52200H	
52 x 3.00	510FRF90MF52300H	
54 x 1.00	510FRF105MF54100H	
54 x 1.50	510FRF105MF54150H	
54 x 2.00	510FRF105MF54200H	
54 x 3.00	510FRF105MF54300H	
54 x 4.00	510FRF105MF54400H	
55 x 1.50	510FRF105MF55150H	
55 x 2.50	510FRF105MF55250H	
55 x 3.00	510FRF105MF55300H	
55 x 4.00	510FRF105MF55400H	
56 x 1.00	510FRF105MF56100H	
56 x 1.50	510FRF105MF56150H	
56 x 2.00	510FRF105MF56200H	
56 x 3.00	510FRF105MF56300H	
56 x 4.00	510FRF105MF56400H	
58 x 1.00	510FRF105MF58100H	
58 x 1.50	510FRF105MF58150H	
58 x 2.00	510FRF105MF58200H	
58 x 3.00	510FRF105MF58300H	
58 x 4.00	510FRF105MF58400H	
60 x 1.50	510FRF105MF60150H	
60 x 2.00	510FRF105MF60200H	
60 x 3.00	510FRF105MF60300H	
60 x 4.00	510FRF105MF60400H	
62 x 1.50	510FRF105MF62150H	
62 x 2.00	510FRF105MF62200H	
62 x 3.00	510FRF105MF62300H	
62 x 4.00	510FRF105MF62400H	
63 x 1.50	510FRF105MF63150H	
64 x 1.50	510FRF120MF64150H	
64 x 2.00	510FRF120MF64200H	
64 x 3.00	510FRF120MF64300H	
64 x 4.00	510FRF120MF64400H	
65 x 1.50	510FRF120MF65150H	
65 x 2.00	510FRF120MF65200H	
65 x 3.00	510FRF120MF65300H	
65 x 4.00	510FRF120MF65400H	
68 x 1.50	510FRF120MF68150H	
68 x 2.00	510FRF120MF68200H	
68 x 3.00	510FRF120MF68300H	
68 x 4.00	510FRF120MF68400H	
70 x 1.50	510FRF120MF70150H	
70 x 2.00	510FRF120MF70200H	
70 x 3.00	510FRF120MF70300H	
70 x 4.00	510FRF120MF70400H	
72 x 1.50	510FRF120MF72150H	
72 x 2.00	510FRF120MF72200H	
72 x 3.00	510FRF120MF72300H	
72 x 4.00	510FRF120MF72400H	
74 x 1.50	510FRF120MF74150H	
74 x 2.00	510FRF120MF74200H	
74 x 3.00	510FRF120MF74300H	
74 x 4.00	510FRF120MF74400H	
75 x 1.50	510FRF120MF75150H	
75 x 2.00	510FRF120MF75200H	
75 x 3.00	510FRF120MF75300H	
75 x 4.00	510FRF120MF75400H	
76 x 1.50	510FRF120MF76150H	
76 x 2.00	510FRF120MF76200H	
76 x 3.00	510FRF120MF76300H	
76 x 4.00	510FRF120MF76400H	
78 x 1.50	P247 510FRF120MF78150H	
78 x 2.00	510FRF120MF78200H	
78 x 3.00	510FRF120MF78300H	
78 x 4.00	510FRF120MF78400H	
80 x 1.50	510FRF120MF80150H	
80 x 2.00	510FRF120MF80200H	
80 x 3.00	510FRF120MF80300H	
80 x 4.00	510FRF120MF80400H	
82 x 1.50	510FRF130MF82150H	
82 x 2.00	510FRF130MF82200H	
82 x 3.00	510FRF130MF82300H	
82 x 4.00	510FRF130MF82400H	
84 x 1.50	510FRF130MF84150H	
84 x 2.00	510FRF130MF84200H	
84 x 3.00	510FRF130MF84300H	
84 x 4.00	510FRF130MF84400H	
85 x 1.50	510FRF130MF85150H	
85 x 2.00	510FRF130MF85200H	
85 x 3.00	510FRF130MF85300H	
85 x 4.00	510FRF130MF85400H	
86 x 1.50	510FRF140MF86150H	
86 x 2.00	510FRF140MF86200H	
86 x 3.00	510FRF140MF86300H	
86 x 4.00	510FRF140MF86400H	
88 x 1.50	510FRF140MF88150H	
88 x 2.00	510FRF140MF88200H	
88 x 3.00	510FRF140MF88300H	
88 x 4.00	510FRF140MF88400H	
90 x 1.50	510FRF140MF90150H	
90 x 2.00	510FRF140MF90200H	
90 x 3.00	510FRF140MF90300H	
90 x 4.00	510FRF140MF90400H	
92 x 1.50	510FRF140MF92150H	
92 x 2.00	510FRF140MF92200H	
92 x 3.00	510FRF140MF92300H	
92 x 4.00	510FRF140MF92400H	
95 x 1.50	510FRF140MF95150H	
95 x 2.00	510FRF140MF95200H	
95 x 3.00	510FRF140MF95300H	
95 x 4.00	510FRF140MF95400H	
96 x 1.50	510FRF140MF96150H	
96 x 2.00	510FRF140MF96200H	
96 x 3.00	510FRF140MF96300H	
96 x 4.00	510FRF140MF96400H	
98 x 1.50	510FRF150MF98150H	
98 x 2.00	510FRF150MF98200H	
98 x 3.00	510FRF150MF98300H	
98 x 4.00	510FRF150MF98400H	
100 x 1.50	510FRF150MF100150H	
100 x 2.00	510FRF150MF100200H	
100 x 3.00	510FRF150MF100300H	
100 x 4.00	510FRF150MF100400H	
105 x 1.50	510FRF150MF105150H	
105 x 2.00	510FRF150MF105200H	
105 x 3.00	510FRF150MF105300H	
105 x 4.00	510FRF150MF105400H	
110 x 1.50	510FRF160MF110150H	
110 x 2.00	510FRF160MF110200H	
110 x 3.00	510FRF160MF110300H	
110 x 4.00	510FRF160MF110400H	

23FRF-BSW-H — BSW

Filières rondes filetage Whitworth BS 84 DIN 223 (DIN EN 22568) Forme F P : 248

Pouce Ø Inch	Nb filets Pouce TPI	REF.	TARIF €
1/16	x 60	23FRF16BSW116H	
3/32	x 48	23FRF16BSW332H	
1/8	x 40	23FRF20BSW18H	
5/32	x 32	23FRF20BSW532H	
3/16	x 24	23FRF20BSW316H	
7/32	x 24	23FRF20BSW732H	
1/4	x 20	23FRF20BSW14H	
5/16	x 18	23FRF25BSW516H	
3/8	x 16	23FRF30BSW38H	
7/16	x 14	23FRF30BSW716H	
1/2	x 12	23FRF38BSW12H	
9/16	x 12	23FRF38BSW916H	
5/8	x 11	23FRF45BSW58H	
3/4	x 10	23FRF45BSW34H	
7/8	x 9	23FRF55BSW78H	
1.1/8	x 7	23FRF55BSW118H	
1.1/4	x 7	23FRF65BSW114H	
1.3/8	x 6	23FRF65BSW138H	
1.1/2	x 6	23FRF65BSW112H	
1.1/2	x 6	23FRF65BSW112H	
1.5/8	x 5	23FRF75BSW158H	
1.3/4	x 5	23FRF75BSW134H	
1.7/8	x 4.1/2	23FRF90BSW178H	
2"	x 4.1/2	23FRF90BSW2H	
2.1/4	x 4	23FRF90BSW214H	
2.1/2	x 4	23FRF105BSW212H	
2.3/4	x 3.1/2	23FRF105BSW234H	
3"	x 3.1/2	23FRF120BSW3H	

23FRF-BSF-H — BSF

Filières rondes filetage Whitworth BS 84 DIN 223 (DIN EN 22568) Forme F P : 248

Pouce Ø Inch	Nb filets Pouce TPI	REF.	TARIF €
3/16	x 32	23FRF20BSF316H	
1/4	x 26	23FRF20BSF14H	
5/16	x 22	23FRF25BSF516H	
3/8	x 20	23FRF30BSF38H	
7/16	x 18	23FRF30BSF716H	
1/2	x 16	23FRF38BSF12H	
9/16	x 16	23FRF38BSF916H	
5/8	x 14	23FRF45BSF58H	
3/4	x 12	23FRF45BSF34H	
7/8	x 11	23FRF55BSF78H	
1"	x 10	23FRF55BSF118H	

22FRF-UNC-H — UNC

Filières rondes filetage unifié pas gros ANSI B 1.1 DIN 223 (DIN EN 22568) Forme F P : 249

Pouce Ø Inch	Nb filets Pouce TPI	REF.	TARIF €
Nr.1	x 64	22FRF16UNCNR1H	
Nr.2	x 56	22FRF16UNCNR2H	
Nr.3	x 48	22FRF16UNCNR3H	
Nr.4	x 40	22FRF20UNCNR4H	
Nr.5	x 40	22FRF20UNCNR5H	
Nr.6	x 32	22FRF20UNCNR6H	
Nr.8	x 32	22FRF20UNCNR8H	
Nr.10	x 24	22FRF20UNCNR10H	
Nr.12	x 24	22FRF20UNCNR12H	
1/4	x 20	22FRF20UNC14H	
5/16	x 18	22FRF25UNC516H	
3/8	x 16	22FRF30UNC38H	
7/16	x 14	22FRF30UNC716H	
1/2	x 13	22FRF38UNC12H	
9/16	x 12	22FRF38UNC916H	
5/8	x 11	22FRF45UNC58H	
3/4	x 10	22FRF45UNC34H	
7/8	x 9	22FRF55UNC78H	
1"	x 8	22FRF55UNC1H	
1.1/8	x 7	22FRF65UNC118H	
1.1/4	x 7	22FRF65UNC114H	
1.3/8	x 6	22FRF65UNC138H	
1.1/2	x 6	22FRF65UNC112H	
1.1/2	x 6	22FRF75UNC112H	
1.5/8	x 5	22FRF75UNC158H	
1.3/4	x 5	22FRF90UNC134H	
1.7/8	x 4.1/2	22FRF90UNC178H	
2"	x 4.1/2	22FRF90UNC2H	

20FRO-BA-H — BA

Filières rondes
filetage unifié pas gros ANSI B 1.1
DIN 223 (DIN EN 22568)
Forme O — **P : 249**

Pouce Ø Inch	Nb filets Pouce TPI	REF.	TARIF €
6	x 1	20FRO206BA0H	
5.30	x 0.90	20FRO206BA1H	
4.70	x 0.81	20FRO206BA2H	
4.10	x 1.73	20FRO206BA3H	
3.60	x 0.66	20FRO206BA4H	
3.20	x 0.59	20FRO206BA5H	
2.80	x 0.53	20FRO206BA6H	

22FRF-UNF-H — UNF

Filières rondes
filetage unifié pas fin ANSI B 1.1
DIN 223 (DIN EN 22568)
Forme F — **P : 250**

Pouce Ø Inch	Nb filets Pouce TPI	REF.	TARIF €
Nr.0	x 80	22FRF16UNFNR0H	
Nr.1	x 72	22FRF16UNFNR1H	
Nr.2	x 64	22FRF16UNFNR2H	
Nr.3	x 56	22FRF16UNFNR3H	
Nr.4	x 48	22FRF20UNFNR4H	
Nr.5	x 44	22FRF20UNFNR5H	
Nr.6	x 40	22FRF20UNFNR6H	
Nr.8	x 36	22FRF20UNFNR8H	
Nr.10	x 32	22FRF20UNFNR10H	
Nr.12	x 28	22FRF20UNFNR12H	
14 1/4	x 28	22FRF20UNF1414H	
5/16	x 24	22FRF20UNF516H	
3/8	x 24	22FRF30UNF38H	
7/16	x 20	22FRF30UNF716H	
1/2	x 20	22FRF38UNF12H	
9/16	x 18	22FRF38UNF916H	
5/8	x 18	22FRF45UNF58H	
3/4	x 16	22FRF45UNF34H	
7/8	x 14	22FRF55UNF78H	
1"	x 12	22FRF55UNF1H	
1"	x 14	22FRF55UNF1AH	
1.1/8	x 12	22FRF65UNF118H	
1.1/4	x 12	22FRF65UNF114H	
1.3/8	x 12	22FRF65UNF138H	
1.1/2	x 12	22FRF65UNF112H	
1.1/2	x 12	22FRF75UNF112H	

22FRF-UNEF-H — UNEF

Filières rondes
filetage unifié extra-fin ANSI B 1.1
DIN 223 (DIN EN 22568)
Forme F — **P : 251**

Pouce Ø Inch	Nb filets Pouce TPI	REF.	TARIF €
Nr.12	x 32	22FRF20UNEFNR12H	
1/4	x 32	22FRF20UNEF14H	
5/16	x 32	22FRF20UNEF516H	
3/8	x 32	22FRF30UNEF38H	
7/16	x 28	22FRF30UNEF716H	
1/2	x 28	22FRF38UNEF12H	
9/16	x 24	22FRF38UNEF916H	
5/8	x 24	22FRF45UNEF58H	
11/16	x 24	22FRF45UNEF1116H	
3/4	x 20	22FRF55UNEF34H	
13/16	x 20	22FRF55UNEF1316H	
7/8	x 20	22FRF55UNEF78H	
15/16	x 20	22FRF65UNEF1516H	
1"	x 20	22FRF65UNEF1H	
1.1/16	x 18	22FRF65UNEF1116H	
1.1/8	x 18	22FRF65UNEF118H	
1.3/16	x 18	22FRF75UNEF1316H	
1.1/4	x 18	22FRF75UNEF114H	
1.5/16	x 18	22FRF75UNEF1516H	
1.3/8	x 18	22FRF75UNEF138H	
1.7/16	x 18	22FRF75UNEF1716H	
1.1/2	x 18	22FRF75UNEF112H	

21FRF-BSP-H — G (BSP)

Filières rondes
filetage gaz G (BSP)
DIN 5158 (DIN EN 24231)
Forme F — **P : 252**

Pouce Ø Inch	Nb filets Pouce TPI	REF.	TARIF €
1/8	x 28	21FRF30BSP18H	
1/4	x 19	21FRF38BSP14H	
3/8	x 19	21FRF45BSP38H	
1/2	x 14	21FRF45BSP12H	
5/8	x 14	21FRF55BSP58H	
3/4	x 14	21FRF55BSP34H	
7/8	x 14	21FRF65BSP78H	
1"	x 11	21FRF65BSP1H	
1.1/8	x 11	21FRF75BSP118H	
1.1/4	x 11	21FRF75BSP114H	
1.3/8	x 11	21FRF90BSP138H	
1.1/2	x 11	21FRF90BSP112H	
1.5/8	x 11	21FRF90BSP158H	
1.3/4	x 11	21FRF105BSP134H	
2"	x 11	21FRF90BSP2H	
2"	x 11	21FRF105BSP2H	
2.1/4	x 11	21FRF120BSP214H	
2.1/2	x 11	21FRF120BSP212H	
2.3/4	x 11	21FRF120BSP234H	
3"	x 11	21FRF130BSP3H	
3.1/2	x 11	21FRF150BSP312H	
4"	x 11	21FRF160BSP4H	

25FO-BSPT-H — BSPT

Filières rondes filetage gaz conique
conicité 1:16
DIN 5158 (DIN EN 24231)
Forme O — **P : 253**

Pouce Ø Inch	Nb filets Pouce TPI	REF.	TARIF €
1/8	x 28	25FO38BSPT18H	
1/4	x 19	25FO38BSPT14H	
3/8	x 19	25FO50BSPT38H	
1/2	x 14	25FO50BSPT12H	
3/4	x 14	25FO50BSPT34H	
1"	x 11	25FO63BSPT1H	
1.1/4	x 11	25FO75BSPT114H	

26FF-PG-H — PG

Filières rondes
filetage électrique
DIN 40 430
Forme F — **P : 253**

Pouce Ø Inch	Nb filets Pouce TPI	REF.	TARIF €
7	x 20	26FF38PG7H	
9	x 18	26FF45PG9H	
11	x 18	26FF45PG11H	
13.5	x 18	26FF45PG135H	
16	x 18	26FF55PG16H	
21	x 16	26FF65PG21H	
29	x 16	26FF65PG29H	
36	x 16	26FF90PG36H	
42	x 16	26FF105PG42H	
48	x 16	26FF105PG48H	

24FRF-NPT-H — NPT

Filières rondes
filetage NPT
conicité 1:16
Forme F — **P : 254**

Pouce Ø Inch	Nb filets Pouce TPI	REF.	TARIF €
1/16	x 27	24FRF25NTP116H	
1/8	x 27	24FRF30NTP18H	
1/4	x 18	24FRF38NTP14H	
3/8	x 18	24FRF45NTP38H	
1/2	x 14	24FRF45NTP12H	
5/8	x 14	24FRF55NTP58H	
3/4	x 14	24FRF55NTP34H	
7/8	x 14	24FRF65NTP78H	
1"	x 11.5	24FRF65NTP1H	
1.1/4	x 11.5	24FRF75NPT114H	
1.1/2	x 11.5	24FRF90NTP112H	
2"	x 11.5	24FRF105NTP2H	

24FRO-NPTF-H — NPTF

Filières rondes
filetage NPTF
conicité 1:16
Forme O — **P : 254**

Pouce Ø Inch	Nb filets Pouce TPI	REF.	TARIF €
1/8	x 27	24FRO50NTPF18H	
1/4	x 18	24FRO50NTPF14H	
3/8	x 18	24FRO50NTPF38H	
1/2	x 14	24FRO50NTPF12H	
3/4	x 14	24FRO50NTPF34H	
1"	x 11.5	24FRO50NTPF1H	

27FRF-FG-H — FG

Filières rondes
filetage pour vélo
DIN 79012 et BS 811
Forme F — **P : 255**

mm Ø mm	Nb filets Pouce TPI	REF.	TARIF €
2	x 56	27FRF16FG2H	
2.3	x 56	27FRF16FG23H	
2.6	x 56	27FRF16FG26H	
6.35	x 26	27FRF20FG635H	
7.9	x 26	27FRF25FG79H	
9.5	x 26	27FRF30FG95H	
14.3	x 20	27FRF38FG143H	
14.3	x 20	27FRF38FG143LHH	
25.4	x 24	27FRF55FG254H	

27FRO-BSC-H — BSC

Filières rondes
filetage pour vélo
DIN 79012 et BS 811
Forme O — **P : 255**

Pouce Ø Inch	Nb filets Pouce TPI	REF.	TARIF €
1/4	x 26	27FRO20BSC14H	
5/16	x 26	27FRO25BSC516H	
3/8	x 26	27FRO30BSC38H	
9/16	x 20	27FRO38BSC916H	
9/16	x 20	27FRO38BSC916LHH	
1"	x 24	27FRO55BSC1H	

27FRF-VG-H — Vg

Filières rondes
filetage pour valve
DIN 7756
Forme F — **P : 256**

mm Ø mm	Nb filets Pouce TPI	REF.	TARIF €
5	x 36	27FRF20VG5H	
5.2	x 24	27FRF20VG52H	
6	x 32	27FRF20VG6H	
8	x 32	27FRF25VG8H	
10	x 28	27FRF30VG10LHH	
12	x 26	27FRF30VG12H	

510FRF-M-E — M

Filières rondes entrée GUN
filetage métrique
ISO DIN 13
Forme F — **P : 257**

mm Ø mm	Nb filets Pouce TPI	REF.	TARIF €
3	x 0.50	510FRF20M3050E	
4	x 0.70	510FRF20M4070E	
5	x 0.80	510FRF20M5080E	
6	x 1.00	510FRF20M6100E	
8	x 1.25	510FRF25M8125E	
10	x 1.50	510FRF30M10150E	
12	x 1.75	510FRF38M12175E	
14	x 2.00	510FRF38M14200E	
16	x 2.00	510FRF45M16200E	
18	x 2.50	510FRF45M18250E	
20	x 2.50	510FRF45M20250E	
22	x 2.50	510FRF55M22250E	
24	x 3.00	510FRF55M24300E	
27	x 3.00	510FRF65M27300E	
30	x 3.50	510FRF65M30350E	

510FRF-MF-E — MF

Filières rondes entrée GUN
filetage métrique pas fin
ISO DIN 13
Forme F — **P : 258**

mm Ø mm	Nb filets Pouce TPI	REF.	TARIF €
6	x 0.75	510FRF20MF6075E	
8	x 0.75	510FRF25MF8075E	
8	x 1.00	510FRF20MF8100E	
10	x 1.00	510FRF20MF10100E	
10	x 1.25	510FRF25MF10125E	
12	x 1.00	510FRF30MF12100E	
12	x 1.25	510FRF38MF12125E	
12	x 1.50	510FRF38MF12150E	
14	x 1.25	510FRF45MF14125E	
14	x 1.50	510FRF45MF14150E	
16	x 1.50	510FRF45MF16150E	
18	x 1.50	510FRF55MF18150E	
18	x 2.00	510FRF55MF18200E	
20	x 1.50	510FRF65MF20150E	
20	x 2.00	510FRF65MF20200E	
22	x 1.50	510FRF55MF22150E	
24	x 1.50	510FRF55MF24150E	

591FRF-BSP-E — G (BSP)

Filières rondes
entrée GUN filetage gaz
DIN ISO 228
Forme F — **P : 259**

Pouce Ø Inch	Nb filets Pouce TPI	REF.	TARIF €
1/8	x 28	591FRF30BSP18E	
1/4	x 19	591FRF38BSP14E	
3/8	x 19	591FRF45BSP38E	
1/2	x 14	591FRF45BSP12E	
3/4	x 14	591FRF55BSP34E	
1"	x 11	591FRF65BSP1E	

510FRF-M-LHH — M (LH)

Filières rondes coupe à gauche filetage métrique ISO DIN 13 Forme F — P : 260

Ø mm		Pas Pitch	REF.	TARIF €
2	x	0.40	510FRF16M2040LHH	
3	x	0.50	510FRF20M3050LHH	
4	x	0.70	510FRF20M4070LHH	
5	x	0.80	510FRF20M5080LHH	
6	x	1.00	510FRF20M6100LHH	
8	x	1.25	510FRF25M8125LHH	
10	x	1.50	510FRF30M10150LHH	
12	x	1.75	510FRF38M12175LHH	
14	x	2.00	510FRF38M14200LHH	
16	x	2.00	510FRF45M16200LHH	
18	x	2.50	510FRF45M18250LHH	
20	x	2.50	510FRF45M20250LHH	
22	x	2.50	510FRF55M22250LHH	
24	x	3.00	510FRF55M24300LHH	
27	x	3.00	510FRF65M27300LHH	
30	x	3.50	510FRF65M30350LHH	
33	x	3.50	510FRF65M33350LHH	
36	x	4.00	510FRF65M36400LHH	
39	x	4.00	510FRF75M39400LHH	
42	x	4.50	510FRF75M42450LHH	
45	x	4.50	510FRF90M45450LHH	
48	x	5.00	510FRF90M48500LHH	
52	x	5.00	510FRF90M52500LHH	

510FRF-MF-LHH — MF (LH)

Filières rondes coupe à gauche filetage métrique pas fin ISO DIN 13 Forme F — P : 261

Ø mm		Pas Pitch	REF.	TARIF €
2.5	x	0.35	510FRF16MF25035LHH	
3	x	0.35	510FRF20MF3035LHH	
3.5	x	0.35	510FRF20MF35035LHH	
4	x	0.35	510FRF20MF4035LHH	
4	x	0.50	510FRF20MF4050LHH	
4.5	x	0.50	510FRF20MF45050LHH	
5	x	0.50	510FRF20MF5050LHH	
5	x	0.75	510FRF20MF5075LHH	
5.5	x	0.50	510FRF20MF55050LHH	
6	x	0.50	510FRF20MF6050LHH	
6	x	0.75	510FRF20MF6075LHH	
7	x	0.50	510FRF25MF7050LHH	
7	x	0.75	510FRF25MF7075LHH	
8	x	0.50	510FRF25MF8050LHH	
8	x	0.75	510FRF25MF8075LHH	
8	x	1.00	510FRF25MF8100LHH	
9	x	0.50	510FRF25MF9050LHH	
9	x	0.75	510FRF25MF9075LHH	
9	x	1.00	510FRF25MF9100LHH	
10	x	0.50	510FRF30MF10050LHH	
10	x	0.75	510FRF30MF10075LHH	
10	x	1.00	510FRF30MF10100LHH	
10	x	1.25	510FRF30MF10125LHH	
11	x	1.00	510FRF30MF11100LHH	
11	x	1.25	510FRF30MF11125LHH	
12	x	0.50	510FRF38MF12050LHH	
12	x	0.75	510FRF38MF12075LHH	
12	x	1.00	510FRF38MF12100LHH	
12	x	1.25	510FRF38MF12125LHH	
12	x	1.50	510FRF38MF12150LHH	
13	x	0.50	510FRF38MF13050LHH	
13	x	0.75	510FRF38MF13075LHH	
13	x	1.00	510FRF38MF13100LHH	
13	x	1.50	510FRF38MF13150LHH	
14	x	0.50	510FRF38MF14050LHH	
14	x	0.75	510FRF38MF14075LHH	
14	x	1.00	510FRF38MF14100LHH	
14	x	1.25	510FRF38MF14125LHH	
14	x	1.50	510FRF38MF14150LHH	
15	x	0.75	510FRF38MF15075LHH	
15	x	1.00	510FRF38MF15100LHH	
15	x	1.50	510FRF38MF15150LHH	
16	x	0.75	510FRF45MF16075LHH	
16	x	1.00	510FRF45MF16100LHH	
16	x	1.25	510FRF45MF16125LHH	
16	x	1.50	510FRF45MF16150LHH	
17	x	1.00	510FRF45MF17100LHH	
17	x	1.50	510FRF45MF17150LHH	
18	x	0.75	510FRF45MF18075LHH	
18	x	1.00	510FRF45MF18100LHH	
18	x	1.25	510FRF45MF18125LHH	
18	x	1.50	510FRF45MF18150LHH	
18	x	2.00	510FRF45MF18200LHH	
19	x	1.00	510FRF45MF19100LHH	
19	x	1.50	510FRF45MF19150LHH	
20	x	0.50	510FRF45MF20050LHH	
20	x	0.75	510FRF45MF20075LHH	
20	x	1.00	510FRF45MF20100LHH	
20	x	1.25	510FRF45MF20125LHH	
20	x	1.50	510FRF45MF20150LHH	
20	x	2.00	P262 510FRF45MF20200LHH	
21	x	1.00	510FRF45MF21100LHH	
21	x	1.50	510FRF45MF21150LHH	
22	x	1.00	510FRF55MF22100LHH	
22	x	1.25	510FRF55MF22125LHH	
22	x	1.50	510FRF55MF22150LHH	
22	x	2.00	510FRF55MF22200LHH	
24	x	1.25	510FRF55MF24125LHH	
24	x	1.50	510FRF55MF24150LHH	
24	x	2.00	510FRF55MF24200LHH	
25	x	1.00	510FRF55MF25100LHH	
25	x	1.50	510FRF55MF25150LHH	
26	x	1.00	510FRF55MF26100LHH	
26	x	1.50	510FRF55MF26150LHH	
26	x	2.00	510FRF55MF26200LHH	
27	x	1.00	510FRF65MF27100LHH	
27	x	1.50	510FRF65MF27150LHH	
27	x	2.00	510FRF65MF27200LHH	
28	x	1.00	510FRF65MF28100LHH	
28	x	1.50	510FRF65MF28150LHH	
28	x	2.00	510FRF65MF28200LHH	
29	x	1.50	510FRF65MF29150LHH	
30	x	1.00	510FRF65MF30100LHH	
30	x	1.50	510FRF65MF30150LHH	
30	x	2.00	510FRF65MF30200LHH	
30	x	2.50	510FRF65MF30250LHH	
30	x	3.00	510FRF65MF30300LHH	
32	x	1.00	510FRF65MF32100LHH	
32	x	1.50	510FRF65MF32150LHH	
32	x	2.00	510FRF65MF32200LHH	
32	x	3.00	510FRF65MF32300LHH	
33	x	1.50	510FRF65MF33150LHH	
33	x	2.00	510FRF65MF33200LHH	
33	x	3.00	510FRF65MF33300LHH	
34	x	1.00	510FRF65MF34100LHH	
34	x	1.50	510FRF65MF34150LHH	
34	x	2.00	510FRF65MF34200LHH	
35	x	1.00	510FRF65MF35100LHH	
35	x	1.50	510FRF65MF33150LHH	
35	x	2.00	510FRF65MF35200LHH	
36	x	1.00	510FRF65MF36100LHH	
36	x	1.50	510FRF65MF36150LHH	
36	x	2.00	510FRF65MF36200LHH	
36	x	3.00	510FRF65MF36300LHH	
37	x	1.50	510FRF65MF37150LHH	
38	x	1.00	510FRF75MF38100LHH	
38	x	1.50	510FRF75MF38150LHH	
38	x	2.00	510FRF75MF38200LHH	
38	x	3.00	510FRF75MF38300LHH	
39	x	1.50	510FRF75MF39150LHH	
39	x	2.00	510FRF75MF39200LHH	
39	x	3.00	510FRF75MF39300LHH	
40	x	1.00	510FRF75MF40100LHH	
40	x	1.50	510FRF75MF40150LHH	
40	x	2.00	510FRF75MF40200LHH	
40	x	3.00	510FRF75MF40300LHH	
42	x	1.00	510FRF75MF42100LHH	
42	x	1.50	510FRF75MF42150LHH	
42	x	2.00	510FRF75MF42200LHH	
42	x	3.00	510FRF75MF42300LHH	
44	x	1.50	510FRF90MF44150LHH	
45	x	1.50	510FRF90MF45150LHH	
45	x	2.00	510FRF90MF45200LHH	
45	x	3.00	510FRF90MF45300LHH	
46	x	1.50	510FRF90MF46150LHH	
48	x	1.50	510FRF90MF48150LHH	
48	x	2.00	510FRF90MF48200LHH	
48	x	3.00	510FRF90MF48300LHH	
50	x	1.50	510FRF90MF50150LHH	
50	x	2.00	510FRF90MF50200LHH	
50	x	3.00	510FRF90MF50300LHH	
52	x	1.50	510FRF90MF52150LHH	
52	x	2.00	510FRF90MF52200LHH	
52	x	3.00	510FRF90MF52300LHH	

23FRF-BSW-LHH — BSW (LH)

Filières rondes coupe à gauche filetage Whitworth BS 84 DIN 223 (DIN EN 22568) Forme F — P : 263

Pouce Ø Inch		Nb filets Pouce TPI	REF.	TARIF €
1/8	x	40	23FRF20BSW18LHH	
5/32	x	32	23FRF20BSW532LHH	
3/16	x	24	23FRF20BSW316LHH	
1/4	x	20	23FRF20BSW14LHH	
5/16	x	18	23FRF25BSW516LHH	
3/8	x	16	23FRF30BSW38LHH	
7/16	x	14	23FRF30BSW716LHH	
1/2	x	12	23FRF38BSW12LHH	
9/16	x	12	23FRF38BSW916LHH	
5/8	x	11	23FRF45BSW58LHH	
3/4	x	10	23FRF45BSW34LHH	
7/8	x	9	23FRF55BSW78LHH	
1"	x	8	23FRF55BSW1LHH	

22FRF-UNC-LHH — UNC (LH)

Filières rondes coupe à gauche filetage unifié ANSI B 1.1 DIN 223 (DIN EN 22568) Forme F — P : 264

Pouce Ø Inch		Nb filets Pouce TPI	REF.	TARIF €
Nr.6	x	32	22FRF20UNCNR6LHH	
Nr.8	x	32	22FRF20UNCNR8LHH	
Nr.10	x	24	22FRF20UNCNR10LHH	
1/4	x	20	22FRF20UNC14LHH	
5/16	x	18	22FRF25UNC516LHH	
3/8	x	16	22FRF30UNC38LHH	
7/16	x	14	22FRF38UNC716LHH	
1/2	x	13	22FRF38UNC12LHH	
9/16	x	12	22FRF38UNC916LHH	
5/8	x	11	22FRF45UNC58LHH	
3/4	x	10	22FRF45UNC34LHH	
7/8	x	9	22FRF55UNC78LHH	
1"	x	8	22FRF55UNC1LHH	

22FRF-UNF-LHH — UNF (LH)

Filières rondes coupe à gauche filetage unifié ANSI B 1.1 DIN 223 (DIN EN 22568) Forme F — P : 264

Pouce Ø Inch		Nb filets Pouce TPI	REF.	TARIF €
Nr.10	x	32	22FRF20UNFNR10LHH	
1/4	x	28	22FRF20UNF14LHH	
5/16	x	24	22FRF25UNF516LHH	
3/8	x	24	22FRF30UNF38LHH	
7/16	x	20	22FRF38UNF716LHH	
1/2	x	20	22FRF38UNF12LHH	
9/16	x	18	22FRF38UNF916LHH	
5/8	x	18	22FRF45UNF58LHH	
3/4	x	16	22FRF45UNF34LHH	
7/8	x	14	22FRF55UNF78LHH	
1"	x	12	22FRF55UNF1LHH	

21FRF-BSP-LHH — G (BSP) (LH)

Filières rondes coupe à gauche filetage gaz DIN ISO 228 Forme F — P : 265

Pouce Ø Inch		Nb filets Pouce TPI	REF.	TARIF €
1/8	x	28	21FRF30BSP18LHH	
1/4	x	19	21FRF38BSP14LHH	
3/8	x	19	21FRF45BSP38LHH	
1/2	x	14	21FRF45BSP12LHH	
5/8	x	14	21FRF55BSP58LHH	
3/4	x	14	21FRF55BSP34LHH	
7/8	x	14	21FRF65BSP78LHH	
1"	x	11	21FRF65BSP1LHH	
1.1/8	x	11	21FRF75BSP118LHH	
1.1/4	x	11	21FRF75BSP114LHH	
1.3/8	x	11	21FRF90BSP138LHH	
1.1/2	x	11	21FRF90BSP112LHH	
1.5/8	x	11	21FRF90BSP158LHH	
1.3/4	x	11	21FRF105BSP134LHH	
2"	x	11	21FRF105BSP2LHH	

28FHF-M-H — M

Filières hexagonales filetage métrique ISO DIN 13 Forme F — P : 266

Ø mm		Pas Pitch	REF.	TARIF €
3	x	0.50	28FHF100M3050H	
3.5	x	0.60	28FHF100M35060H	
4	x	0.70	28FHF100M4070H	
5	x	0.80	28FHF100M5080H	
6	x	1.00	28FHF100M6100H	
7	x	1.00	28FHF100M7100H	
8	x	1.25	28FHF100M8125H	
9	x	1.25	28FHF100M9125H	
10	x	1.50	28FHF100M10150H	
11	x	1.50	28FHF100M11150H	
12	x	1.75	28FHF100M12175H	
14	x	2.00	28FHF100M14200H	
16	x	2.00	28FHF100M16200H	
18	x	2.50	28FHF100M18250H	
20	x	2.50	28FHF100M20250H	
22	x	2.50	28FHF100M22250H	
24	x	3.00	28FHF100M24300H	
27	x	3.00	28FHF100M27300H	
30	x	3.50	28FHF100M30350H	
33	x	3.50	28FHF100M33350H	
36	x	4.00	28FHF100M36400H	
39	x	4.00	28FHF100M39400H	
42	x	4.50	28FHF100M42450H	
45	x	4.50	28FHF100M45450H	
48	x	5.00	28FHF100M48500H	
52	x	5.00	28FHF100M52500H	
56	x	5.50	28FHF100M56550H	
60	x	5.50	28FHF100M60550H	
64	x	6.00	28FHF100M64600H	
68	x	6.00	28FHF100M68600H	

28FHF-MF-H — MF

Filières hexagonales filetage métrique fin ISO DIN 13 Forme F — P : 267

Ø mm		Pas Pitch	REF.	TARIF €
3	x	0.35	28FHF19MF3035H	
4	x	0.35	28FHF19MF4035H	

Suite de la page 21

4	x 0.50	28FHF19MF4050H	
5	x 0.50	28FHF19MF5050H	
5	x 0.75	28FHF19MF5075H	
6	x 0.50	28FHF19MF6050H	
6	x 0.75	28FHF19MF6075H	
7	x 0.75	28FHF22MF7075H	
8	x 0.50	28FHF22MF8050H	
8	x 0.75	28FHF22MF8075H	
8	x 1.00	28FHF22MF8100H	
9	x 0.75	28FHF22MF9075H	
9	x 1.00	28FHF22MF9100H	
10	x 0.75	28FHF27MF10075H	
10	x 1.00	28FHF27MF10100H	
10	x 1.25	28FHF27MF10125H	
11	x 1.00	28FHF27MF11100H	
11	x 1.25	28FHF27MF11125H	
12	x 0.75	28FHF36MF12075H	
12	x 1.00	28FHF36MF12100H	
12	x 1.25	28FHF36MF12125H	
12	x 1.50	28FHF36MF12150H	
13	x 1.00	28FHF36MF13100H	
13	x 1.50	28FHF36MF13150H	
14	x 0.75	28FHF36MF14075H	
14	x 1.00	28FHF36MF14100H	
14	x 1.25	28FHF36MF14125H	
14	x 1.50	28FHF36MF14150H	
15	x 1.00	28FHF36MF15100H	
15	x 1.50	28FHF36MF15150H	
16	x 1.00	28FHF41MF16100H	
16	x 1.25	28FHF41MF16125H	
16	x 1.50	28FHF41MF16150H	
18	x 1.00	28FHF41MF18100H	
18	x 1.25	28FHF41MF18125H	
18	x 1.50	28FHF41MF18150H	
18	x 2.00	28FHF41MF18200H	
20	x 1.00	28FHF41MF20100H	
20	x 1.25	28FHF41MF20125H	
20	x 1.50	28FHF41MF20150H	
20	x 2.00	28FHF41MF20200H	
21	x 1.50	28FHF41MF21150H	
22	x 1.00	28FHF50MF22100H	
22	x 1.25	28FHF50MF22125H	
22	x 1.50	28FHF50MF22150H	
22	x 2.00	28FHF50MF22200H	
23	x 1.50	28FHF50MF23150H	
24	x 1.00	28FHF50MF24100H	
24	x 1.25	28FHF50MF24125H	
24	x 1.50	28FHF50MF24150H	
24	x 2.00	P.268 28FHF50MF24200H	
25	x 1.00	28FHF50MF25100H	
25	x 1.50	28FHF50MF25150H	
26	x 1.00	28FHF50MF26100H	
26	x 1.50	28FHF50MF26150H	
26	x 2.00	28FHF50MF26200H	
27	x 1.00	28FHF60MF27100H	
27	x 1.50	28FHF60MF27150H	
27	x 2.00	28FHF60MF27200H	
28	x 1.00	28FHF60MF28100H	
28	x 1.50	28FHF60MF28150H	
28	x 2.00	28FHF60MF28200H	
29	x 1.50	28FHF60MF29150H	
30	x 1.00	28FHF60MF30100H	
30	x 1.50	28FHF60MF30150H	
30	x 2.00	28FHF60MF30200H	
30	x 3.00	28FHF60MF30300H	
32	x 1.50	28FHF60MF32150H	
32	x 2.00	28FHF60MF32200H	
32	x 3.00	28FHF60MF32300H	
33	x 1.50	28FHF60MF33150H	
33	x 2.00	28FHF60MF33200H	
33	x 3.00	28FHF60MF33300H	
34	x 1.50	28FHF60MF34150H	
34	x 2.00	28FHF60MF34200H	
35	x 1.50	28FHF60MF35150H	
36	x 1.50	28FHF60MF36150H	
36	x 2.00	28FHF60MF36200H	
36	x 3.00	28FHF60MF36300H	
38	x 1.50	28FHF70MF38150H	
39	x 1.50	28FHF70MF39150H	
39	x 2.00	28FHF70MF39200H	
39	x 3.00	28FHF70MF39300H	
40	x 1.50	28FHF70MF40150H	
40	x 2.00	28FHF70MF40200H	
40	x 3.00	28FHF70MF40300H	
42	x 1.50	28FHF70MF42150H	
42	x 2.00	28FHF70MF42200H	
42	x 3.00	28FHF70MF42300H	
45	x 1.50	28FHF85MF45150H	
45	x 2.00	28FHF85MF45200H	
45	x 3.00	28FHF85MF45300H	
48	x 1.50	28FHF85MF48150H	
48	x 2.00	28FHF85MF48200H	
48	x 3.00	28FHF85MF48300H	
50	x 1.50	28FHF85MF50150H	
50	x 2.00	28FHF85MF50200H	
50	x 3.00	28FHF85MF50300H	
52	x 1.50	28FHF85MF52150H	
52	x 2.00	28FHF85MF52200H	
52	x 3.00	28FHF85MF52300H	

28FHF-BSW-H — BSW

Filières hexagonales filetage Whitworth BS 84 DIN 382 Forme F — P : 269

Pouce Ø Inch	Nb filets Pouce TPI	REF.	TARIF €
1/8	x 40	28FHF19BSW18H	
3/16	x 24	28FHF19BSW316H	
1/4	x 20	28FHF19BSW14H	
5/16	x 18	28FHF22BSW516H	
3/8	x 16	28FHF27BSW38H	
7/16	x 14	28FHF27BSW716H	
1/2	x 12	28FHF36BSW12H	
9/16	x 12	28FHF36BSW916H	
5/8	x 11	28FHF41BSW58H	
3/4	x 10	28FHF41BSW34H	
7/8	x 9	28FHF50BSW78H	
1"	x 8	28FHF50BSW1H	
1.1/8	x 7	28FHF60BSW118H	
1.1/4	x 7	28FHF60BSW114H	
1.3/8	x 6	28FHF60BSW138H	
1.1/2	x 6	28FHF70BSW112H	
2"	x 4.1/2	28FHF85BSW2H	
2.1/4	x 4	28FHF100BSW214H	
2.1/2	x 4	28FHF115BSW212H	
2.3/4	x 3.1/2	28FHF115BSW234H	
3"	x 3.1/2	28FHF115BSW3H	

28FHF-BSF-H — BSF

Filières hexagonales filetage Whitworth BS 84 DIN 382 Forme F — P : 269

Pouce Ø Inch	Nb filets Pouce TPI	REF.	TARIF €
3/16	x 32	28FHF19BSF316H	
1/4	x 26	28FHF19BSF14H	
5/16	x 22	28FHF22BSF516H	
3/8	x 20	28FHF27BSF38H	
7/16	x 18	28FHF27BSF716H	
1/2	x 16	28FHF36BSF12H	
9/16	x 16	28FHF36BSF916H	
5/8	x 14	28FHF41BSF58H	
3/4	x 12	28FHF41BSF34H	
7/8	x 11	28FHF50BSF78H	
1"	x 10	28FHF50BSF1H	

28FHF-UNC-H — UNC

Filières hexagonales filetage unifié ANSI B 1.1 DIN 382 Forme F — P : 270

Pouce Ø Inch	Nb filets Pouce TPI	REF.	TARIF €
1/4	x 20	28FHF19UNC14H	
5/16	x 18	28FHF22UNC516H	
3/8	x 16	28FHF27UNC38H	
7/16	x 14	28FHF27UNC716H	
1/2	x 13	28FHF36UNC12H	
9/16	x 12	28FHF36UNC916H	
5/8	x 11	28FHF41UNC58H	
3/4	x 10	28FHF41UNC34H	
7/8	x 9	28FHF50UNC78H	
1"	x 8	28FHF50UNC1H	
1.1/8	x 7	28FHF60UNC118H	
1.1/4	x 7	28FHF60UNC114H	
1.3/8	x 6	28FHF60UNC138H	
1.1/2	x 6	28FHF70UNC112H	

28FHF-UNF-H — UNF

Filières hexagonales filetage unifié ANSI B 1.1 DIN 382 Forme F — P : 270

Pouce Ø Inch	Nb filets Pouce TPI	REF.	TARIF €
1/4	x 28	28FHF19UNF14H	
5/16	x 24	28FHF22UNF516H	
3/8	x 24	28FHF27UNF38H	
7/16	x 20	28FHF27UNF716H	
1/2	x 20	28FHF36UNF12H	
9/16	x 18	28FHF36UNF916H	
5/8	x 18	28FHF41UNF58H	
3/4	x 16	28FHF41UNF34H	
7/8	x 14	28FHF50UNF78H	
1"	x 12	28FHF50UNF1H	
1.1/8	x 12	28FHF60UNF118H	
1.1/4	x 12	28FHF60UNF114H	
1.3/8	x 12	28FHF60UNF138H	
1.1/2	x 12	28FHF70UNF112H	

28FHF-8UN-H — UN (8-UN)

Filières hexagonales filetage unifié ANSI B 1.1 DIN 382 Forme F — P : 271

Pouce Ø Inch	Nb filets Pouce TPI	REF.	TARIF €
1.1/8	x 8	28FHF60UN118H	
1.1/4	x 8	28FHF60UN114H	
1.3/8	x 8	28FHF60UN138H	
1.1/2	x 8	28FHF70UN112H	
1.5/8	x 8	28FHF70UN158H	
1.3/4	x 8	28FHF85UN134H	
1.7/8	x 8	28FHF85UN178H	
2"	x 8	28FHF85UN2H	
2.1/8	x 8	28FHF85UN218H	
2.1/4	x 8	28FHF100UN214H	
2.1/2	x 8	28FHF115UN212H	

28FHF-BSP-H — G (BSP)

Filières hexagonales filetage unifié ANSI B 1.1 DIN 382 Forme F — P : 272

Pouce Ø Inch	Nb filets Pouce TPI	REF.	TARIF €
1/8	x 28	28FHF27BSP18H	
1/4	x 19	28FHF36BSP14H	
3/8	x 19	28FHF41BSP38H	
1/2	x 14	28FHF41BSP12H	
5/8	x 14	28FHF50BSP58H	
3/4	x 14	28FHF50BSP34H	
7/8	x 14	28FHF60BSP78H	
1"	x 11	28FHF60BSP1H	
1.1/8	x 11	28FHF70BSP118H	
1.1/4	x 11	28FHF70BSP114H	
1.3/8	x 11	28FHF85BSP138H	
1.1/2	x 11	28FHF85BSP112H	
1.5/8	x 11	28FHF85BSP158H	
1.3/4	x 11	28FHF100BSP134H	
2"	x 11	28FHF100BSP2H	

28FHF-BSPT-H — R (BSPT)

Filières hexagonales filetage pas gaz conique conicité 1:16 DIN 382 - Forme F — P : 273

Pouce Ø Inch	Nb filets Pouce TPI	REF.	TARIF €
1/8	x 28	28FHF27BSPT18H	
1/4	x 19	28FHF36BSPT14H	
3/8	x 19	28FHF41BSPT38H	
1/2	x 14	28FHF50BSPT12H	
3/4	x 14	28FHF60BSPT34H	
1"	x 11	28FHF60BSPT1H	
1.1/4	x 11	28FHF85BSPT114H	
1.1/2	x 11	28FHF85BSPT112H	
2"	x 11	28FHF100BSPT2H	

28FHF-NPT-H — NPT

Filières hexagonales filetage NPT conicité 1:16 DIN 382 Forme F — P : 274

Pouce Ø Inch	Nb filets Pouce TPI	REF.	TARIF €
1/16	x 27	28FHF22NPT116H	
1/8	x 27	28FHF27NPT18H	
1/4	x 18	28FHF36NPT14H	
3/8	x 18	28FHF41NPT38H	
1/2	x 14	28FHF50NPT12H	
3/4	x 14	28FHF60NPT34H	
1"	x 11.5	28FHF60NPT1H	
1.1/4	x 11.5	28FHF70NPT114H	
1.1/2	x 11.5	28FHF85NPT112H	
2"	x 11.5	28FHF100NPT2H	

28FHF-M-LHH — M (LH)

Filières hexagonales coupe à gauche filetage métrique ISO DIN 13 - Forme F — P : 275

Ø mm	Pas Pitch	REF.	TARIF €
3	x 0.50	28FHF19M3050LHH	
4	x 0.70	28FHF19M4070LHH	
5	x 0.80	28FHF19M5080LHH	
6	x 1.00	28FHF19M6100LHH	
8	x 1.25	28FHF22M8125LHH	
10	x 1.50	28FHF27M10150LHH	
12	x 1.75	28FHF36M12175LHH	
14	x 2.00	28FHF36M14200LHH	
16	x 2.00	28FHF41M16200LHH	
18	x 2.50	28FHF41M18250LHH	

Suite de la page 22

20	x	2.50	28FHF41M20250LHH
22	x	2.50	28FHF50M22250LHH
24	x	3.00	28FHF50M24300LHH
27	x	3.00	28FHF60M27300LHH
30	x	3.50	28FHF60M30350LHH
33	x	3.50	28FHF60M33350LHH
36	x	4.00	28FHF60M36400LHH
39	x	4.00	28FHF70M39400LHH
42	x	4.50	28FHF70M42450LHH
45	x	4.50	28FHF85M45450LHH
48	x	5.00	28FHF85M48500LHH
52	x	5.00	28FHF85M52500LHH

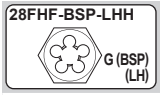

Filières hexagonales coupe à gauche filetage pas gaz DIN ISO 228 - Forme F P : 276

Pouce Ø Inch	Nb filets Pouce TPI	REF.	TARIF €
1/8	x 28	28FHF27BSP18LHH	
1/4	x 19	28FHF36BSP14LHH	
3/8	x 19	28FHF41BSP38LHH	
1/2	x 14	28FHF41BSP12LHH	
5/8	x 14	28FHF50BSP58LHH	
3/4	x 14	28FHF50BSP34LHH	
1"	x 11	28FHF60BSP1LHH	
1.1/8	x 11	28FHF70BSP118LHH	
1.1/4	x 11	28FHF70BSP114LHH	
1.3/8	x 11	28FHF85BSP138LHH	
1.1/2	x 11	28FHF85BSP112LHH	
1.3/4	x 11	28FHF100BSP134LHH	
2"	x 11	28FHF100BSP2LHH	

Coffrets bois

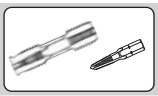

Coffrets bois HexTap sets P : 280

REF.	Ø mm	TARIF €
	M (métrique)	
CBHTM320H	Ø 3-4-5-6-8-10-12-14-16-18-20	
CBHTM324H	Ø 3-4-5-6-8-10-12-14-16-18-20-22-24	
CBHTM330H	Ø 3-4-5-6-8-10-12-14-16-18-20-22-24-27-30	
	MF (métrique fin)	
CBHTMF420H	Ø 4x0.5 - 5x0.5 - 6x0.75 8x0.75 - 8x1 - 10x1 Ø 12x1 - 12x1.5 - 14x1.25 14x1.5 - 16x1.5 Ø 18x1.5 - 20x1.5	
CBHTMF424H	Ø 4x0.5 - 5x0.5 - 6x0.75 8x0.75 - 8x1 - 10x1 Ø 12x1 - 12x1.5 - 14x1.25 14x1.5 - 16x1.5 Ø 18x1.5 - 20x1.5 - 22x1.5 24x1. 5	
	G (BSP)	
CBHTBSP181H	Ø 1/8 - 1/4 - 3/8 - 1/2 3/4 - 1"	
CBHTBSP18112H	Ø 1/8 - 1/4 - 3/8 - 1/2 - 3/4 1" - 1.1/4 - 1.1/2	

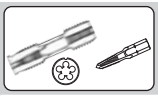

Coffrets bois HexTap sets et filières rondes P : 281

REF.	Ø mm	TARIF €
	M (métrique)	
CBHTFRM320H	Ø 3-4-5-6-8-10-12-14-16-18-20	
CBHTFRM324H	Ø 3-4-5-6-8-10-12-14-16-18-20-22-24	
CBHTFRM330H	Ø 3-4-5-6-8-10-12-14-16-18-20-22-24-27-30	
	MF (métrique fin)	
CBHTFRMF420H	Ø 4x0.5 - 5x0.5 - 6x0.75 8x0.75 - 8x1 - 10x1 Ø 12x1 - 12x1.5 - 14x1.25 14x1.5 - 16x1.5 Ø 18x1.5 - M 20x1.5	
	MF (métrique fin)	
CBHTFRMF424H	Ø 4x0.5 - 5x0.5 - 6x0.75 8x0.75 - 8x1 - 10x1 Ø 12x1 - 12x1.5 - 14x1.25 14x1.5 - 16x1.5 Ø 18x1.5 - M 20x1.5 22x1.5 - 24x1. 5	
	G (BSP)	
CBHTFRBSP181H	Ø 1/8 - 1/4 - 3/8 - 1/2 3/4 - 1"	
CBHTFRBSP18112H	Ø 1/8 - 1/4 - 3/8 - 1/2 - 3/4 1" - 1.1/4 - 1.1/2	

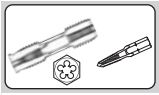

Coffrets bois HexTap sets et filières hexagonales P : 282

REF.	Ø mm	TARIF €
	M (métrique)	
CBHTFHM320H	Ø 3-4-5-6-8-10-12-14-16-18-20	
CBHTFHM324H	Ø 3-4-5-6-8-10-12-14-16-18-20-22-24	
CBHTFHM330H	Ø 3-4-5-6-8-10-12-14-16-18-20-22-24-27-30	
	MF (métrique fin)	
CBHTFHMF420H	Ø 4x0.5 - 5x0.5 - 6x0.75 8x0.75 - 8x1 - 10x1 Ø 12x1 - 12x1.5 - 14x1.25 14x1.5 - 16x1.5 Ø 18x1.5 - M 20x1.5	
CBHTFHMF424H	Ø 4x0.5 - 5x0.5 - 6x0.75 8x0.75 - 8x1 - 10x1 Ø 12x1 - 12x1.5 - 14x1.25 14x1.5 - 16x1.5 Ø 18x1.5 - M 20x1.5 22x1.5 - 24x1. 5	
	G (BSP)	
CBHTFHBSP181H	Ø 1/8 - 1/4 - 3/8 - 1/2 3/4 - 1"	
CBHTFHBSP18112H	Ø 1/8 - 1/4 - 3/8 - 1/2 - 3/4 1" - 1.1/4 - 1.1/2	

Malettes boîtes métalliques

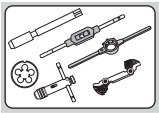

Malette de taraudage et filetage mains en boîte métallique P : 283

REF.	Ø mm	TARIF €
	M (métrique)	
MMTFRM110H	**M** 1-1.2-1.4-1.7-2.0-2.3-2.6 / **M** 3-3.5-4-5-6-8-10	
	N°0 / N°1	
	16x5 - 20x5 - 20x7 25x9 - 30x11	
	N°1	
	●	
MMTFRM312H	**M** 3-4-5-6-7-8-9-10-11-12	
	N°1	
	20x5 - 20x7 - 25x9	
	N°1	
	●	
MMTFRM512H	**M** 5-6-7-8-9-10-11-12	
	N°1 / N°2	
	20x7 - 25x9 - 30x11 38x14	
	N°1	
	●	
MMTFRM520H	**M** 5-6-7-8-9-10-11-12-14-16 / **M** 18-20	
	N°1 / N°3	
	20x7 - 25x9 - 30x11 38x14 - 45x18	
	/	
	●	
MMTFRM324H	**M** 3-4-5-6-8-10-12-14-16-18-20 / **M** 22-24	
	N°1 / N°4	
	20x5 - 20x7 - 25x9 - 30x11 38x14 - 45x18 - 55x22	
	/	
	●	
MMTFRM530H	**M** 5-6-8-10-12-14-16-18-20-22 / **M** 24-27-30	
	N°1 / N°3 / N°5	
	20x7 - 25x9 - 30x11 38x14 - 45x18 - 55x22 65x25	
	/	
	●	
	MF (métrique fin)	
MMTFRMF312H	**MF** 3x0.35 - 4x0.5 - 5x0.5 **MF** 6x0.75 - 8x0.75 - 8x1.0 **MF** 10x1.0 - 12x1.5	
	N°1 / N°2	
	20x5 - 25x9 - 30x11 / 38x10	
	N°1	
	●	
MMTFRMF620H	**MF** 6x0.75 - 8x0.75 - 8x1.0 - 10x1.0 **MF** 12x1.0 - 12x1.5 - 14x1.25 - 14x1.5 **MF** 16x1.5 - 18x1.5 - 20x1.5	
	N°1 / N°3	
	20x7 - 25x9 - 30x11 / 38x10 - 45x14	
	/	
	●	
MMTFRMF624H	**MF** 6x0.75 - 8x0.75 - 8x1.0 - 10x1.0 **MF** 12x1.0 - 12x1.5 - 14x1.25 - 14x1.5 **MF** 16x1.5 - 18x1.5 - 20x1.5 - 22x1.5 **MF** 24x1.5	
	N°1 / N°4	
	20x7 - 25x9 - 30x11 / 38x10 - 45x14 - 55x16	
	/	
	●	

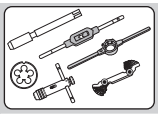

Malette de taraudage et filetage mains en boîte métallique P : 284

REF.	Ø Pouce	TARIF €
	G (BSP)	
MMTFRBSPH1	**G (BSP)** 1/8-1/4-3/8-1/2-3/4-1"	
	N°1 / N°3 / N°5	
	30x11 - 38x10 - 45x14 55x16 - 65x18	

Suite de la page 23

/

●

G (BSP)

MMTFRBSPH2 **G (BSP)** 1/8-1/4-3/8-1/2-5/8-3/4-7/8-1"

N°1 / N°3 / N°5

Ø 30x11 - 38x10 - 45x14 55x16 - 65x18

/

●

G (BSP)

MMTFRBSPH3 **G (BSP)** 1/4-3/8-1/2-3/4-1"-1.1/4-1.1/2

N°2 / N°4 / N°7

Ø 38x10 - 45x14 - 55x16 65x18 - 75 x 20 - 90x22

/

●

BSW

MMTFRBSWH1 **BSW** 1/8-1/4-3/8-1/2-3/4-1"

N°1 / N°2

Ø 20x5 - 20x7 - 25x9 30x11 - 38x14

N°1

●

MMTFRBSPH2 **BSW** 1/4-5/16-3/8-7/16-1/2

N°1 / N°2

Ø 20x7 - 25x9 - 30x11 38x14

N°1

●

MMTFRBSPH3 **BSW** 1/4-5/16-3/8-7/16-1/2-5/8-3/4

N°1 / N°3

Ø 20x7 - 25x9 - 30x11 38x14 - 45x18

/

●

MMTFRBSPH4 **BSW** 1/4-5/16-3/8-7/16-1/2-5/8 **BSW** 3/4-7/8-1"

N°1 / N°4

Ø 20x7 - 25x9 - 30x11 38x14 - 45x18 - 55x22

/

●

MMTFRBSPH5 **BSW** 1/4-5/16-3/8-7/16-1/2-5/8-3/4 **BSW** 7/8-1"-1.1/8-1.1/4-1.3/8-1.1/2"

N°1 / N°3 / N°5

Ø 20x7 - 25x9 - 30x11 38x14 - 45x18 - 55x22 65x25

/

●

BSF

MMTFRBSFH1 **BSF** 1/4-5/16-3/8-7/16-1/2

N°1 / N°2

Ø 20x7 - 25x9 - 30x11 38x10

N°1

●

MMTFRBSFH2 **BSF** 1/4-5/16-3/8-7/16-1/2-5/8-3/4

N°1 / N°3

Ø 20x7 - 25x9 - 30x11 38x10 - 45x14

/

●

MMTFRBSFH3 **BSF** 1/4-5/16-3/8-7/16-1/2-5/8 **BSF** 3/4-7/8-1"

N°1 / N°4

Ø 20x7 - 25x9 - 30x11 38x10 - 45x14 - 55x16

/

●

BSW / BSF

MMTFRBSWBSFH **BSW / BSF** 1/4-5/16-3/8-7/16-1/2 **BSW / BSF** 5/8-3/4

N°1 / N°3

Ø 20x7 - 25x9 - 30x11 38x14 - 45x18

/

●

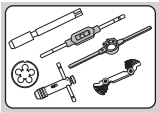

Malette de taraudage et filetage mains en boîte métallique

P : 285

REF.	Ø Pouce	TARIF €

NPT

MMTFRNPTH1 **NPT** 1/8-1/4-3/8-1/2-3/4-1"

N°1 / N°3 / N°5

Ø 30x11 - 38x14 - 45x18 / 55x22 - 65x25

/

●

MMTFRNPTH2 **NPT** 1/8-1/4-3/8-1/2-3/4-1" **NPT** 1.1/4-1.1/2-2"

N°2 / N°4 / N°7

Ø 30x11 - 38x14 - 45x18 / 55x22 - 65x25 - 75x30 / 90 x 36 - 105x36

/

●

UNC

MMTFRUNCH1 **UNC** 1/4-5/16-3/8-7/16-1/2

N°1 / N°2

Ø 20x7 - 25x9 - 30x11 / 38x14

N°1

●

MMTFRUNCH2 **UNC** 1/4-5/16-3/8-7/16-1/2-5/8-3/4

N°1 / N°3

Ø 20x7 - 25x9 - 30x11 / 38x14 - 45x18

/

●

MMTFRUNCH3 **UNC** 1/4-5/16-3/8-7/16-1/2-5/8-3/4 **UNC** 3/4-7/8-1"

N°1 / N°4

Ø 20x7 - 25x9 - 30x11 / 38x14 - 45x18 - 55x22

/

●

MMTFRUNCH4 **UNC** 1/4-5/16-3/8-7/16-1/2-5/8-3/4 **UNC** 7/8-1"-1.1/8-1.1/4-1.3/8-1.1/2"

N°1 / N°3 / N°5

Ø 20x7 - 25x9 - 30x11 / 38x14 - 45x18 - 55x22 / 65x25

/

●

UNF

MMTFRUNFH1 **UNF** 1/4-5/16-3/8-7/16-1/2

N°1 / N°2

Ø 20x7 - 25x9 - 30x11 / 38x10

N°1

●

MMTFRUNFH2 **UNF** 1/4-5/16-3/8-7/16-1/2-5/8-3/4

N°1 / N°3

Ø 20x7 - 25 x9 - 30x11 / 38x10 - 45x14

/

●

MMTFRUNFH3 **UNF** 1/4-5/16-3/8-7/16-1/2-5/8 **UNF** 3/4-7/8-1"

N°1 / N°4

Ø 20x7 - 25 x9 - 30x11 / 38x10 - 45x14 - 55x16

/

●

UNC / UNF

MMTFRUNCUNFH **UNC / UNF** 1/4-5/16-3/8-7/16-1/2 **UNC / UNF** 5/8-3/4

N°1 / N°3

Ø 20x7 - 25 x9 - 30x11 / 38x10 - 45x18

/

●

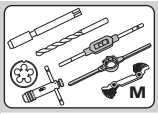

Malette de taraudage et filetage mains en boîte métallique. Jeu de 3 tarauds main DIN 352 Filières rondes DIN 223

P : 286

REF.	Ø mm	TARIF €

M (métrique) **- HSS / H**

MMTFRFM312H **M** 3-4-5-6-8 **M** 10-12

2.5 - 3.3 - 4.2 - 5.0 - 6.8 - 8.5 - 10.2 mm

N°1 / N°2

Ø 20x5 - 20x7 - 25x9 30x11 - 38x14

N°1

●

Suite de la page 24

M (métrique) **- HSS / H**

MMTFRM312H1	M 3-4-5-6-8 M 10-12	
	/	
	N°1 / N°2	
	Ø 20x5 - 20x7 - 25x9 30x11 - 38x14	
	/	
	●	

M (métrique) **- HSS / E**

MMTFRFM312E	M 3-4-5-6-8 M 10-12	
	2.5 - 3.3 - 4.2 - 5.0 - 6.8 - 8.5 - 10.2 mm	
	N°1 / N°2	
	Ø 20x5 - 20x7 - 25x9 30x11 - 38x14	
	N°1	
	●	

M (métrique) **- HSS / E - Gauche / Left LH**

MMTFRFM312LHE	M 3-4-5-6-8 M 10-12	
	2.5 - 3.3 - 4.2 - 5.0 - 6.8 - 8.5 - 10.2 mm	
	N°1 / N°2	
	Ø 20x5 - 20x7 - 25x9 30x11 - 38x14	
	N°1	
	●	

M (métrique) **- HSS / H - Version économique**

MMTFRM312H2	M 3-4-5-6-8 M 10-12	
	2.5 - 3.3 - 4.2 - 5.0 - 6.8 - 8.5 - 10.2 mm	
	N°1 / N°2	
	Ø 20x5 - 20x7 - 25x9 30x11 - 38x14	
	/	
	●	

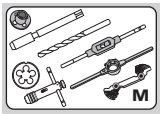

Malette de taraudage et filetage mains en boîte métallique. Jeu de 3 tarauds main DIN 352 HSS. Filières rondes DIN 223 HSS. + 7 guides filières. P : 287

REF.	Ø mm	TARIF €
M (métrique) **- HSS / H**		
MMTFRFM312H3	M 3-4-5-6-8 M 10-12	
	2.5 - 3.3 - 4.2 - 5.0 - 6.8 - 8.5 - 10.2 mm	
	N°1 / N°2	
	Ø 20x5 - 20x7 - 25x9 30x11 - 38x14	
	N°1	
	●	
M (métrique) **- HSS / H**		
MMTFRFM312E1	M 3-4-5-6-8 M 10-12	
	2.5 - 3.3 - 4.2 - 5.0 - 6.8 - 8.5 - 10.2 mm	
	N°1 / N°2	
	Ø 20x5 - 20x7 - 25x9 30x11 - 38x14	
	N°1	
	●	

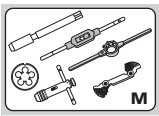

Malette de taraudage et filetage mains en boîte métallique. Jeu de 3 tarauds main DIN 352. Filières rondes DIN 223. P : 288

REF.	Ø mm	TARIF €
M (métrique) **- HSS / H**		
MMTFRM320H	M 3-4-5-6-8-10-12-14 M 16-18-20	
	N°1 / N°3	
	Ø 20x5 - 20x7 - 25x9 - 30x11 - 38x14 - 45X18	
	N°1 / N°2	
	●	
M (métrique) **- HSS / H**		
MMTFRM520H	M 5-6-8-10-12-14 M 16-18-20	
	N°1 / N°3	
	Ø 20x5 - 20x7 - 25x9 - 30x11 - 38x14 - 45X18	
	N°1 / N°2	
	●	
M (métrique) **- HSS / H**		
MMTFRM320H1	M 3-4-5-6-8-10-12-14 M 16-18-20	
	N°1 / N°3	
	Ø 20x5 - 20x7 - 25x9 - 30x11 - 38x14 - 45X18	
	/	
	●	
M (métrique) **- HSSE / E**		
MMTFRM320E	M 3-4-5-6-8-10-12-14 M 16-18-20	
	N°1 / N°3	
	Ø 20x5 - 20x7 - 25x9 - 30x11 - 38x14 - 45X18	
	/	
	●	
M (métrique) **- HSSE / E - Gauche / Left LH**		
MMTFRM320LHE	M 3-4-5-6-8-10-12-14 M 16-18-20	
	N°1 / N°3	
	Ø 20x5 - 20x7 - 25x9 - 30x11 - 38x14 - 45X18	
	/	
	●	

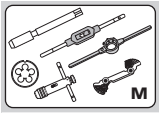

Malette de taraudage et filetage mains en boîte métallique. Jeu de 3 tarauds main DIN 352 HSS. Filières rondes Ø 25 x 9mm. P : 289

REF.	Ø mm	TARIF €
M (métrique) **- HSS / H**		
MMTFRM312H3	M 3-4-5-6-8-10-12	
	N°1.1/2	
	Ø 25x9	
	N°1	
	●	
M (métrique) **- HSS / H**		
MMTFRM312H31	M 3-4-5-6-8-10-12	
	N°1.1/2	
	Ø 25x9	
	●	

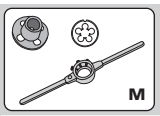

Malette de filetage mains en boîte métallique. Filières rondes DIN 223 HSS. + 7 guides filières. P : 289

REF.	Ø mm	TARIF €
M (métrique) **- HSS / H**		
MMFRM312H	M 3-4-5-6-8-10-12	
	Ø 20x5 - 20x7 - 25x9 30x11 - 38x14	
M (métrique) **- Gauche / Left LH**		
MMFRM312LHH	M 3-4-5-6-8-10-12	
	Ø 20x5 - 20x7 - 25x9 30x11 - 38x14	

Coffrets boîtes métalliques

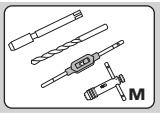

Coffret de taraudage mains en boîte métallique Jeu de 3 tarauds main DIN 352 P : 290

REF.	Ø mm	TARIF €
M (métrique) **- HSS / H**		
CMTFM312H	M 3-4-5-6-8-10-12	
	Ø 2.5 - 3.3 - 4.2 - 5.0 6.8 - 8.5 - 10.2 mm	
	N°1.1/2	
	/	
M (métrique) **- HSS / H**		
CMTFM312H1	M 3-4-5-6-8-10-12	
	Ø 2.5 - 3.3 - 4.2 - 5.0 6.8 - 8.5 - 10.2 mm	
	N°1.1/2	
	N°1	

Coffrets boîtes plastiques

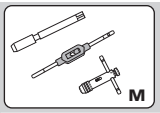

Coffrets d'outils de taraudage en boîte plastique Jeu de 3 tarauds main DIN 352 P : 290

REF.	Ø mm	TARIF €
M (métrique) **- HSS / H**		
CMTFM312H	M 3-4-5-6-8-10-12	
	N°1.1/2	
	/	
M (métrique) **- HSS / H**		
CPTM312H1	M 3-4-5-6-8-10-12	
	N°1.1/2	
	N°1	
M (métrique) **- HSS / E**		
CPTM312E	M 3-4-5-6-8-10-12	
	N°1.1/2	
	N°1	
M (métrique) **- HSS / E - Gauche / Left LH**		
CPTM312LHE	M 3-4-5-6-8-10-12	
	N°1.1/2	
	N°1	

Coffrets boîtes métalliques



Coffrets d'outils de filetage en boîte métallique P : 291

REF.	Ø mm	TARIF €
M (métrique) - **HSS / H**		
CMFRFM312H	M 3-4-5-6-8-10-12	
	/	
M (métrique) - **HSS / H - D : 25x9**		
CMFRFM312H1	M 3-4-5-6-8-10-12	
	●	
M (métrique) - **HSS / E**		
CMFRFM312E	M 3-4-5-6-8-10-12	
	/	

Coffrets d'outils de filetage en boîte métallique P : 291

REF.	Ø mm	TARIF €
M (métrique) - **HSS / H**		
CMFHFM312H	M 3-4-5-6-8-10-12	

Coffrets d'outils de filetage en boîte métallique P : 291

REF.	Ø Pouce	TARIF €
UNC - HSS / H		
CMFHFUNC1412H	UNC 1/4-5/16-3/8-7/16-1/2	
UNF - HSS / H		
CMFHFUNF1412H	UNF 1/4-5/16-3/8-7/16-1/2	

Coffrets boîtes plastiques

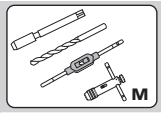

Coffrets d'outils de taraudage en boîte plastique Tarauds machine courts DIN 352/B Entrée GUN P : 292

REF.	Ø mm	TARIF €
M (métrique) - **HSS / E**		
CP30GXDBM312E	M 3-4-5-6-8 M 10-12	
	Ø 2.5 - 3.3 - 4.2 - 5.0 6.8 - 8.5 - 10.2 mm	
	N°1.1/2	
	N°1	
CP30GXDBM312E1		
	M 3-4-5-6-8 M 10-12	
	Ø 2.5 - 3.3 - 4.2 - 5.0 6.8 - 8.5 - 10.2 mm	
	N°1.1/2	
	/	



Coffrets de taraudage et filetage boîte plastique Tarauds machine ISO 529/B GUN filières rondes P : 293

REF.	Ø mm	TARIF €
M (métrique) - **HSS / H**		
CPFTMFRFM310H		
M (métrique) - **HSS / H**		
CPFTMFRFM310H	M 3-4-5-6-8-10	
	Ø 2.5 - 3.3 - 4.2 - 5.0 - 6.8 - 8.5	

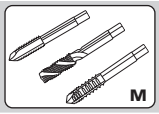

Coffrets de taraudage boîte plastique. Tarauds machine ISO 529/B GUN B-AZ GUN / HX / C35° P : 293

REF.	Ø mm	TARIF €
M (métrique) - **HSS / H - B GUN**		
CP30GXIBM312H	M 3-4-5-6-8-10	
M (métrique) - **HSS / H - C/35°**		
CP30HXICM312H	M 3-4-5-6-8-10	
M (métrique) - **HSS / H - B-AZ**		
CP30AXIBAZM312H	M 3-4-5-6-8-10	

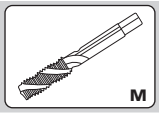

Coffrets taraudage machine boîte plastique Tarauds machine HSSE entrée GUN hélicoidal HX / C35° P : 294

REF.	Ø mm	TARIF €
M (métrique) - **HSSE / E - C/35°**		
CPTMHXMG312E	M 3-4-5-6-8-10-12 14 pièces	
M (métrique) - **HSSE / E TIN - C/35°**		
CPTMHXMG312ETIN	M 3-4-5-6-8-10-12 14 pièces	

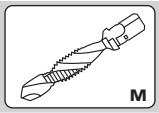

Coffrets de taraudage boîte plastique Foret taraudeur machine HSSE P : 294

REF.	Ø mm	TARIF €
M (métrique) - **HSSE / E**		
CPCOFTM312E	M 3-4-5-6-8-10-12 7 pièces	
M (métrique) - **HSSE / E**		
CPCOFTBSW1812E		
	Ø Pouce	
	BSW 1/8 - 5/32 -3 /16 - 1/4 - 5/16 - 3/8 - 1/2 7 pièces	

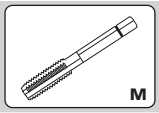

Coffret de tarauds bague couleur en boîte plastique Tarauds machine HSSE GUN P : 295

REF.	Ø mm	TARIF €
M (métrique) - **HSSE / E**		
CPTMM312E	M 3-4-5-6-8-10-12 7 tarauds	
M (métrique) - **HSSE / E TIN**		
CPTMM312ETIN	M 3-4-5-6-8-10-12 7 tarauds	
M (métrique) - **HSSE / E**		
CPTM1M312E	M 3-4-5-6-8-10-12 7 tarauds - Bagué vert	
M (métrique) - **HSSE / E**		
CPTM2M312E	M 3-4-5-6-8-10-12	
M (métrique) - **HSSE / E**		
CPTM3M312E	M 3-4-5-6-8-10-12 7 tarauds - Bagué blanc	

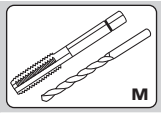

Coffret de forets / tarauds bague couleur en boîte plastique. Tarauds machine HSSE GUN + forets P : 295

REF.	Ø mm	TARIF €
M (métrique) - **HSSE / E**		
CPTMFM312E	M 3-4-5-6-8-10-12 7 tarauds	
	+ 7 forets 2.5 - 3.3 - 4.2 - 5.0 - 6.8 - 8.5 - 10.2 mm	
M (métrique) - **HSSE / E TIN**		
CPTMFM312ETIN	M 3-4-5-6-8-10-12 7 tarauds	
	+ 7 forets 2.5 - 3.3 - 4.2 - 5.0 - 6.8 - 8.5 - 10.2 mm	
M (métrique) - **HSSE / E**		
CPTM1FM312E	M 3-4-5-6-8-10-12 7 tarauds - Bagué vert	
	+ 7 forets 2.5 - 3.3 - 4.2 - 5.0 - 6.8 - 8.5 - 10.2 mm	
M (métrique) - **HSSE / E**		
CPTM2FM312E	M 3-4-5-6-8-10-12 7 tarauds - Bagué bleu	
	+ 7 forets 2.5 - 3.3 - 4.2 - 5.0 - 6.8 - 8.5 - 10.2 mm	
M (métrique) - **HSSE / E**		
CPTM3FM312E	M 3-4-5-6-8-10-12 7 tarauds - Bagué blanc	
	+ 7 forets 2.5 - 3.3 - 4.2 - 5.0 - 6.8 - 8.5 - 10.2 mm	

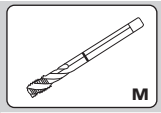

Coffret de tarauds bague couleur en boîte plastique Tarauds machine HSSE hélicoïdal 35° HX P : 296

REF.	Ø mm	TARIF €
M (métrique) - **HSSE / E**		
CPTMHXM312E	M 3-4-5-6-8-10-12 7 tarauds	
M (métrique) - **HSSE / E TIN**		
CPTMHXM312ETIN	M 3-4-5-6-8-10-12 7 tarauds	
M (métrique) - **HSSE / E**		
CPTM1HXM312E	M 3-4-5-6-8-10-12 7 tarauds - Bagué vert	
M (métrique) - **HSSE / E**		
CPTM2HXM312E	M 3-4-5-6-8-10-12 7 tarauds - Bagué bleu	
M (métrique) - **HSSE / E**		
CPTM2HXM312E	M 3-4-5-6-8-10-12 7 tarauds - Bagué bleu	
M (métrique) - **HSSE / E**		
CPTM3HXM312E	M 3-4-5-6-8-10-12 7 tarauds - Bagué blanc	
M (métrique) - **HSSE / E**		
CPTMHXFM312E	M 3-4-5-6-8-10-12 7 tarauds	
	+ 7 forets 2.5 - 3.3 - 4.2 - 5.0 - 6.8 - 8.5 - 10.2 mm	
M (métrique) - **HSSE / E TIN**		
CPTMHXFM312ETIN	M 3-4-5-6-8-10-12 7 tarauds	
	+ 7 forets 2.5 - 3.3 - 4.2 - 5.0 - 6.8 - 8.5 - 10.2 mm	

Suite de la page 26

M (métrique) **- HSSE / E**

CPTM1HXFM312E

M 3-4-5-6-8-10-12
7 tarauds - Bagué vert

+ 7 forets
2.5 - 3.3 - 4.2 - 5.0 - 6.8
- 8.5 - 10.2 mm

M (métrique) **- HSSE / E**

CPTM2HXFM312E

M 3-4-5-6-8-10-12
7 tarauds - Bagué bleu

+ 7 forets
2.5 - 3.3 - 4.2 - 5.0 - 6.8
- 8.5 - 10.2 mm

M (métrique) **- HSSE / E**

CPTM3HXFM312E

M 3-4-5-6-8-10-12
7 tarauds - Bagué blanc

+ 7 forets
2.5 - 3.3 - 4.2 - 5.0 - 6.8
- 8.5 - 10.2 mm

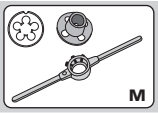

Malette de filetage en boite plastique Filières avec ou sans guide pour tubes électrique P : 297

REF.	Ø mm	TARIF €
M (métrique) **- HSS / H**		
MPFRGM2025H	**M** 20x1.5 / **M** 20x1.5	
	M 20x1.5 / **M** 20x1.5	
	42 mm	
M (métrique) **- HSS / H**		
BPFRM2015H	**M** 20x1.5 : filière seule	
M (métrique) **- HSS / H**		
BPFRM2515H	**M** 25x1.5 : filière seule	

Coffrets boîtes en bois

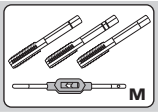

Coffret de taraudage mains en bois Jeux de 3 tarauds main DIN 352 P : 297

REF.	Ø mm	TARIF €
M (métrique) **- HSS / H**		
MPFRGM2025H	**M** 1-1.2-1.4-1.7-2.0-2.3-2.6	
	TGX N° 0	

Coffrets boîtes plastiques

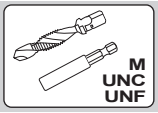

Coffret d'outils combinés queue hexagonale 1/4" en boite plastique 6 forets taraudeurs, chanfreineurs + 1 rallonge P : 298

REF.	Ø mm	TARIF €
M (métrique) **- HSS / H**		
CPTMUM310H	**M** 3-4-5-6-8-10	
	Ø Pouce 1/4"	
M (métrique) **- HSSE / E TIN**		
CPTMUM310ETIN	**M** 3-4-5-6-8-10	
	Ø Pouce 1/4"	
UNC - HSS / H		
CPTMUUNC838H	**UNC** No.8 - No.10 - No.12 - 1/4 - 5/16 - 3/8"	
	Ø Pouce 1/4"	
CPTMUUNF838H	**UNF** No.8 - No.10 - No.12 - 1/4 - 5/16 - 3/8"	
	Ø Pouce 1/4"	

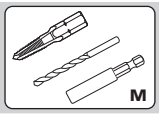

Coffret de forets et tarauds boite plastique Avec queuehexagonale 1/4" P : 298

REF.	Ø mm	TARIF €
M (métrique) **- HSS / H**		
CPTMFM310H	**M** 3-4-5-6-8-10	
	2.5/3.3/4.2/5.0/6.8 8.5 mm	
	Ø Pouce 1/4"	

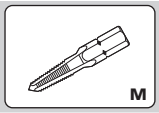

Coffret plastique de 6 tarauds avec queue hexagonale 1/4" P : 299

REF.	Ø mm	TARIF €
M (métrique) **- HSS / H**		
CPTHM310H	**M** 3-4-5-6-8-10	

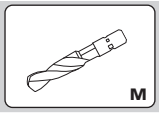

Coffret plastique de 19 forets avec queue hexagonale 1/4" P : 299

REF.	Ø mm	TARIF €
M (métrique) **- HSS / H**		
CPFPA110H	Ø 1 / 1.5 / 2 / 2.5 / 3 / 3.5 / 4 / 4.5 / 5 / 5.5 / 6 / 6.5 / 7 / 7.5 / 8 / 8.5 / 9 / 9.5 / 10 mm	

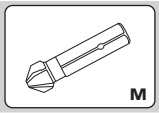

Coffret plastique de 6 fraises à ébavurer 90° avec queue hexagonale 1/4" P : 299

REF.	Ø mm	TARIF €
M (métrique) **- HSS / H**		
CPFREA63205H	Ø 6.3 / 8.3 / 10.4 / 12.4 / 16.5 / 20,5	

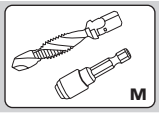

Coffret plastique de 6 tarauds combinés foret, taraud, chanfreineur avec queue hexagonale 1/4" P : 300

REF.	Ø mm	TARIF €
M (métrique) **- HSS / H**		
CPCOMFTM310H	**M** 3-4-5-6-8-10	
	Ø Pouce 1/4"	

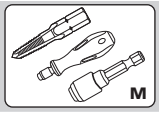

Coffret de 6 tarauds boite plastique Avec queue hexagonale 1/4" + embout et tourne taraud P : 300

REF.	Ø mm	TARIF €
M (métrique) **- HSS / H**		
CPTH1M310H	**M** 3-4-5-6-8-10	
	2.5/3.3/4.2/5.0/6.8/ 8.5 mm	
	Ø Pouce 1/4"	

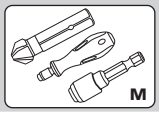

Coffret plastique de 6 Fraises à ébavurer 90° avec queue hexagonale 1/4" + embout et tourne fraise. P : 301

REF.	Ø mm	TARIF €
M (métrique) **- HSS / H**		
CPFRE63205H	6.3 / 8.3 / 10.4 / 12.4 / 16.5 / 20,5	
	Ø Pouce 1/4"	
	1/4"	

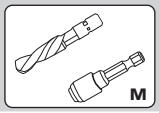

Coffret plastique de 6 forets avec queue hexagonale 1/4" + 1 rallonge, 12 embouts Torx et Cruciforme P : 301

REF.	Ø mm	TARIF €
M (métrique) **- HSS / H**		
CPFPAH63205H	Ø 3 / 4 / 5 / 6 / 8 / 10	
	6 Bits : 2xPH1, 3xPH2, 1xPH3	
	6 Torx Bits : T10, T15, T20, T25, T30, T40	
	Ø Pouce 1/4"	

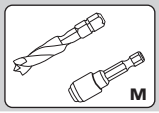

Coffret plastique de 6 forets bois avec queue hexagonale 1/4" + 1 rallonge, 12 embouts Torx et Cruciforme P : 302

REF.	Ø mm	TARIF €
M (métrique) **- HSS / H**		
CPFPB310H	Ø 3 / 4 / 5 / 6 / 8 / 10	
	6 Bits : 2xPZ1, 3xPZ2, 1xPZ3	
	6 Torx Bits : T10, T15, T20, T25, T30, T40	
	Ø Pouce 1/4"	

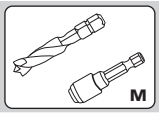

Coffret plastique de forets 6 pour aciers, 6 pour bois avec queue hexagonale 1/4" P : 302

REF.	Ø mm	TARIF €
M (métrique) **- HSS / H**		
CPFPB310H	Ø 3 / 4 / 5 / 6 / 8 / 10	
	6 Bits : 2xPZ1, 3xPZ2, 1xPZ3	
	6 Torx Bits : T10, T15, T20, T25, T30, T40	
	Ø Pouce 1/4"	

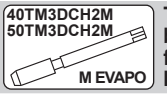

Tarauds machine bague COULEUR BLANCHE filetage métrique ISO DIN 13 P : 199

Ø mm	Pas	REF.	TARIF €
3	x 0.50	40TM3DCH2M3EVAPO	
4	x 0.70	40TM3DCH2M4EVAPO	
5	x 0.80	40TM3DCH2M5EVAPO	
6	x 1.00	40TM3DCH2M6EVAPO	
8	x 1.25	40TM3DCH2M8EVAPO	
10	x 1.50	40TM3DCH2M10EVAPO	
12	x 1.75	50TM3DCH2M12EVAPO	
14	x 2.00	50TM3DCH2M14EVAPO	
16	x 2.00	50TM3DCH2M16EVAPO	
18	x 2.50	50TM3DCH2M18EVAPO	
20	x 2.50	50TM3DCH2M20EVAPO	

M 3-4-5-6-8-10 (DIN 371) - M 12 (DIN 376) SETM3DCH2M312EVAPO

NOTES

 Web : http://www.sermaoutillage.eu - **Email** : serma@sermaoutillage.eu - **Tél.** : 00 33 (0)3 27.30.12.31 - **Fax** : 00 33 (0)3 27.30.17.13

Conditions générales de vente

Ces conditions générales de vente annulent et remplacent toutes versions antérieures.

Généralités :
Nos ventes sont soumises aux présentes conditions générales qui prévalent sur toutes conditions d'achats, sauf accord particulier conclu préalablement par écrit.

Prix :
Les prix figurant dans nos tarifs et devis sont les prix hors taxes, départ nos locaux. Ils servent de base aux calculs de nos factures. Les prix indiqués par le client dans le chiffrage de ses commandes ne seront pas pris en compte dans le calcul de nos factures. Nous déclinons toute responsabilité si les prix indiqués par le client sont erronés. La société SERMA OUTILLAGE SARL se réserve le droit de modifier à tout moment les spécifications et les prix de nos produits.

Programme de vente :
Les listes de produits figurant dans nos tarifs et catalogues ne sont données qu'à titre indicatif. Des articles peuvent être supprimés ou ajoutés au cours de la période d'application du tarif.

Ouverture de compte :
Tout nouveau client devra nous envoyer un exemplaire de son papier en-tête indiquant son nom et le type de société.
Son adresse, N° de Siret - N° de T.V.A ainsi qu'un R.I.B.
Nous nous réservons le droit de livrer contre un paiement avant expédition
(en cas de mauvais renseignements financiers).

Délais de livraison :
Les délais de livraison ne sont donnés qu'à titre indicatif, ne constituant pour nous qu'une obligation de moyen et non de résultat.
SERMA OUTILLAGE SARL, ne sera tenu à aucun dommage et intérêts, ainsi que des pénalités ou indemnités dûs à un retard de livraison.

Commandes :
Pour toutes commandes un accusé réception sera fait et communiqué sur demande.
Les commandes inférieures à 50 euro net HT doivent faire l'objet d'un accord préalable.
Pour toutes commandes spécifiques ou de fabrications spéciales :
SERMA OUTILLAGE SARL se réserve le droit de demander un acompte.

Transport :
Les marchandises voyagent aux risques et périls du destinataire, (nos prix s'entendant départ nos locaux) même pour les expéditions en port avancé, débité sur facture. Le port est facturé en fonction des coûts de transport et emballage réels.

Garantie :
Nos outils sont garantis contre tout vice de fabrication et sont remplacés gratuitement après examen des pièces reconnues défectueuses.
En aucun cas, notre responsabilité ne pourra être engagée pour tout dommage, retard, etc... découlant de l'utilisation inadéquate de notre matériel.

Réclamations :
En cas d'articles manquants pour être prises en considération, les réclamations devront être adressées dans les 48 heures de la date de réception des colis.
En cas de colis abimés le client devra obligatoirement faire une réserve de réception auprès du transporteur.

Retour de marchandises :
Aucun retour ne sera accepté sans l'accord préalable de la direction SERMA OUTILLAGE SARL. Dans le cas d'un accord favorable, un abattement de 20 pourcent sera déduit sur l'avoir correspondant, ceci pour couvrir nos frais de réintégration. Aucun avoir ne sera remboursé. Un avoir est un crédit d'achat.
En cas de frais de port ceux-ci seront déduits de cet avoir.
Nous n'acceptons aucun retour en port dû.

Erreur de commande :
En cas d'erreur de commande du client, un forfait de 20 pourcent sera facturé pour couvrir les frais de réintégration.

Conditions de paiement :
Les marchandises sont payables à notre domicile. Conformément à la Loi de modernisation de l'économie du 4 août 2008, le délai de paiement ne peut dépasser 45 jours fin de mois à compter de la date d'émission de la facture sauf accord dérogatoire. A titre d'exception pour les DOM TOM listés par la loi précitée, ce délai est décompté à partir de la date de réception des marchandises. Toutefois, sans accord exprès, le paiement est exigé à 30 jours date de facture. Paiement par LCR magnétique. Par ailleurs, notre société pourra signifier au client la limite de l'encours qui lui est accordé par son assureur crédit et à défaut d'encours autorisé, notre Société demandera un paiement par avance.
A l'occasion du paiement, le client précisera le détail des factures réglées.
Toute somme non payée à l'échéance donnera lieu au paiement par le client de pénalités calculées avec un taux d'intérêt égal au taux d'intérêt appliqué par la Banque Centrale Européenne à son opération de refinancement la plus récente majoré de 10 points de pourcentage.
En outre, en cas de non-respect par le client d'une échéance ou de l'une quelconque de ses obligations liées aux conditions de paiement, notre société se réserve la faculté d'une part de saisir le tribunal compétent afin que celui-ci fasse cesser cette inexécution sous astreinte journalière et d'autre part de modifier les conditions de règlement du client pour exiger un paiement comptant des commandes suivantes, de modifier les encours de crédit accordés préalablement au manquement, de suspendre le paiement des sommes éventuellement dues par SERMA OUTILLAGE SARL au client ainsi que de suspendre toute fourniture sur les commandes en cours.

Le non-paiement d'une échéance quelconque entraine l'exigibilité de la totalité des sommes dues et la suspension des livraisons. En cas de poursuite contentieuse, afin d'obtenir le recouvrement d'une créance impayée, une majoration de 15 pourcent de la somme due, pour préjudice et trouble commercial, toutes taxes fiscales en sus, trouvera son application de plein droit à titre de dommages-intérêts.
Notre société n'accorde aucun escompte pour paiement comptant ou à une date antérieure à l'échéance. S'il survient un litige, le Client devra informer notre société par écrit de la nature de ce dernier. Tout litige pour être indemnisé devra préalablement être accepté par écrit par notre société.

Concernant les sommes éventuellement demandées par le Client à :
SERMA OUTILLAGE SARL :
• Aucun avoir ne sera remboursé. Un avoir est un crédit d'achat.
• Elles ne feront pas l'objet d'un paiement de la part de SERMA OUTILLAGE SARL si elles ne sont pas demandées par le client dans un délai de 6 mois à compter de la date d'exigibilité du paiement.

Réserves de propriété :
La marchandise reste la pleine et entière propriété de la société SERMA OUTILLAGE SARL tant que le règlement intégral n'aura pas été effectué et ce, en application de la loi du 12 mai 1980.

Attribution de juridiction :
En cas de litige ou contestation pour l'interprétation et l'exécution des présentes, les parties attribuent compétence au seul Tribunal de Commerce de Valenciennes.

Implication d'adhésion :
Toute remise de commande implique l'adhésion complète et sans réserve des conditions générales de ventes ci-dessus, toutes clauses d'achat contraires n'étant pas simplement neutralisées mais exclues et annulées à tout moment, au seul profit des nôtres.

Nota :
Les photos, dessins et dimensions ne sont pas contractuelles et peuvent donc être changés.

SERMA OUTILLAGE SARL
Rue Charles Longuet Parc d'Activités Le Brasseur - B.P. 49 - 59690 Vieux Condé - France
Web : http://www.sermaoutillage.eu - **Email** : serma@sermaoutillage.eu - **Tél.** : 00 33 (0)3 27.30.12.31 - **Fax** : 00 33 (0)3 27.30.17.13